

## Invite to download Transistor, an attractive role-playing action game for \$ 7.99, which is free


Transistor is an attractive action role-playing game with a mysterious plot, many fascinating challenges, a deep battle system.

Transistor is an attractive action role-playing game with a mysterious plot, many fascinating challenges, a deep battle system. In the game, players will play the role of a girl named Red, a famous female singer in the future city Cloudbank, where humans and robots live together. But a dark conspiracy was put in advance that stole her voice. The player will be with Red, with the mysterious Transistor sword, make the journey to find the voice, decode and destroy the dark conspiracies that are taking place in the city.



Transistor has a seamless gameplay but still allows players to "freeze time" to plan their fight. Throughout Red's adventures are famous jazz pieces.

The beautiful moves to defeat Red's opponents in the game will definitely make the game complacent.

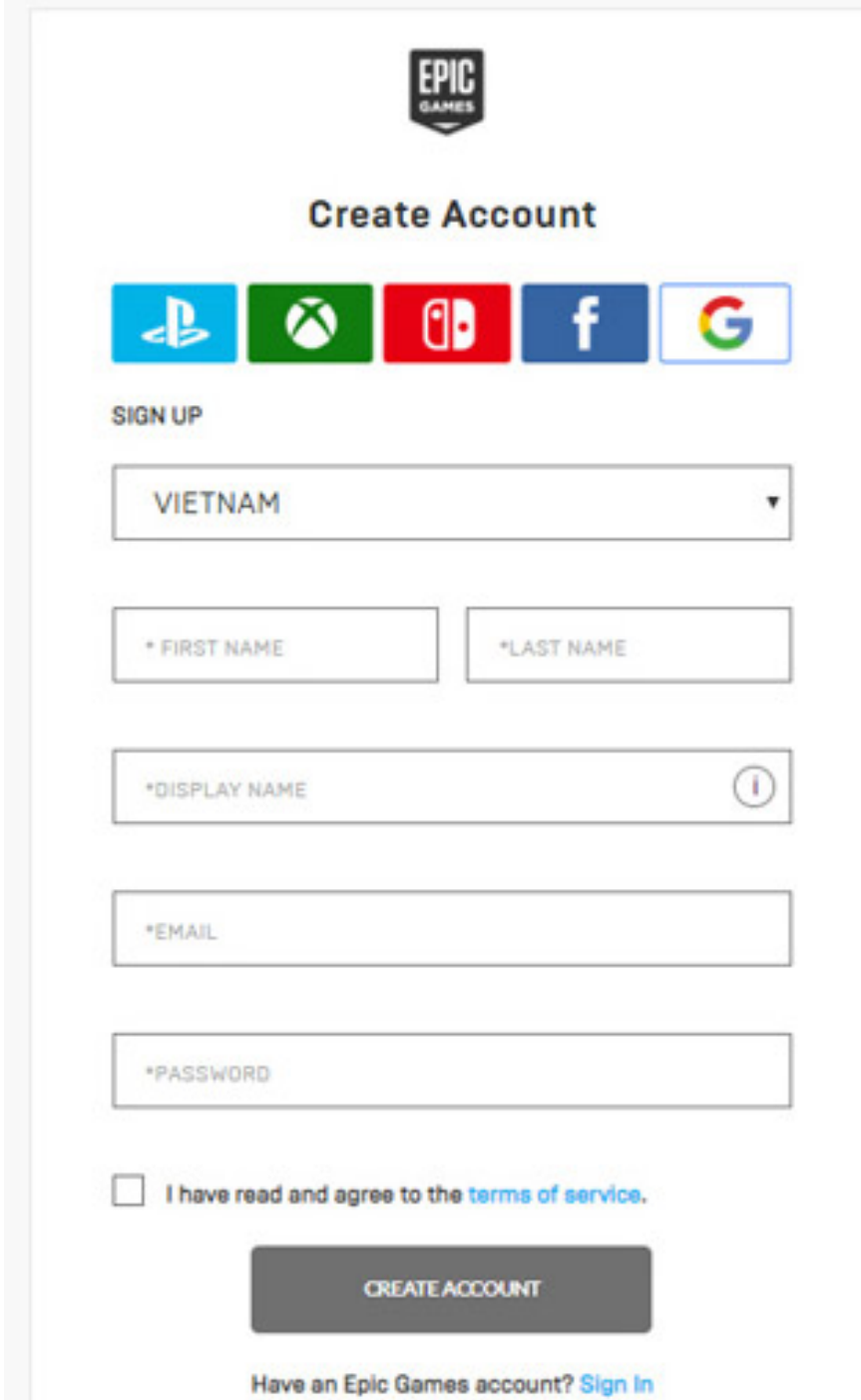


Currently, Transistor is free on Epic Games Store until May 2, 2019. If you like adventure games, science fiction combined action elements, then you can quickly follow the instructions below to own this exciting game before the expiration of the promotion. .

**Instructions for free download and install Transistor game on Windows:**

Step 1: Register for Epic Games account if not yet.

<https://accounts.epicgames.com/login>

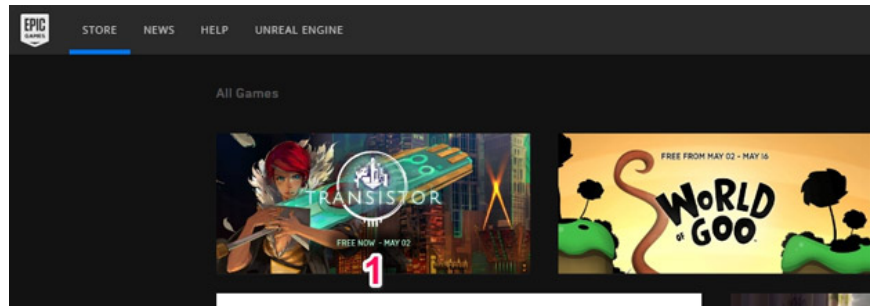


The image shows the Epic Games 'Create Account' registration page. At the top is the Epic Games logo. Below it is the title 'Create Account'. There are five social media icons: PlayStation, Xbox, Nintendo Switch, Facebook, and Google. Underneath is the 'SIGN UP' section. It includes a dropdown menu for region (currently set to 'VIETNAM'), two input fields for '\* FIRST NAME' and '\* LAST NAME', a single input field for '\* DISPLAY NAME' with an information icon, an input field for '\* EMAIL', and an input field for '\* PASSWORD'. At the bottom of the form is a checkbox with the text 'I have read and agree to the [terms of service](#).' Below the checkbox is a large grey button labeled 'CREATE ACCOUNT'. At the very bottom, there is a link: 'Have an Epic Games account? [Sign In](#)'.

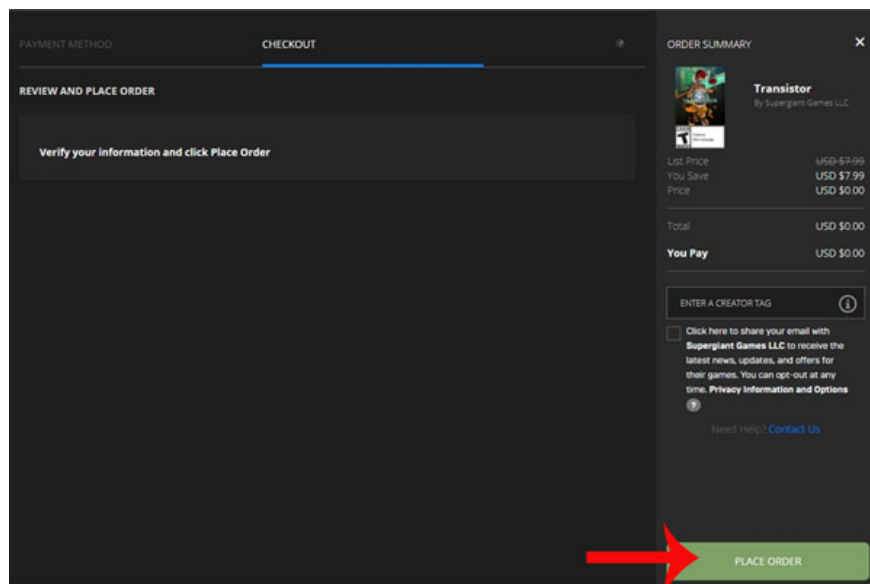
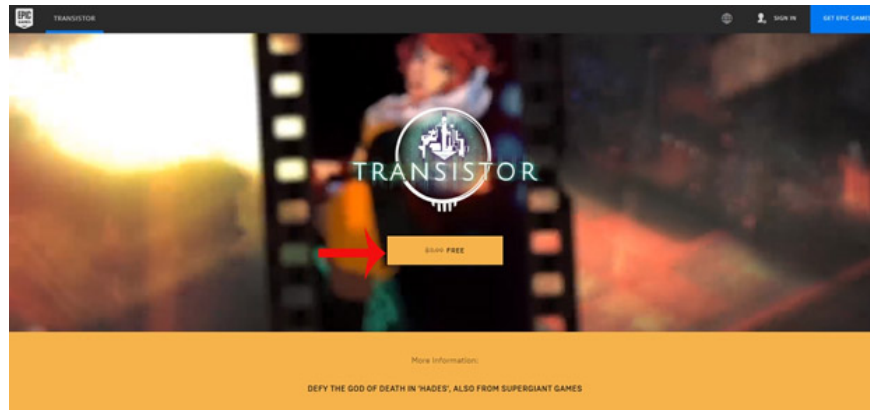
Step 2: Download and install Epic Games Launcher application on your computer.

1. Download Epic Games Launcher for Win / Mac

Step 3: Open the Epic Games Launcher application on your computer to open the details page of the Transistor game by selecting the Store item -> click on the avatar of the Transistor.



Step 4: Click Free -> click on Place Oder to confirm payment completion.



Step 5: Click the Install button to proceed to download and install the game via Epic Games Launcher.

**Configuring to smooth action game in the role of Transistor:**

**Windows:** 7 32-bit (hoặc cao hơn)

CPU Dual Core 2.6ghz (hoặc cao hơn)

HDD 3 GB (hoặc cao hơn)

RAM 4 GB (hoặc cao hơn)

1GB VRAM

Intel HD 3000 GPU

AMD HD 5450

Nvidia 9400 GT (hoặc cao hơn)

**Mac:** 10.7.5 (hoặc cao hơn)

Dual Core CPU 2.6ghz (hoặc cao hơn)

HDD 3 GB (hoặc cao hơn)

RAM 4 GB (hoặc cao hơn)

OpenGL 3.0+

You finished reading the article "**Invite to download Transistor, an attractive role-playing action game for \$ 7.99, which is free**" edited by the [TipsMake](#) team. We hope this article has provided you with many useful tech tips and tricks. You can search for similar articles on tips and guides. Thank you for reading and for following us regularly.