

Invite to download the wallpaper installation app with super nice Unsplash images on Windows 10 worth \$ 200, is free

WallPaper 10 is an application that helps change the wallpaper automatically for the lock screen and the Desktop screen on Windows 10 (64Bit).

WallPaper 10 is an application that helps change the wallpaper automatically for the lock screen and the Desktop screen on Windows 10 (64Bit). Especially, the beautiful images used by the application are high resolution, taken from a prestigious photography community in the world, Unsplash.

Currently WallPaper 10 application (199.99USD) is being free for a short time, please quickly download and experience.

Instructions for installing and using the WallPaper 10 application

Step 1: Visit the link below, on the details page of WallPaper 10, click on **Get** to download the application to the device.

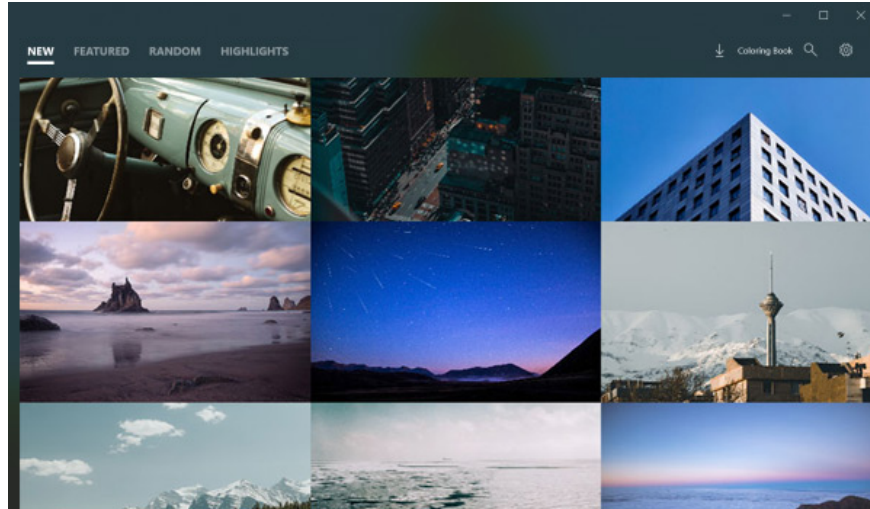
<https://www.microsoft.com/vi-vn/p/wallpaper-10-free-backgrounds-lockscreens-wallpapers/5ph303bx9jcf7activetab=pivotoverviewtab>



Step 2: Browse photos from Unsplas on WallPaper 10 can be done through the following items:

1. New: Browse the latest photos.
2. Featured: Browse images that are viewed by many people.
3. Random: The images are displayed randomly.

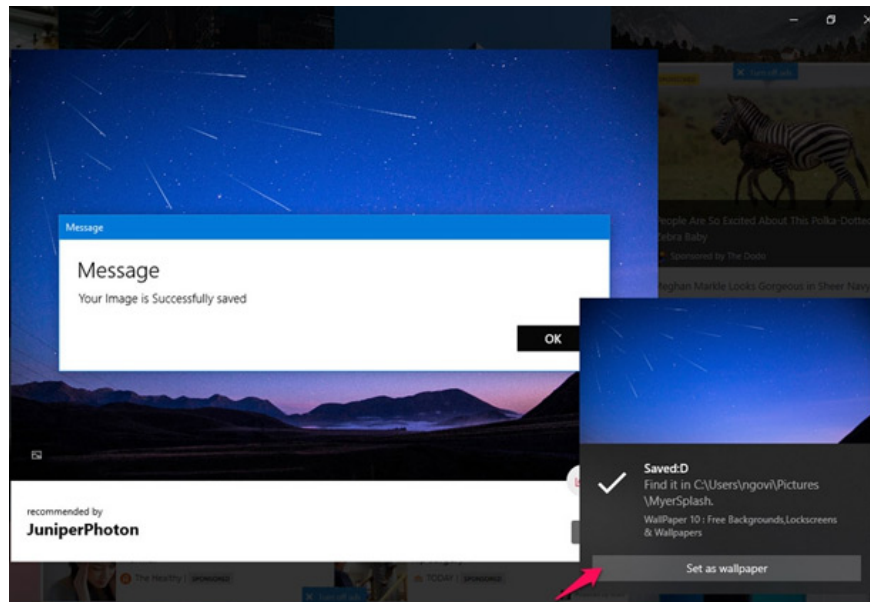
4. Highlights: Browse selected images.



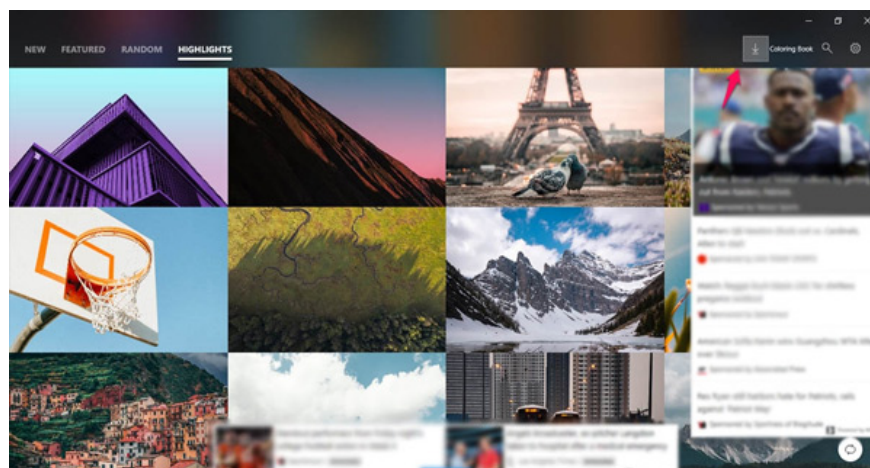
The images are displayed as thumbnails, select the image you want to select -> click the Download icon on each image.



Step 3: Download images in HD or Raw quality, saved in MyerSplash section of Pictures. The message will appear when the image has downloaded successfully. Click Set as wallpaper in the notification to set the downloaded image as wallpaper.

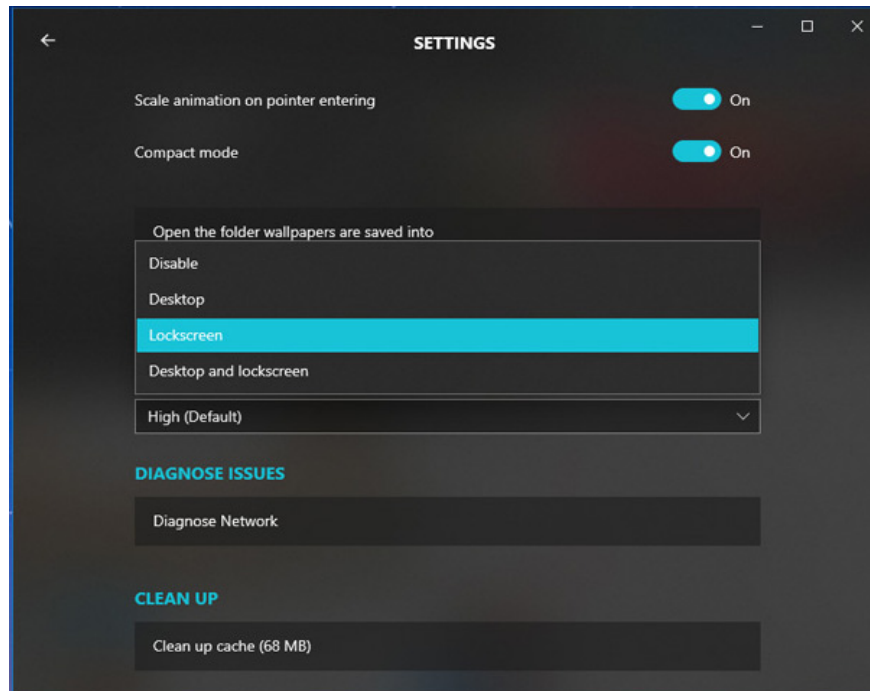


Step 4: If you want to set the image as a lock screen, click the Download icon in the upper right of the application screen -> downloaded Unsplash images will appear -> click Set As on the desired image and Choose one of three options: Background (set as wallpaper), Lockscreen (set the image as the background for the lock screen) and Both (set the image as the background for both the Desktop and the lock screen).



To set automatic wallpaper changes for the desktop, daily lock screen, click the Settings icon (gear icon) -> go to Auto-change wallpaper in background every day, choose one of the options choose the following:

1. Background: Change the desktop image every day.
2. Lockscreen: Change the lock screen image every day.
3. Background and Lockscreen: Change the desktop image and lock screen every day.



Note: Because it's free, there will be ads in the app.

1. Offer to download WiFi Password Recovery Pro 2020 (\$ 29.95) - an application to view WiFi passwords that have been logged in and being free

You finished reading the article "**Invite to download the wallpaper installation app with super nice Unsplash images on Windows 10 worth \$ 200, is free**" edited by the [TipsMake](#) team. We hope this article has provided you with many useful tech tips and tricks. You can search for similar articles on tips and guides. Thank you for reading and for following us regularly.