

Invite to download and experience AnyDesk Remote, a free application that supports remote control of smartphones for smartphones

AnyDesk Remote is a remote support tool for accessing, connecting and controlling computers (Windows, Mac) for smartphones, allowing users to share content on a computer / mobile screen, Entertainment support (music playback, video), keyboard and mouse control, file search ... data transfer between two computers.

AnyDesk Remote is a remote support tool for accessing, connecting and controlling computers (Windows, Mac) for smartphones, allowing users to share content on a computer / mobile screen, Entertainment support (music playback, video), keyboard and mouse control, file search . data transfer between two computers. In addition, AnyDesk Remote supports controlling mobile devices with extremely fast response speed.

AnyDesk Remote is really a new choice for controlling remote computers.



Outstanding features of AnyDesk Remote:

1. Multi-platform support: AnyDesk Remote supports multiple platforms and operating systems such as Windows, Linux, FreeBSD, Mac OS, iOS, Android and especially completely free.
2. Outstanding performance: AnyDesk Remote is built on the advanced DeskRT source code so it has fast data transfer rate, frame rate up to 60 frames per second, low latency.
3. Connection security: AnyDesk Remote is equipped with standard security system commonly used in bank security systems.



Note:

AnyDesk Remote only supports sharing the display to allow users to perform instructions or view the same content displayed on the target device. This means that users cannot use this application to perform the same control operations from mobile phones to computers.

How to use AnyDesk Remote to control Windows computers from Android smartphones. With other devices, take the same steps.

Step 1: Visit the link below to download and install applications on smartphones and computers.

1. AnyDesk remote PC / Mac control on Android
2. AnyDesk remote PC / Mac control on iOS
3. AnyDesk remote PC / Mac control on Windows
4. AnyDesk remote PC / Mac control on Mac
5. AnyDesk remote PC / Mac control on Linux
6. AnyDesk remote PC / Mac control on FreeBSD

Step 2: Open AnyDesk Remote on both phones and computers.

This Desk

Your Desk can be accessed with this address.



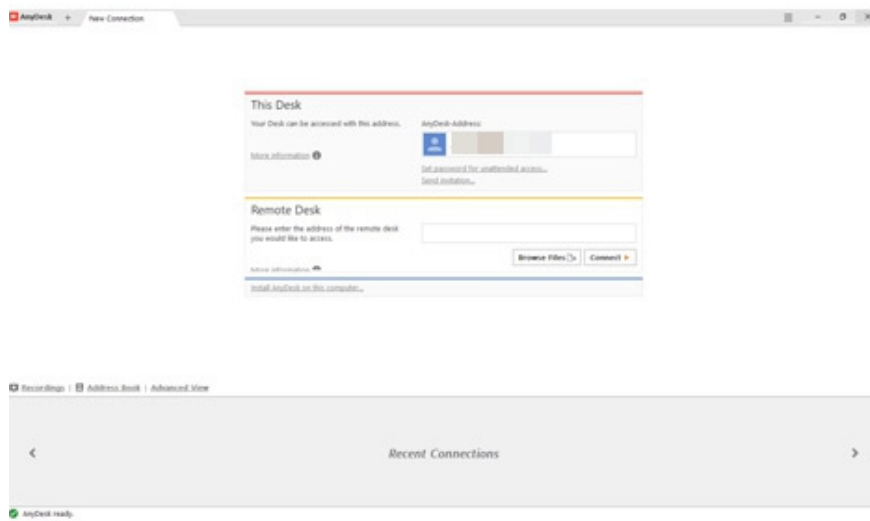
Remote Desk

Please enter the address of the remote desk you would like to access.



CONNECT





Step 3: Enter the address in the Remote Disk section provided by AnyDesk Remote on the phone application for the computer. Click Connect to send the connection request to the computer.



This Desk

Your Desk can be accessed with this address.

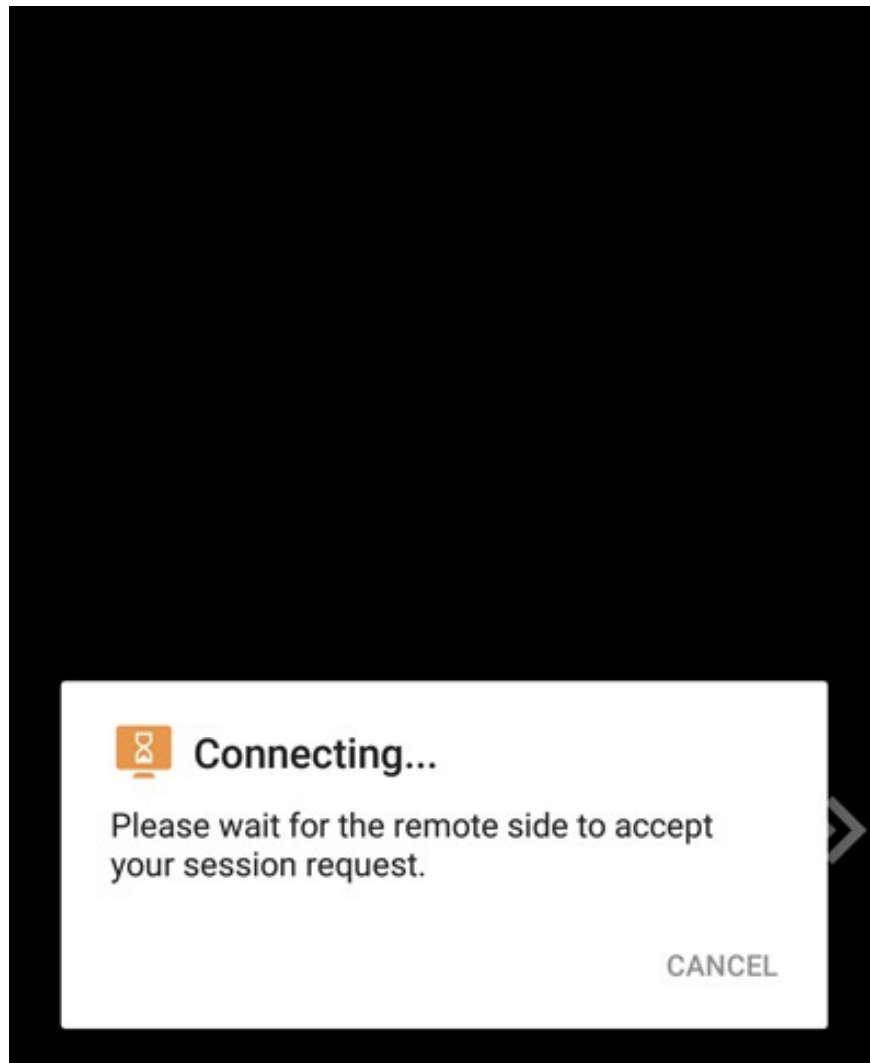


Remote Desk

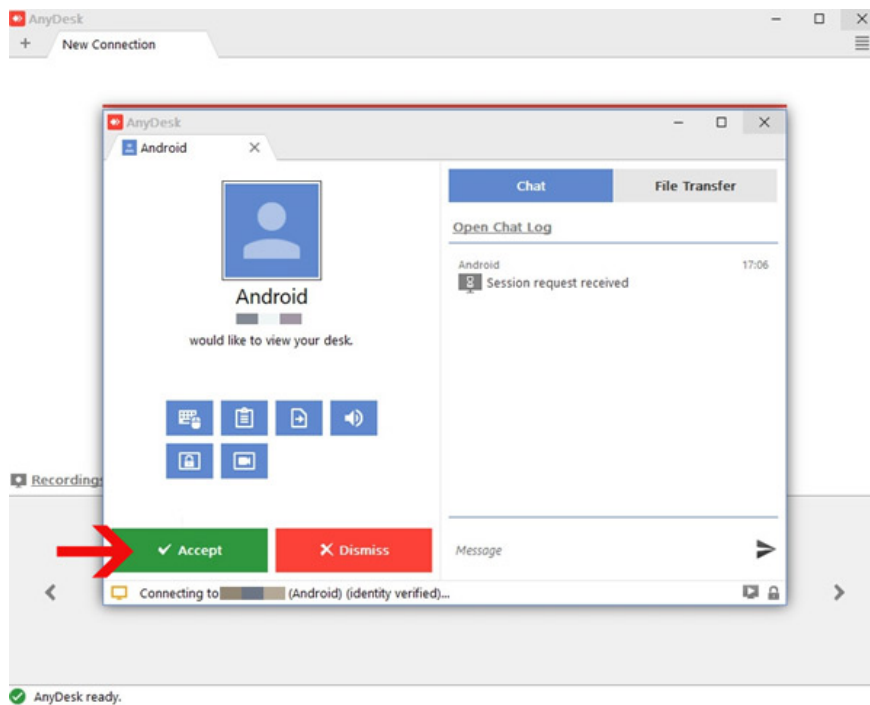
Please enter the address of the remote desk you would like to access.




CONNECT



Step 4: On the computer, press the Accept button to accept the connection and allow the phone to access and control the remote computer.



Step 5: Press + hold on the square icon on the screen, swipe left with the corresponding control operation you want to use.



You can refer to the application to support computer control (Windows / Mac) for smartphones below:

1. Top 15 free remote computer control tools
2. How to use Ultraviewer to control remote computers
3. How to control and access computers by phone with Microsoft Remote Desktop

You finished reading the article "**Invite to download and experience AnyDesk Remote, a free application that supports remote control of smartphones for smartphones**" edited by the [TipsMake](#) team. We hope this article has provided you with many useful tech tips and tricks. You can search for similar articles on tips and guides. Thank you for reading and for following us regularly.