

Invitation to COLOR Projects 4, a \$ 99 professional image processing software, is free

COLOR Projects 4 is an image processing software with many features, a professional color filter for all image processing needs for both amateurs and photographers. What is special about COLOR Projects 4 is that you can use it as a stand-alone program or in parallel as a Photoshop or Lightroom plug-in.

COLOR Projects 4 is an image processing software with many features, a professional color filter for all image processing needs for both amateurs and photographers. What is special about COLOR Projects 4 is that you can use it as a stand-alone program or in parallel as a Photoshop or Lightroom plug-in.

Usually this photo editing software has a market price of 99 USD, but there is a promotion program that gives away free copyright until 3pm on November 16, 2018, in Vietnam time. If you have a need to use, please quickly register under the instructions below to own this useful and convenient software without spending any money.



I. Registration Instructions for Free COLOR Projects 4

1. For Windows platform:


Step 1: Access to the registration website according to the link below:

Franzis Registriersystem

Step 2: Enter your email address, tick the two boxes and press the SEND button.

Now request a free unlock code

Please send me the free unlock code for the program:



**COLOR PROJECTS 4
WINDOWS -
SHAREWAREONSALE.COM**

The High-End Toolbox for the
creative photographer

Please enter your e-mail address and send:

I agree to the storage and processing of my personal data.

I hereby give my consent for Franzis Verlag GmbH to inform me about selected topics by e-mail. My data will be used exclusively for this purpose. In particular, it will not be passed on to unauthorized third parties. I am aware that I am able to revoke my consent at any time with effect for the future. I can do this electronically using the unsubscribe link, by phoning +49 89 25556-1000, by e-mailing abmoldena@franzis.de, or by mailing FRANZIS Verlag GmbH, Richard-Reitzner-Allee 2, 85540 Haar, Germany. I can also revoke my consent

Step 3: In the new table that appears, fill in the required information and press SEND.



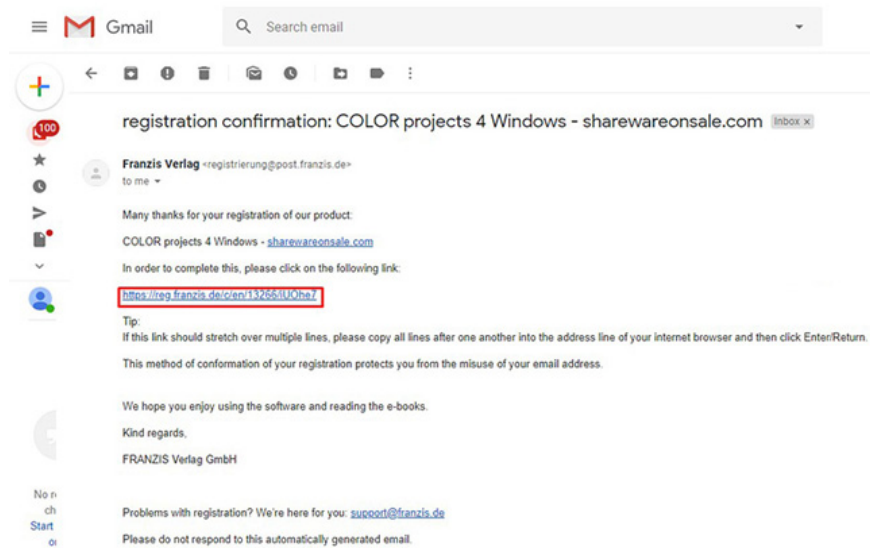
**COLOR PROJECTS 4
WINDOWS -
SHAREWAREONSALE.COM**

The High-End Toolbox for the
creative photographer

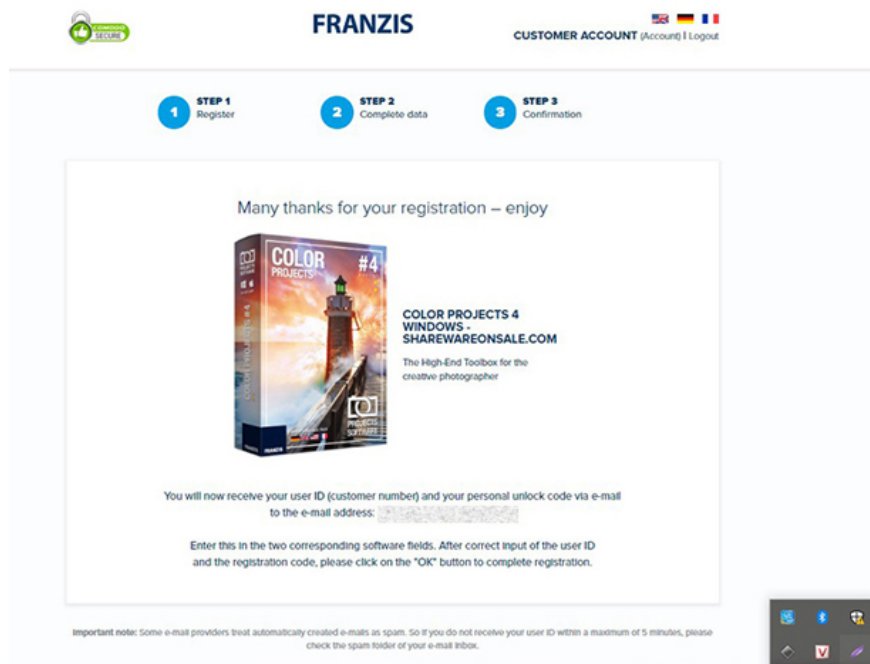
Please complete your data:

LANGUAGE:	<input type="text" value="English"/>	SALUTATION:	<input type="radio"/> MR <input type="radio"/> MRS
E-MAIL:	<input type="text"/>	FIRST NAME:	<input type="text" value="First name"/>
DATE OF BIRTH:	<input type="text" value="00"/> <input type="text" value="00"/> <input type="text" value="0000"/>	LAST NAME:	<input type="text" value="Last name"/>
PASSWORD:	<input type="text" value="Password"/>	STREET:	<input type="text" value="Street"/>
PASSWORD CONFIRMATION:	<input type="text" value="Password confirmation"/>	ZIP CODE:	<input type="text" value="Zip code"/> <input type="text" value="CITY/TOWN"/>
COUNTRY:	<input type="text" value="Netherlands"/>	CITY/TOWN:	<input type="text"/>
TELEPHONE:	<input type="text" value="Telephone"/>	COMPANY:	<input type="text" value="Firma"/>

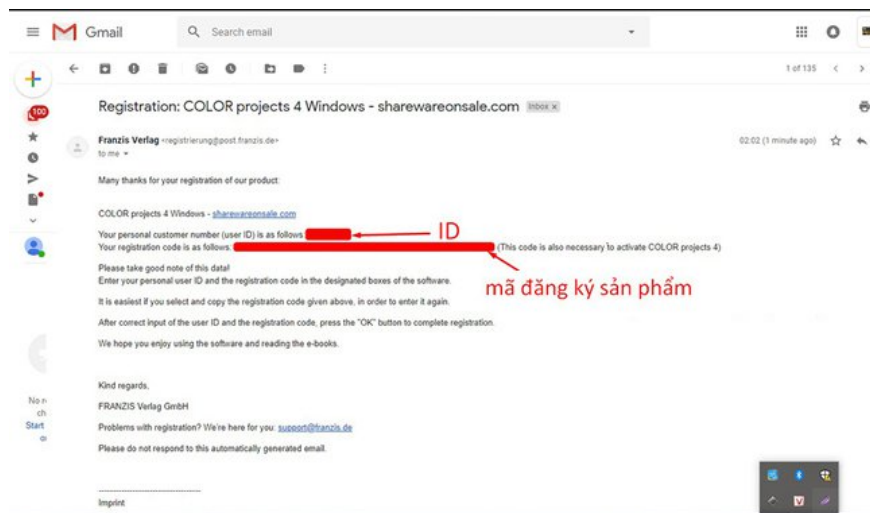
Step 4: Open the registered email and open the letter sent from Franzis. Click on the link in the mail.



Step 5: Close the opened page and continue checking for new mail sent from Franzis.



Step 6: In the new mail, you will receive the user code (user ID) and the registration code (registration code). Save these two information for use when activating software licenses.

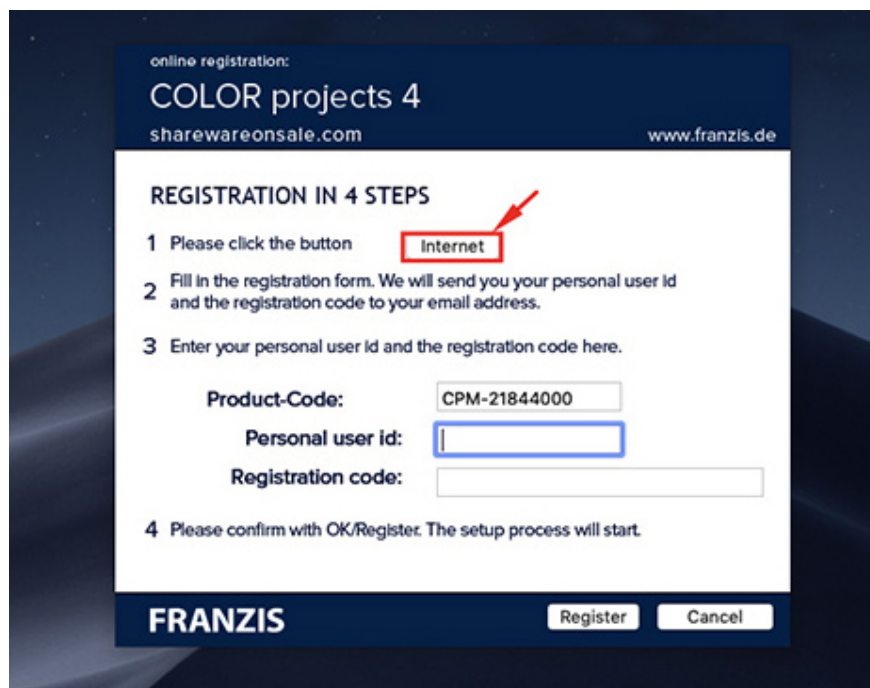


Step 7: Download and install the software (download link at the end of the article) and enter the code that you have completely owned COLOR Projects 4.

2. For macOS platform:

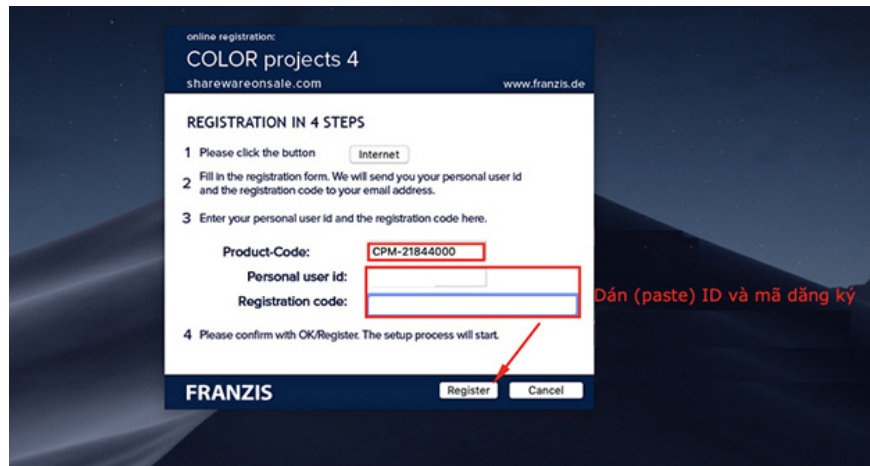
Step 1: Visit the link at the end of the article to download and launch the installation file.

Step 2: At the installation window, click on the **Internet** button.



Step 3: To receive the user code (user ID) and registration code, do the same steps (2-6) as on the Windows platform.

Step 4: Enter the user code (user ID) and registration code (registration code) as shown below -> Click Register to finish.



II. Download link

Visit the link below, take the required steps and select the installation file that matches your device platform to download and install.

<https://sharewareonsale.com/s/franzis-color-projects-professional-giveaway-coupon-sale>

See more:

1. Free download CyberLink PhotoDirector 8 Deluxe, professional photo editing software for \$ 60, is free
2. The best free photo editing software on your computer
3. The best free Photoshop replacement software

You finished reading the article "**Invitation to COLOR Projects 4, a \$ 99 professional image processing software, is free**" edited by the [TipsMake](#) team. We hope this article has provided you with many useful tech tips and tricks. You can search for similar articles on tips and guides. Thank you for reading and for following us regularly.