

# Introducing the new Hotmail Wave 4

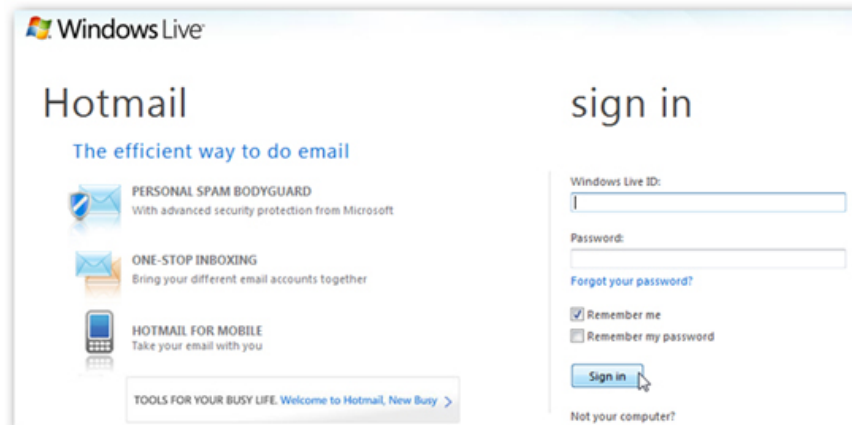
Microsoft is in the process of updating thousands of Hotmail accounts with the latest version, helping to run faster and include more features than ever before.

**TipsMake.com - Microsoft is in the process of updating thousands of Hotmail accounts with the latest version, which helps to run faster and includes more features than ever. So, the following article will point you to the new features of Hotmail Wave 4.**

Windows Live Hotmail is one of the free webmail services, formerly known as Hotmail, running on HTML. In recent years, Microsoft has changed its service name to Windows Live, so the Hotmail name is commonly used with the email address @ *hotmail.com* or newer as @ *live.com* . You can even use Hotmail or other Live services with your own domain name. Although only popular before, Hotmail still has a lot of users, from fastidious customers to those using Google's Gmail account. New Hotmail brings a lot of features that Gmail has launched. So let's try to find out what features Hotmail has to offer.

## Check out the new features

If you don't normally see Hotmail, you may find the login screen a little changed with a bright design, Metro-style font and a wider login screen.



A new Hotmail security feature is single-use sign in code. You can request a password (request a code), sent via text message to your phone. This is a great way to log in to Hotmail in public places without fear of being exposed to passwords by malware applications.

### With single-use code

If you're signing in from a public computer, you can use a single-use code instead of your password for added security. [Learn more](#)

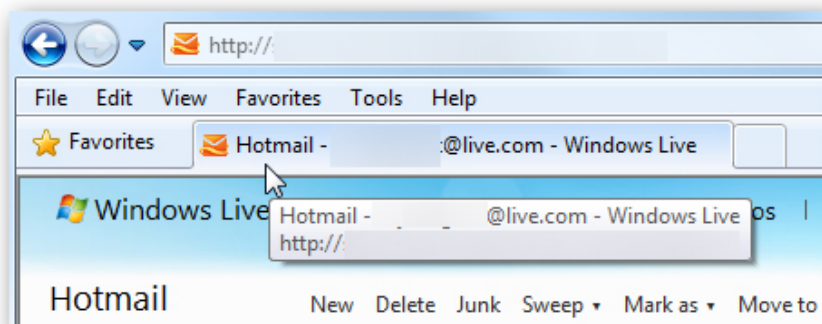
Windows Live ID:

Single-use code: Enter the code | [Request a code](#)

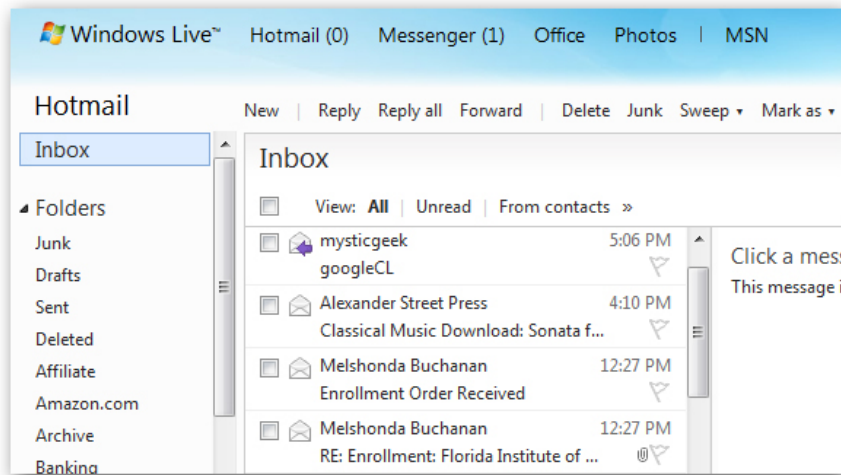
Remember me

[Sign in with a password](#)

After logging in, you will easily see the new Hotmail logo at the top of the browser window or on the card. If you still see the old Windows Live logo, it means you're still in the old version. You will have to wait until your account is updated within the next few weeks.

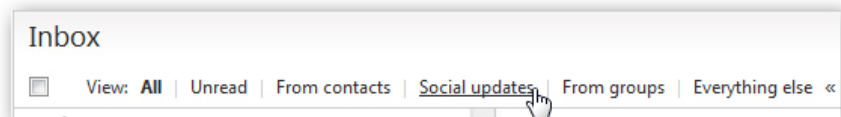


The new inbox looks nothing different than the old version

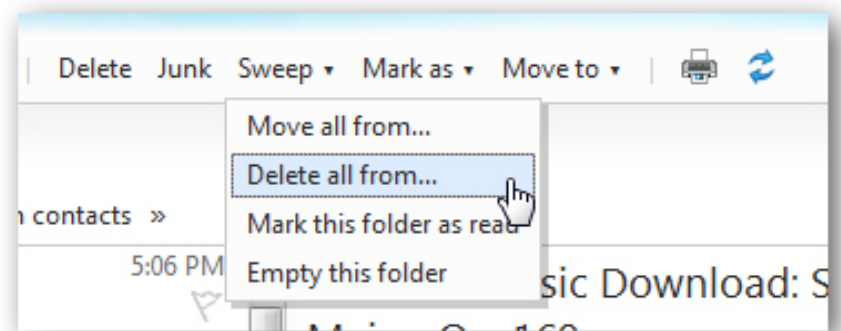


## Save time

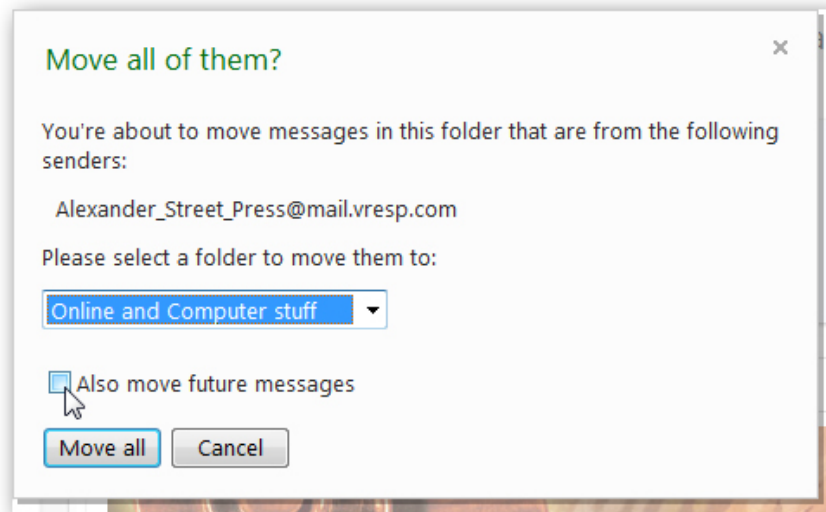
You will immediately see the View option in the mailbox, you can choose to display unread messages or messages from your list contacts. You can even choose Social updates to read notifications, messages from Twitter, Facebook and other social networks. This is a great way for you to read news from social networking sites in your inbox.



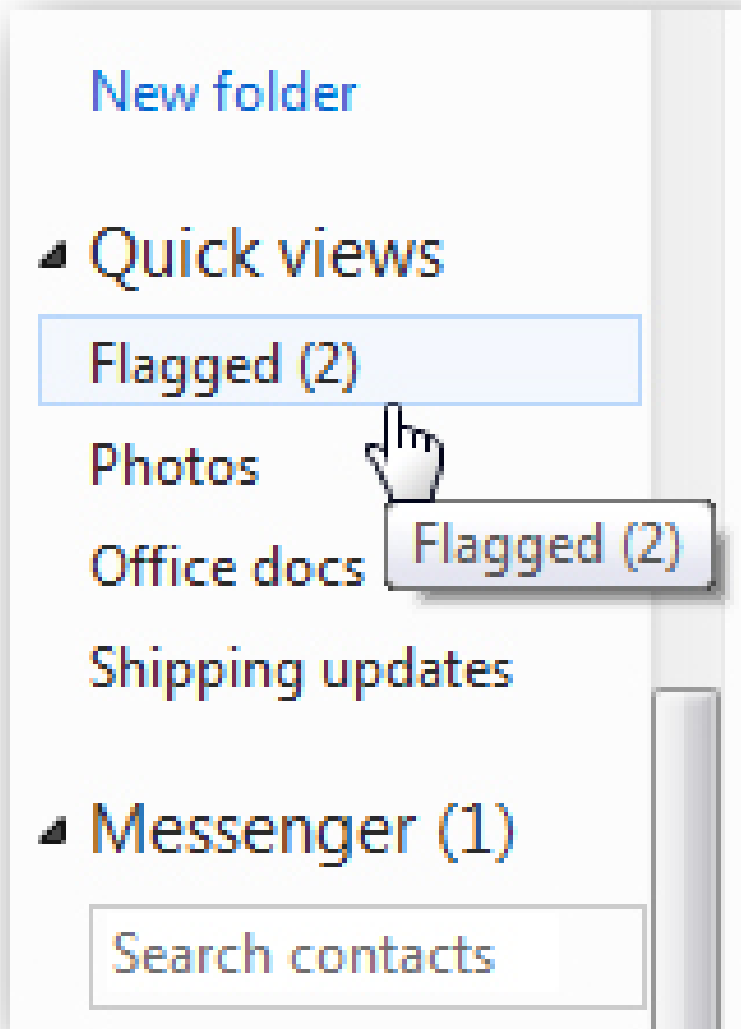
Another time-saving feature is the new Sweep tool. Select this feature at the top of the Hotmail page to quickly manage emails from a sender.



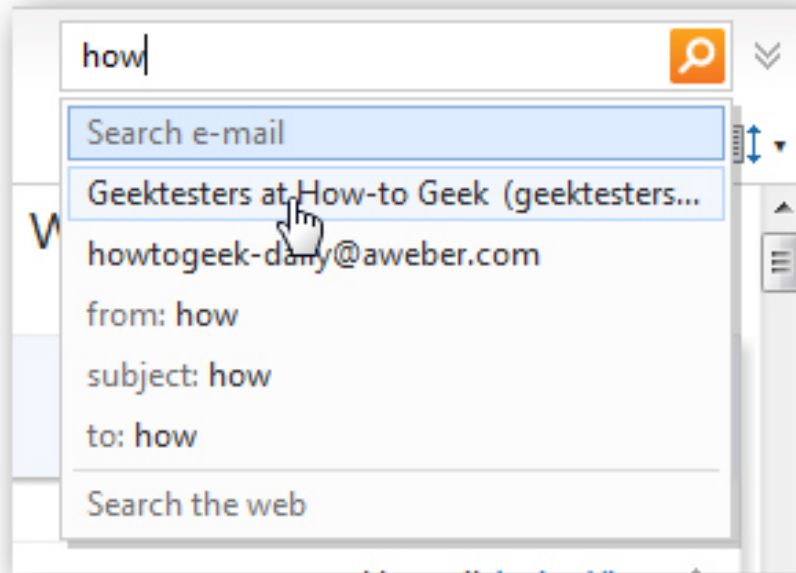
You can also transfer all your emails to a separate folder in Hotmail automatically or even delete an email of an automated person. This is the easiest way we can see in the inbox tools.



Hotmail includes the Quick views feature on the left, under your folder. Here you can display flagged emails or emails containing photos or office documents. You can also click Shipping updates to display all the new and remarkable emails.



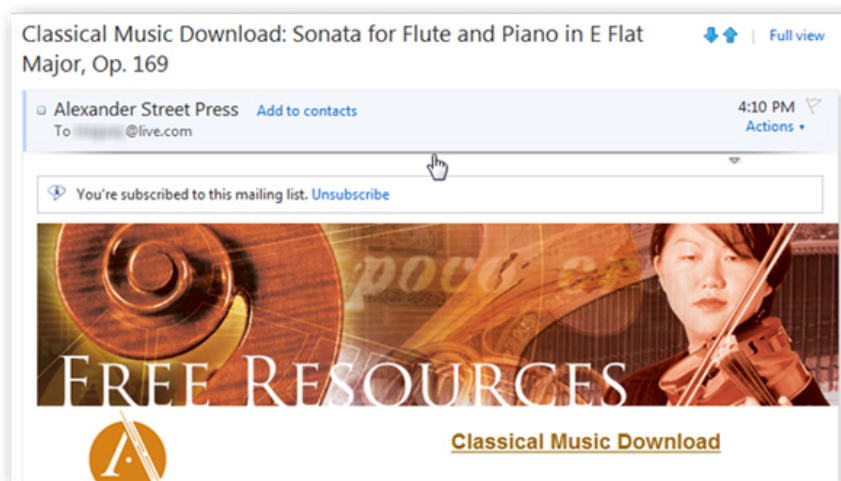
Hotmail's search feature has also been upgraded. Just start typing and Hotmail will offer alternative suggestions. You can also use standard search to search for emails from a specific sender.



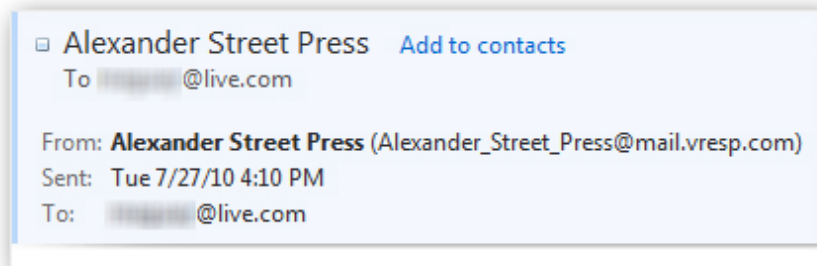
---

## Read email in new Hotmail

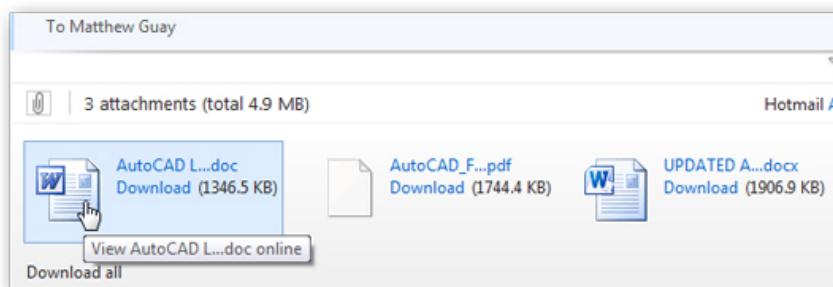
The email reader window has been redesigned with eye-catching and useful headers. Click on the end of the header to expand it.



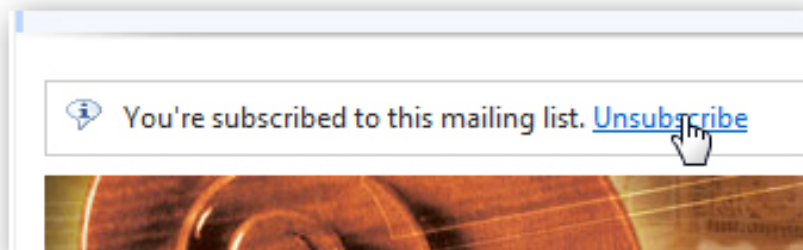
Now you can see all the information about an email, including the sender's email address and other recipients.



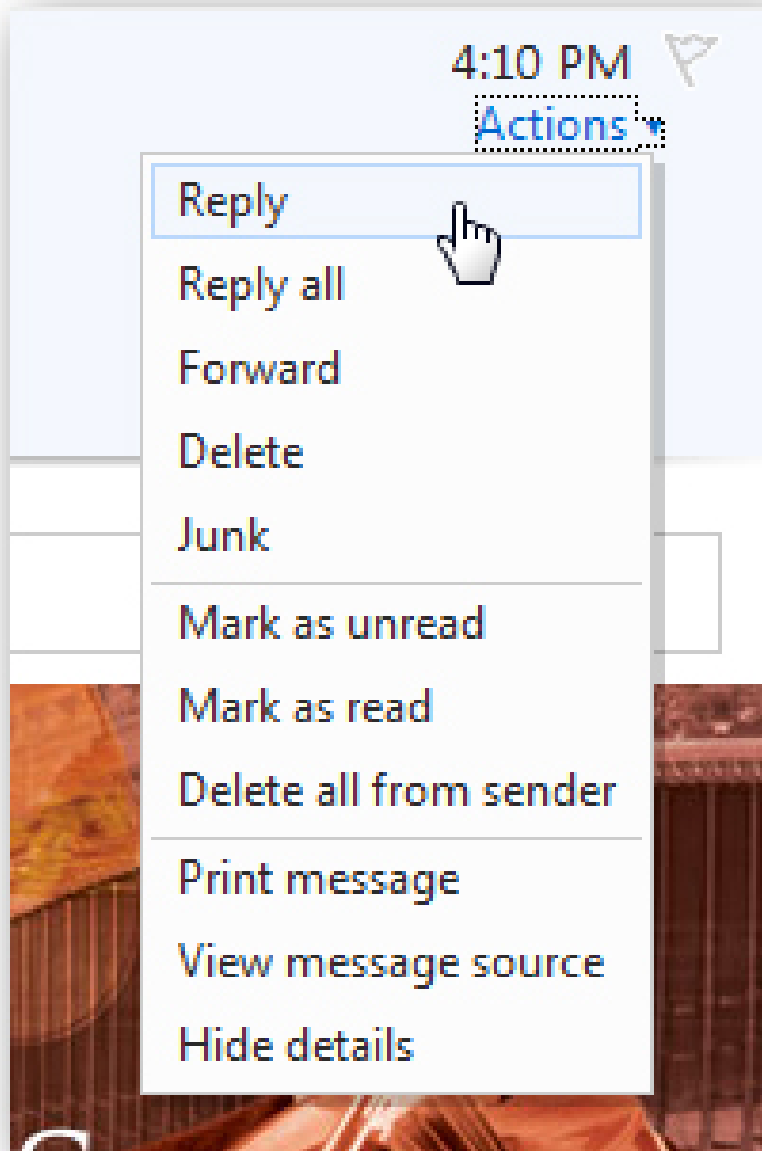
If the email includes an attachment, you'll see some quick information about this file just below the header. Click on the link to download the file to the computer or if the email includes an Office file, just click the icon to open it with the Office Web Apps application. This is the fastest way to read a Word document, displaying PowerPoint presentations even when you don't have Office installed.



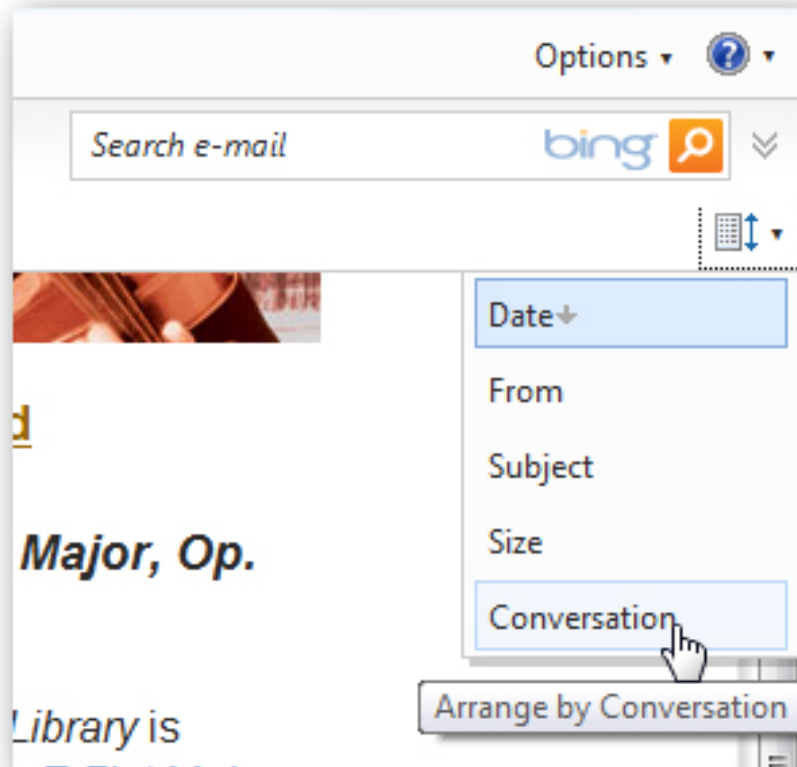
When Hotmail protects email in the mailing list, it will place an **Unsubscribe** link right next to the letter to help you remove emails you don't want to receive.



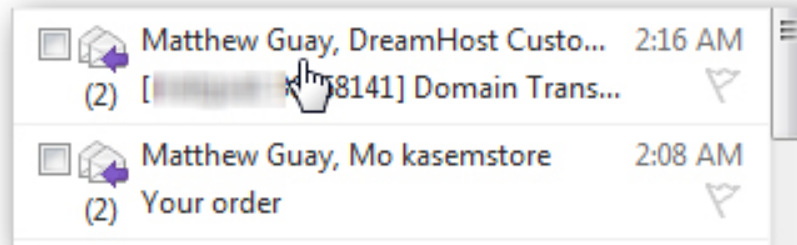
At the top of the header, you will see the new Actions section just below the time to receive mail. Click on this item to be able to reply, delete, forward, . quickly. You will also see the flag next to the time you receive the email so you can display this email later.



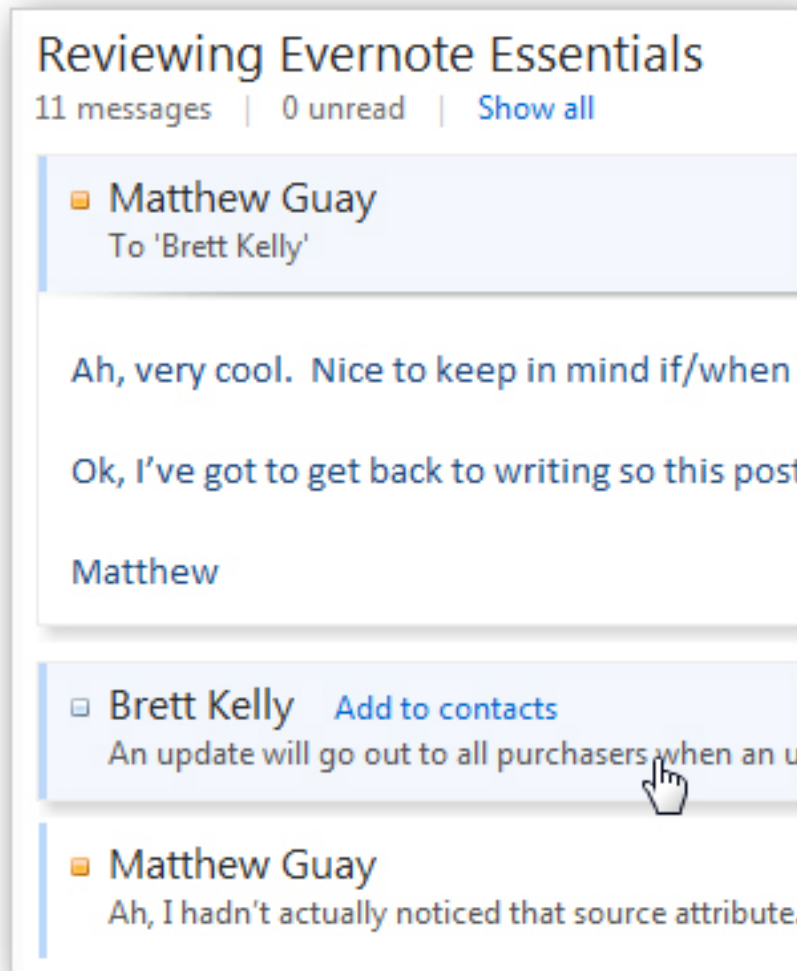
Another feature is Conversation View. Now that you can display your email by conversation, this feature is the same as Conversation view in Outlook 2010. To enable this feature, click the button to the right of the email reader window and select Conversation.



You will see a number behind the title of the email, showing how many emails are in that Conversation.



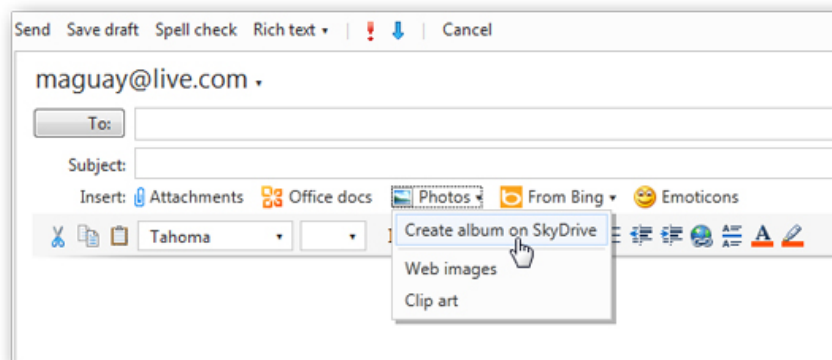
When reading an email, you will see another email in the Conversation above and behind the email you are reading. You can also read the preview or click on the email to see the entire email there in the same email reader window.



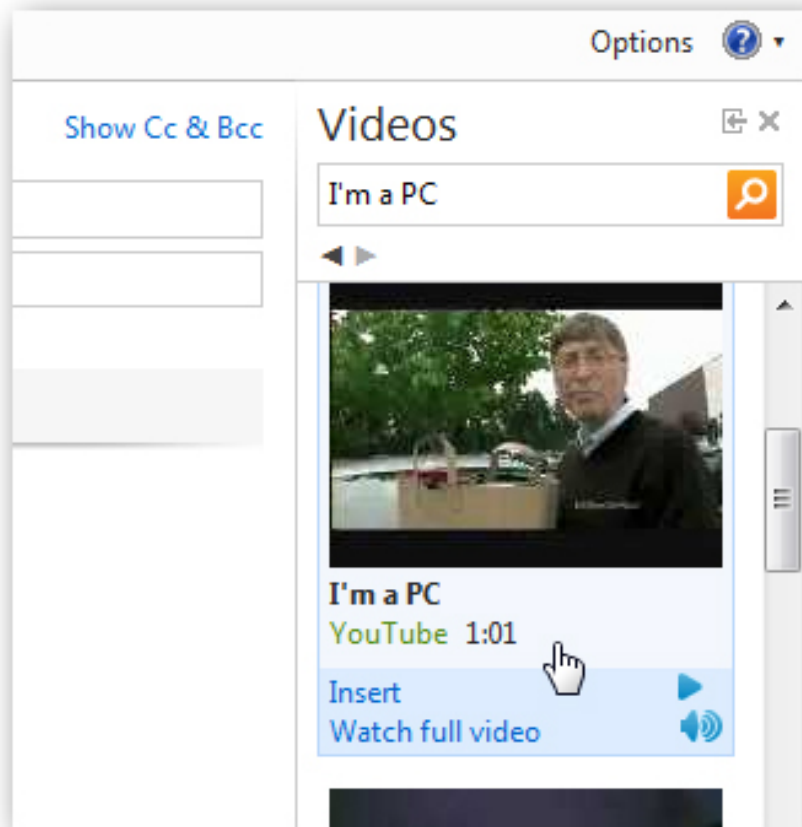
---

## Create email

When you want to reply to a letter or write a new letter, Hotmail includes tools to make this job easier. You can add Office Docs through Office Web Apps and send your latest photos without restrictions on SkyDrive. Or, choose from the Bing tab to add information from the Web to your letter.

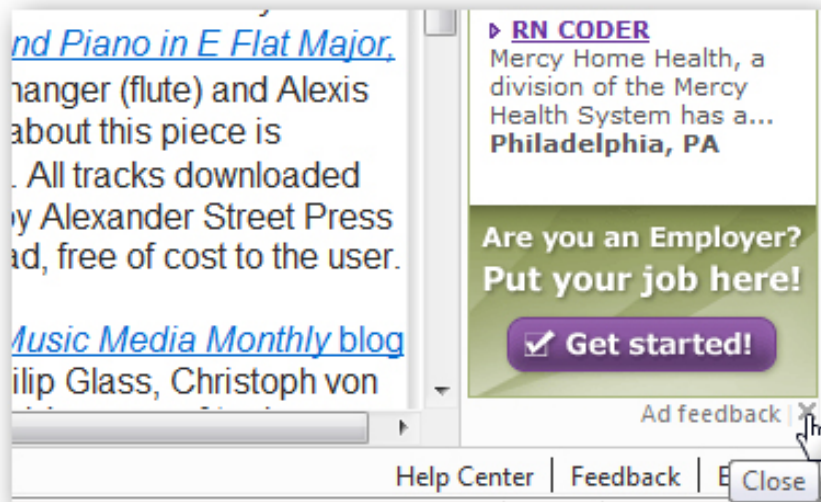


Alternatively, you can add clipart, photos or videos from Bing's search results from the sidebar next to it. Just select the information you want and search and add to your letter.



### **advertisement**

Hotmail does not prohibit advertising on the right of your reading window. However, there are a number of new tools that can help you manage these ads. If an ad occupies your reading space, you can click on the X at the bottom right to close it. Note that this ad will show again when you switch to another email. however, this way also helps you to read email more easily.

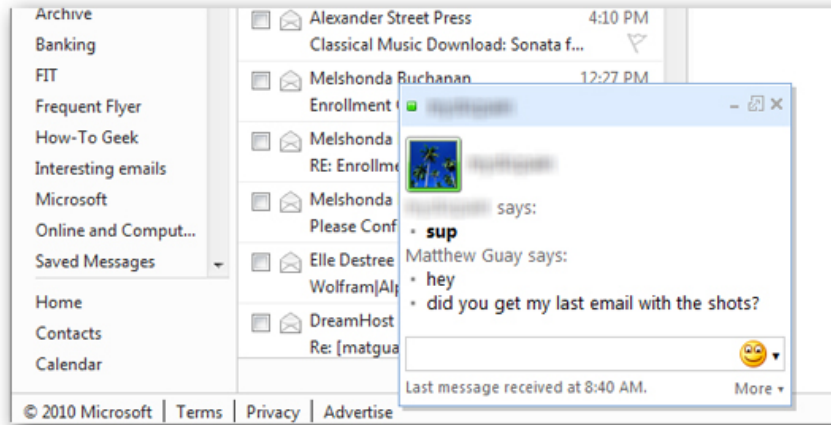


Or, if you feel that some ad doesn't look right, click on the advertising feedback link to let Hotmail know what you think about the ad. This will help Hotmail edit these ads less uncomfortably with people. It is like advertising in Facebook and it takes a long time for people to feel comfortable with the ads the provider offers.

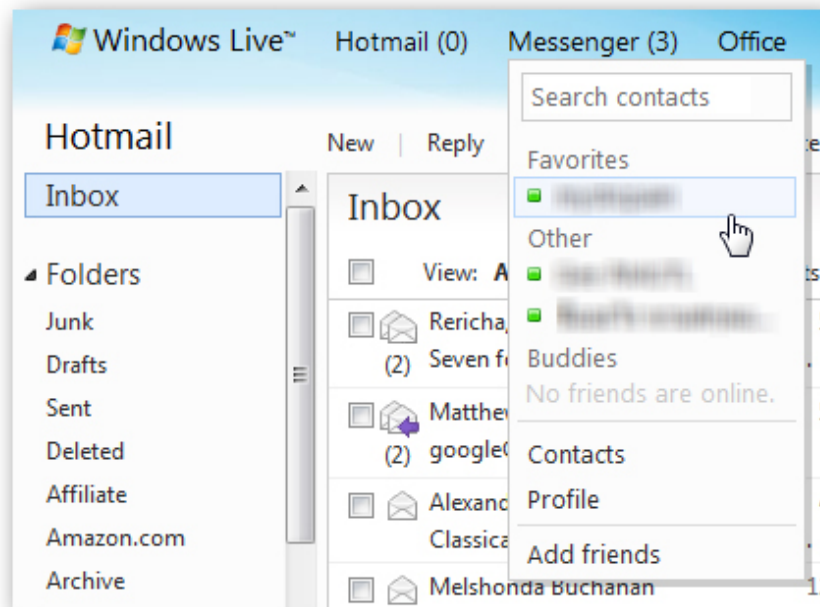
A screenshot of a feedback form titled 'Send feedback on this ad'. The text reads: 'We hope that our ads are meeting your expectations. If there's something you don't like about this one, please tell us what so we can make improvements.' Below this is a section 'Select a reason:' with three radio button options: 'It's ugly or offensive.', 'It seems untrustworthy.', and 'It seems broken or isn't working as expected.' The second option is selected. Below the radio buttons is a text input field labeled 'Description:' with the placeholder text 'Tell us a little about the ad'. At the bottom of the form are two buttons: 'Send' and 'Cancel'.

## Messenger

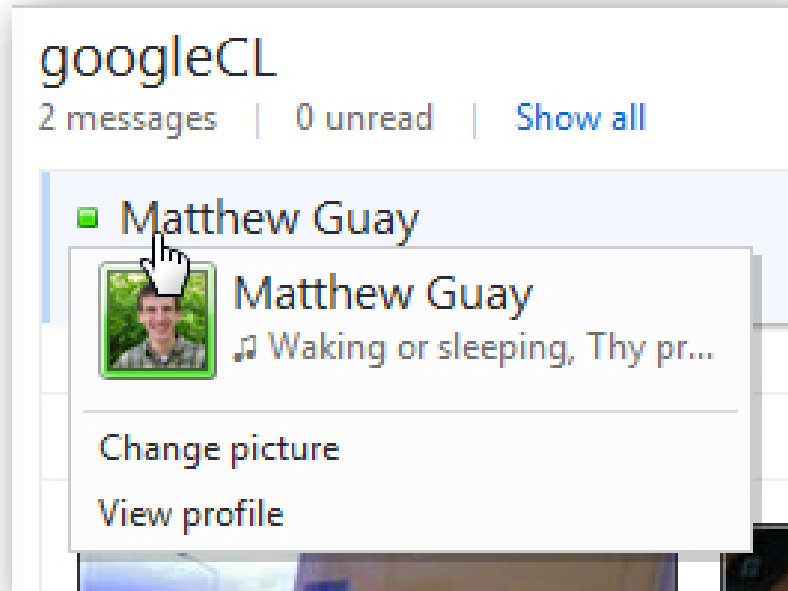
Now, Hotmail, along with new Windows Live applications, fully supports Messenger on the Web. You can chat with your friends directly on Hotmail. If you open an attachment in the Office Web application and check your calendar, Messenger will accompany you in everything so you can continue your conversation.



In addition, you can also see your friend recruiting from Hotmail's top Messenger card. Who to talk to, click on the person's nick to start chatting.



Not only that, you can also see your friend online from your email header. Click on it to chat with friends or if you have a new idea about your contact information, click to change.



### Many other features are coming soon

Hotmail also has some great new features that will be added in the near future, including SSL encryption and ActiveSync for syncing Hotmail accounts, contacts and calendar on phones.

### Conclude

When you become a long-term Hotmail user or considering switching from your current email address to Hotmail, you will see the updated Hotmail Wave 4 version make Hotmail a better email service than ever. You can connect to the new Conversation display, but you can turn it off if you don't want to use it. The new attachment feature lets you share photos, links, documents, etc. The integration of social networks into Contacts makes it possible to keep in touch with your friends.

*Note* : New Wave 4 Hotmail has not fully integrated with all accounts. Therefore, if you have not logged in to your account and still have not seen new features, be patient. Your account will be updated in a short time. Now, what are you waiting for, don't try new Hotmail and feel the convenience of it? Having fun!

You finished reading the article "**Introducing the new Hotmail Wave 4**" edited by the [TipsMake](#) team. We hope this article has provided you with many useful tech tips and tricks. You can search for similar articles on tips and guides. Thank you for reading and for following us regularly.