

# Instructions to turn off file drag and drop on Windows 11

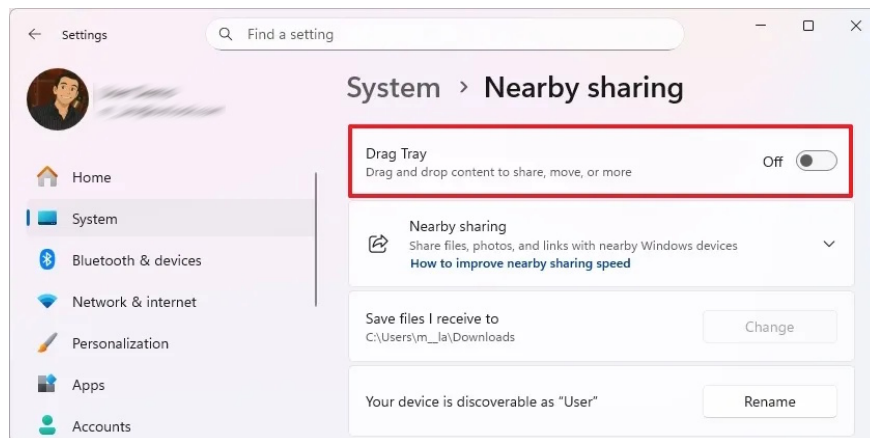
The drag and drop feature has been updated for Windows 11 build 22635.4950 and 27818.1000. In case you do not need to use the drag and drop feature on Windows 11, follow the article

The drag and drop feature has been updated for Windows 11 build 22635.4950 and 27818.1000. A file drag and drop tray will appear on the screen so we can quickly move files. In case you do not need to use the drag and drop feature on Windows 11, you can also disable it according to the article below.

## How to turn off file drag and drop in Windows Settings

Open Settings on your computer, then **click System** on the left side of the interface. Look to the right and click **Nearby sharing**. Here you just need to **turn off Drag Tray**.

File drag operations will no longer open a pop-up window at the top of the screen on Windows 11.



Note, the option in Settings to disable file drag and drop will be available starting with the December 2025 security update for Windows 11.

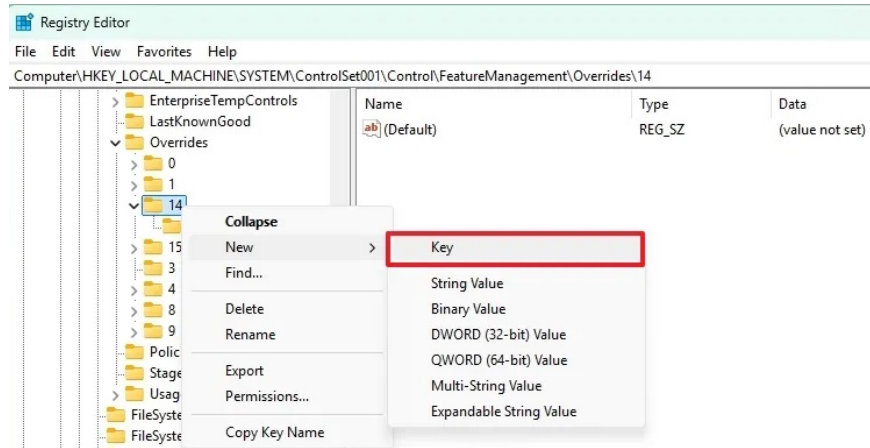
## Turn off Drag Tray on Windows 11 via Registry

### Step 1:

Open the Registry on your computer and then access the link below.

HKEY\_LOCAL\_MACHINE\SYSTEM\ControlSet001\Control\FeatureManagement\Overrides

**Right-** click on Overrides > New > Key and enter 14 to create a new key. Continue to **right-click on key 14** , select New > Key .

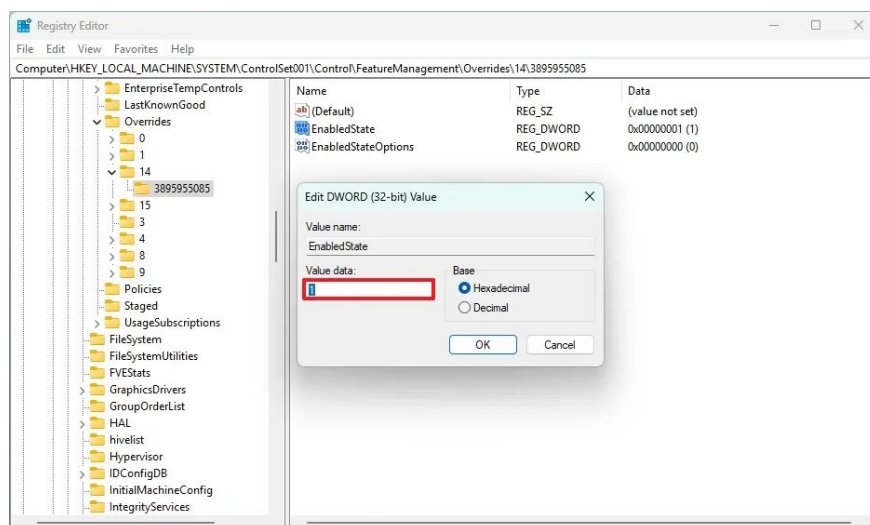


Here you enter the key name **3895955085** . Click on the key and look to the right, **right-click and select New > DWORD (32-bit) Value** to add a new value. Name the value **EnabledState** .

**Step 2:**

Right- click on the newly created key , select New > **DWORD (32-bit) Value** and enter the new name **EnabledStateOptions** .

Double click on **EnabledState** entry and change the value from **0** to **1** .



Double click on **EnabledStateOptions** entry and make sure the value is **0** .

Finally restart your computer. In case you want to use it again, just delete key 14.

You finished reading the article "**Instructions to turn off file drag and drop on Windows 11**" edited by the [TipsMake](#) team. We hope this article has provided you with many useful tech tips and tricks. You can search for similar articles on tips and guides. Thank you for reading and for following us regularly.

---