

Instructions to turn off AI feature on Firefox

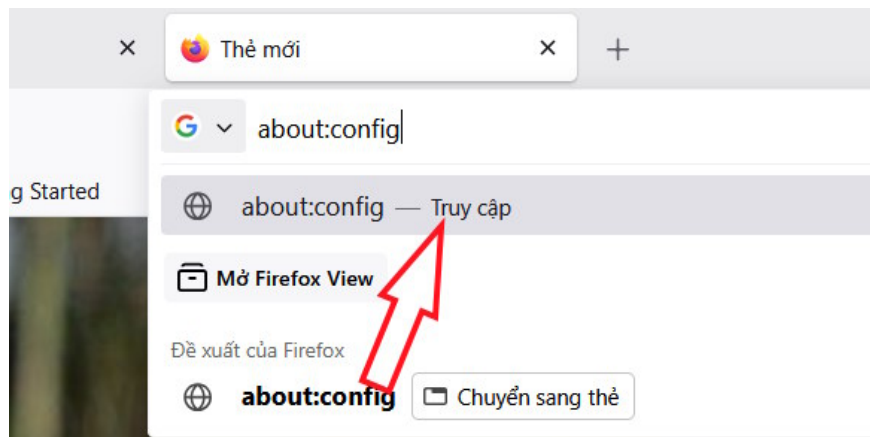
Firefox has introduced AI features but many users do not need to use them. This article will guide you to disable all AI features on Firefox.

Mozilla recently introduced its AI features in Firefox, but many users do not need to use these features. This hinders their experience and also raises privacy concerns. This article will guide you to disable all AI features in Firefox browser or disable some AI features in Firefox that you need.

How to disable Firefox AI features

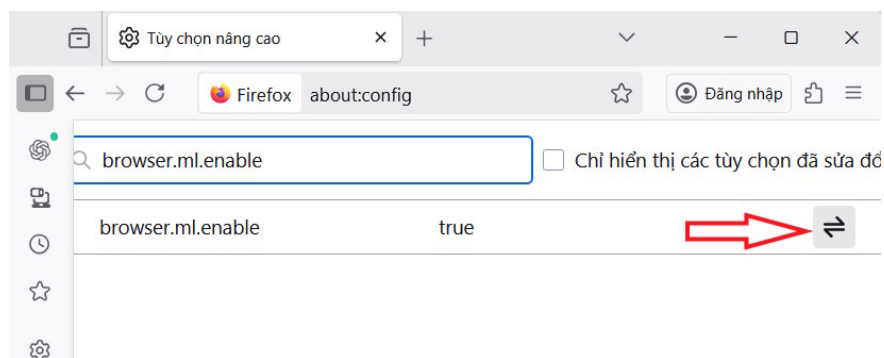
Step 1:

You type **about.config** into the browser's address bar and press Enter to access.

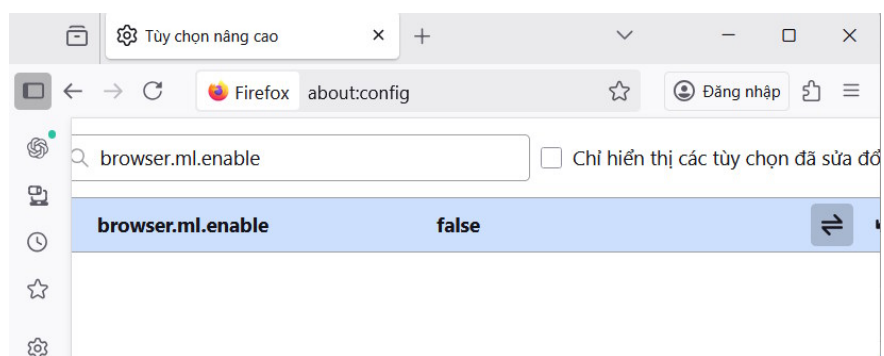


Step 2:

Next, in the settings interface, **enter browser.ml.enable** in the search bar. Now switch to **False mode** to disable the AI feature on the Firefox browser.



When switched to false, all AI features on Firefox browser are disabled.



In case you just want to disable some AI features on Firefox, follow the command list below. Each AI feature has its own command, you can enter the command in the search bar and switch to False to disable.

Setting

Describe

browser.ml.enable

Disable all AI features

browser.ml.chat.enabled

Enables built-in AI chatbot.

browser.ml.chat.sidebar

Show AI chat panel in sidebar.

browser.ml.chat.shortcuts

Allows to activate chat from selected text or shortcut.

browser.ml.chat.page

Activate the AI chat menu on the page when you highlight (black out) text

browser.ml.chat.page.footerBadge

Display floating icon at the bottom of the web page.

browser.ml.chat.page.menuBadge

Added 'Ask AI' option to page menu.

browser.ml.chat.menu

Add Chat about this item to right click menu.

browser.ml.linkPreview.enabled

Generate link previews and AI-based suggestions.

extensions.ml.enabled

Allows browser extensions to access Firefox's ML API.

browser.ml.pageAssist.enabled

Summary or AI page support assistant.

browser.tabs.groups.smart.enabled

Use AI to automatically group and label tabs.

browser.tabs.groups.smart.userEnable

Allows users to manually enable or disable smart tab groups.

You finished reading the article "**Instructions to turn off AI feature on Firefox**" edited by the [TipsMake](#) team. We hope this article has provided you with many useful tech tips and tricks. You can search for similar articles on tips and guides. Thank you for reading and for following us regularly.
