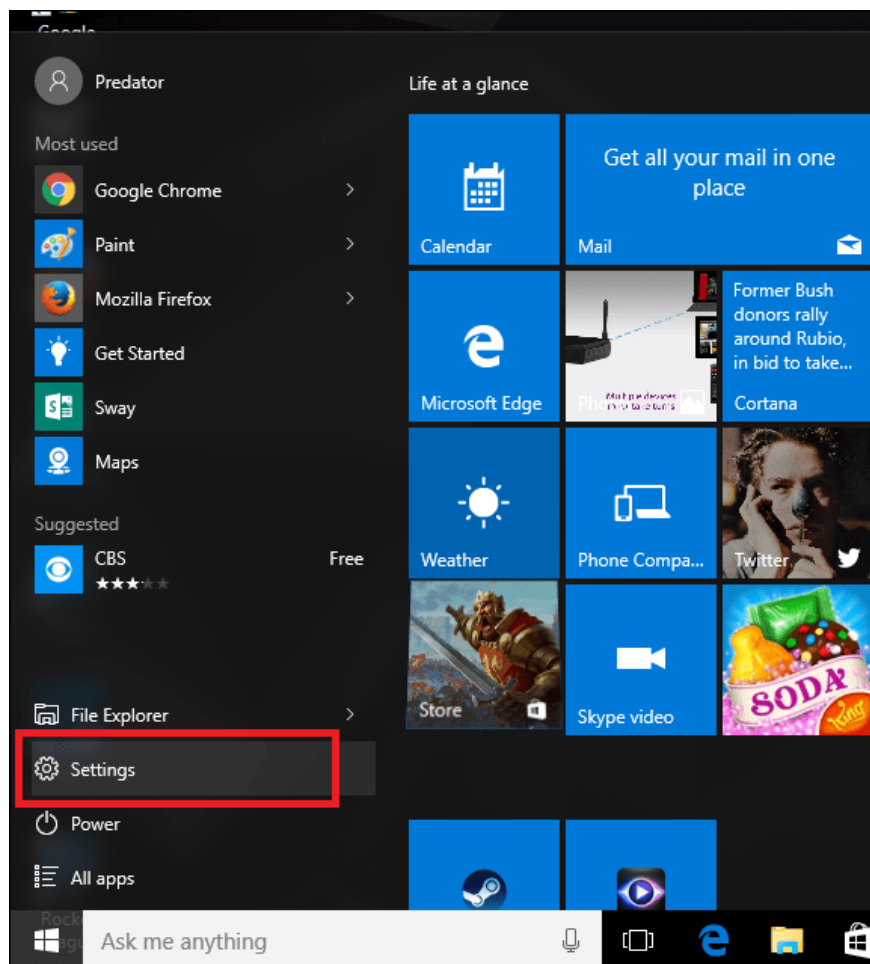


Instructions to turn off ads on the Screen Lock screen Windows 10

If you are using Windows 10, every time when you start your Windows 10 computer you will often see an ad appear on the login screen. The reason is because these ads work on Windows Spotlight integrated on Personalization settings.

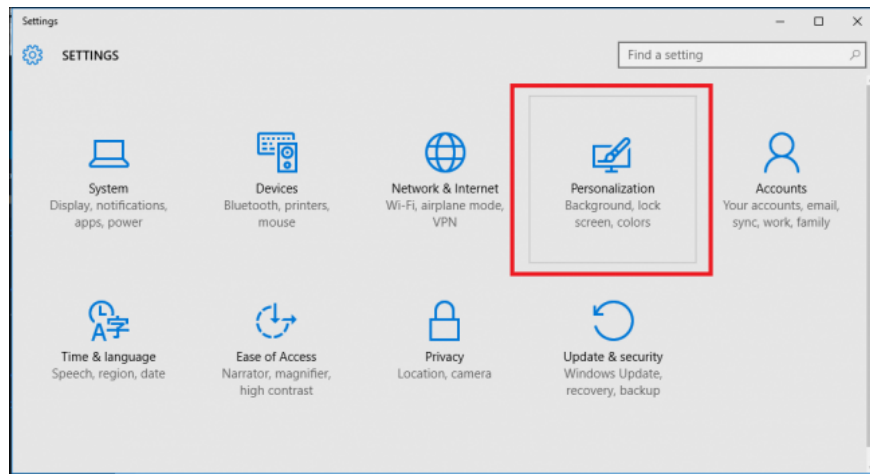
If you are using Windows 10, every time when you start your Windows 10 computer you will often see an ad appear on the login screen. The reason is because these ads work on Windows Spotlight integrated on Personalization settings. Fortunately, you can turn off these ads.

To remove annoying ads on the Lock Screen Windows 10 screen, first click on Start Menu and then open the **Settings** app.

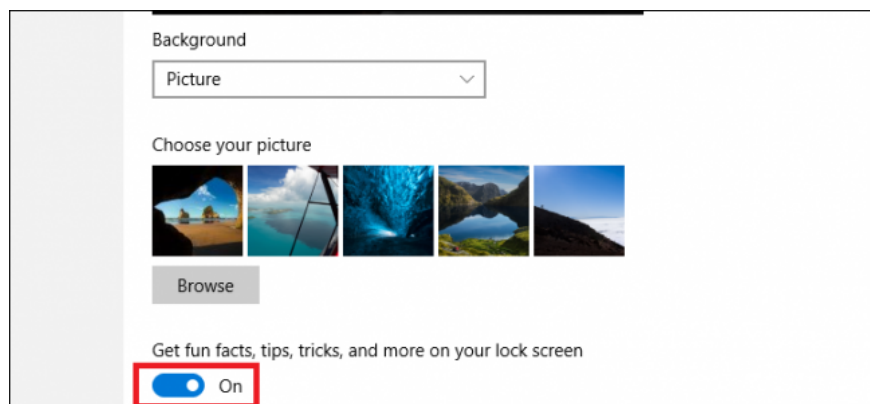
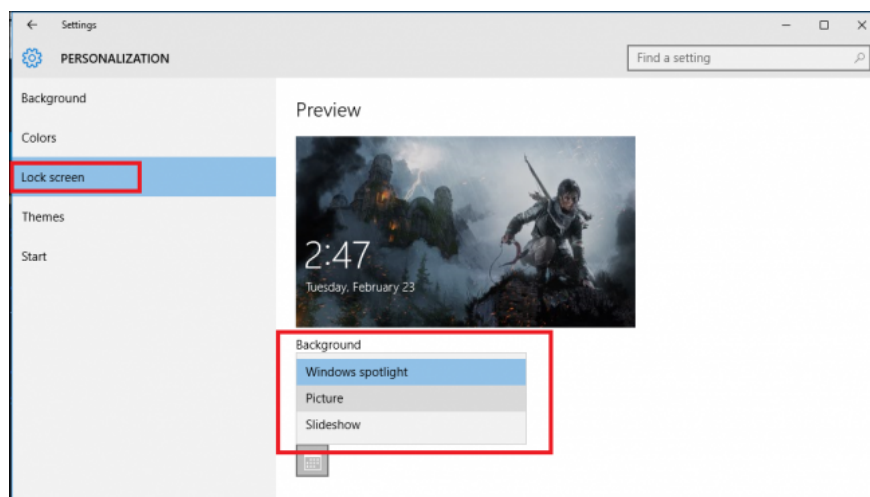


Turn off all ads shown on the Windows 10 Lock Screen screen

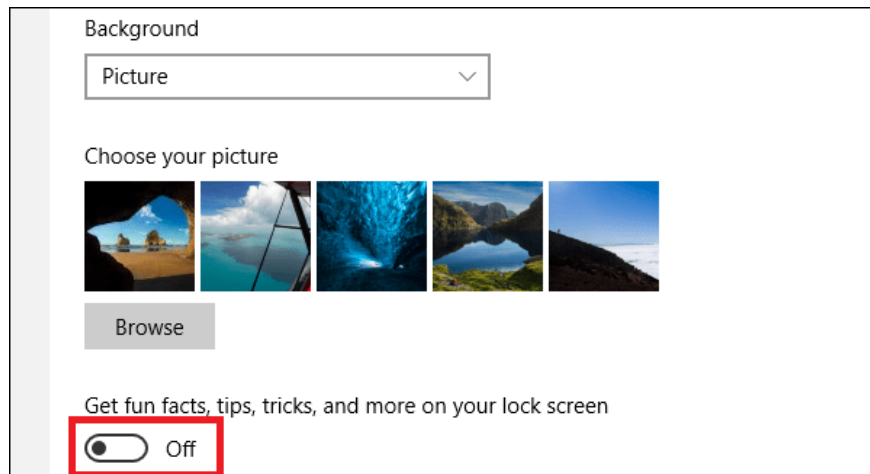
On the Settings interface, select **Personalization Setting** then select the **Lock Screen** tab .



Next, find the **Windows Spotlight** option and then click on that option (Or you can choose the **Picture** or **Slideshow** option , depending on your preference) so that Microsoft automatically turns off ads on the login screen when not Get your permission.



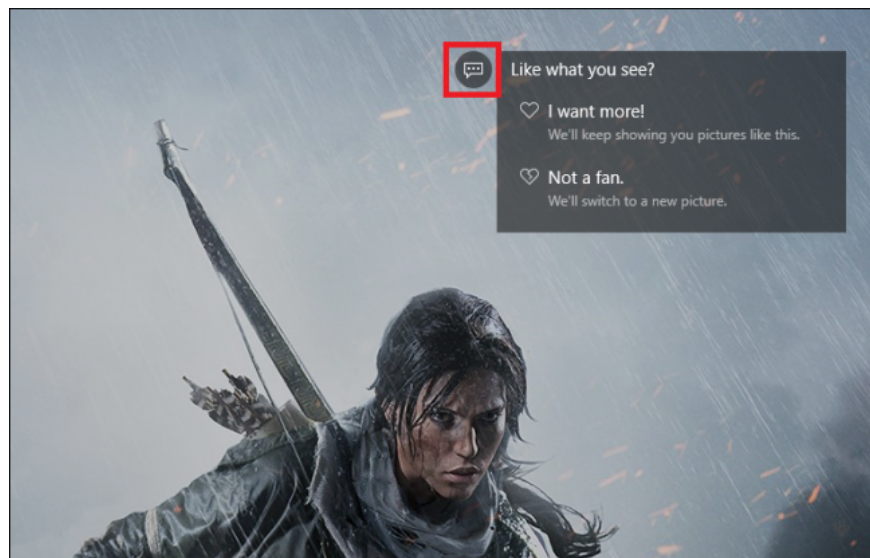
After you've selected the new login screen style, you turn off the **Get** option for **facts, tips, tricks, and more on your lock screen** by swiping the slider to the left.



From now on every login you will no longer see ads appearing on the screen.

Tips:

If you don't feel annoyed or annoyed when the ads appear, and you want to see if the content is appropriate for your interests, you can notify Microsoft by clicking on the icon. in the top right corner of the Screen Lock screen.



The dropdown menu will appear on the screen, and in this menu you can select the option **I want more** or **Not a fan** .

Microsoft will provide you with many other content related to a specific ad. In other times you log in it will change different images or prevent similar content from appearing in the future.

Refer to some of the following articles:

1. How to activate Dark Mode on Windows 10?
2. How to use Command Prompt to manage wireless networks on Windows 10?
3. Trick to enable / disable Windows Updates on Windows 10 quickly and easily

Good luck!

You finished reading the article "**Instructions to turn off ads on the Screen Lock screen Windows 10**" edited by the [TipsMake](#) team. We hope this article has provided you with many useful tech tips and tricks. You can search for similar articles on tips and guides. Thank you for reading and for following us regularly.
