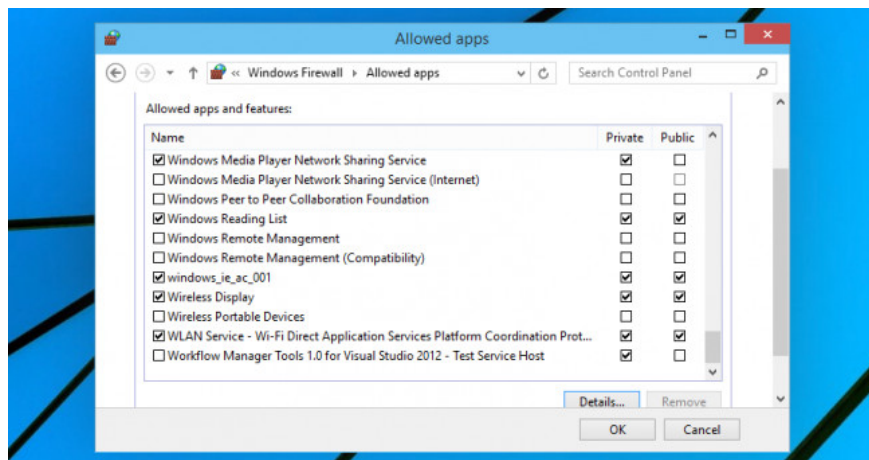


# Instructions to reset Windows Firewall Rules to the initial default state

Windows Firewall is built into the Windows operating system, which is an important part of the security system. However, over time, more and more applications are passed on the Firewall. Fortunately, however, you can reset Windows Firewall to its original default settings.

Windows Firewall is built into the Windows operating system, which is an important part of the security system. However, over time, more and more applications are passed on the Firewall. Fortunately, you can still reset Windows Firewall to the initial default settings.

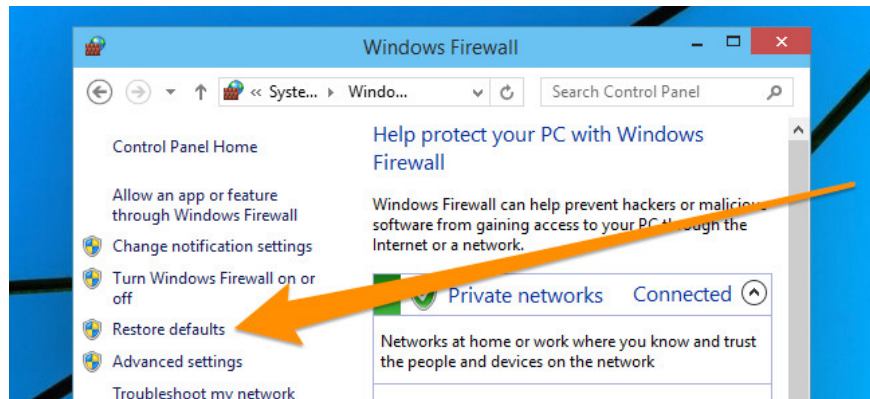


## 1. Reset Firewall Rules to initial default settings

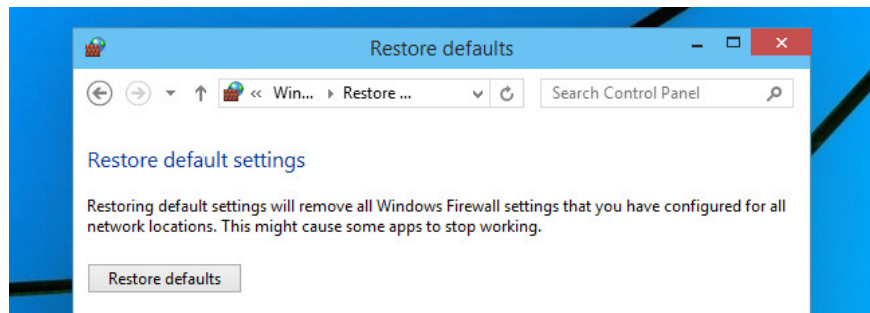
To reset the Firewall Rules to the initial default settings, follow the steps below:

First open **Windows Firewall** by entering the Windows Firewall keyword into the Search box on **Start Menu** or **Start Screen** and then press Enter.

On the Windows Firewall window, click to select **Restore defaults item** in the left pane.

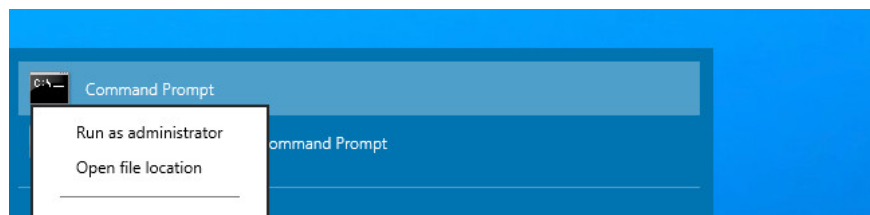


Next on the Restore default window, click the **Restore default** button again.



## 2. Reset Firewall Rules with Command Prompt

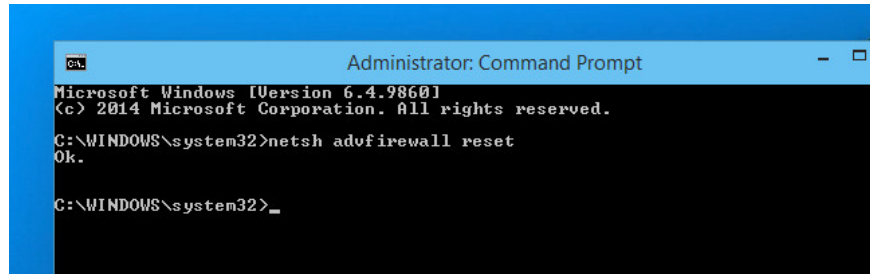
In addition to the above, you can reset the Firewall Rules using Command Prompt. First enter **cmd** in the **Search** box on the Start Menu. On the search results list, right-click the cmd icon and select **Run as administrator** .



On the Command Prompt window, enter the following command and press Enter:

```
netsh advfirewall reset
```

Now on the screen you will see **OK** , so you have completed the process of resetting Windows Firewall.



```
Administrator: Command Prompt
Microsoft Windows [Version 6.4.9860]
(c) 2014 Microsoft Corporation. All rights reserved.
C:\WINDOWS\system32>netsh advfirewall reset
Ok.
C:\WINDOWS\system32>
```

## Refer to some of the following articles:

1. Use Windows Firewall Log to track activities on the Internet
1. How to block or unblock programs on Windows Firewall?
1. Instructions allow applications to communicate with each other via Windows Firewall

## Good luck!

You finished reading the article "**Instructions to reset Windows Firewall Rules to the initial default state**" edited by the [TipsMake](#) team. We hope this article has provided you with many useful tech tips and tricks. You can search for similar articles on tips and guides. Thank you for reading and for following us regularly.