

Instructions to post animated GIF images to Twitter

Previously, if you wanted to tweet animations on your iPhone or iPad to Twitter, you need to convert them into GIFs. This is now a thing of the past.

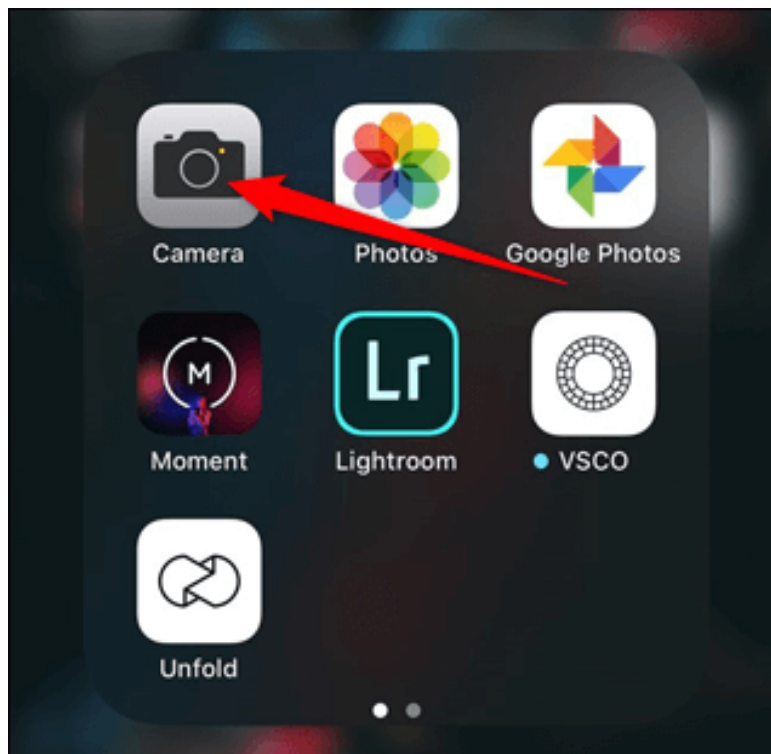
Previously, if you wanted to tweet animations on your iPhone or iPad to Twitter, you need to convert them into GIFs. Now that it's a thing of the past, you can easily upload animations without having to go through any tools.

So how to do it? Invite you to follow the article below of TipsMake.com to find the answer!

Step 1: Take a Live Photo animation on iPhone, iPad

Before you tweet a Live Photo, you'll need to turn on the Live Photo feature in the iPhone or iPad's camera app and then take a picture.

Start by opening the Camera app.



Open Camera app on iPhone, iPad

Next, make sure that the screen displays the Live icon and is not crossed out. If crossed out, tap the icon immediately to reactivate then capture the animation you need to tweet.




Take a Live Photo animation to post to Twitter

Step 2: Tweet Live Photo in GIF format

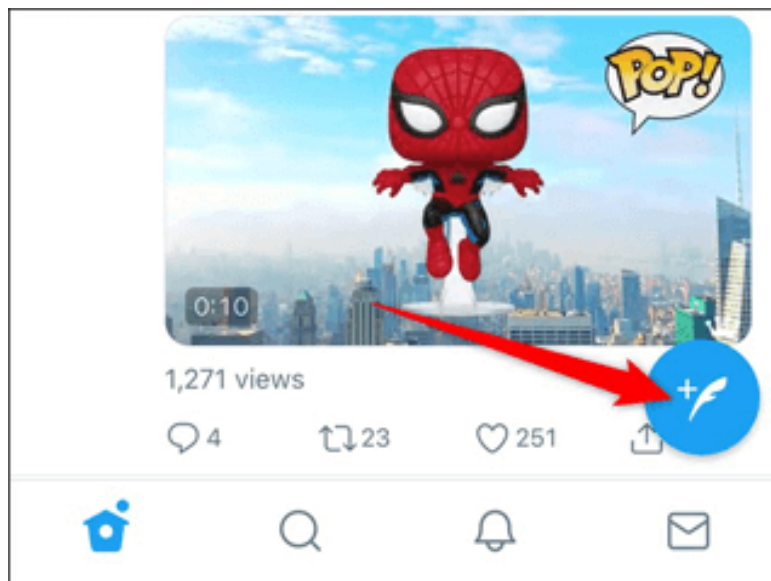
After you have taken the Live Photo, start tweeting it.

First, open the Twitter application.



Open the Twitter app on iPhone and iPad

From the Home tab, touch the edit button. Its symbol is in the lower right corner and there is a feather wrapped in a blue circle.



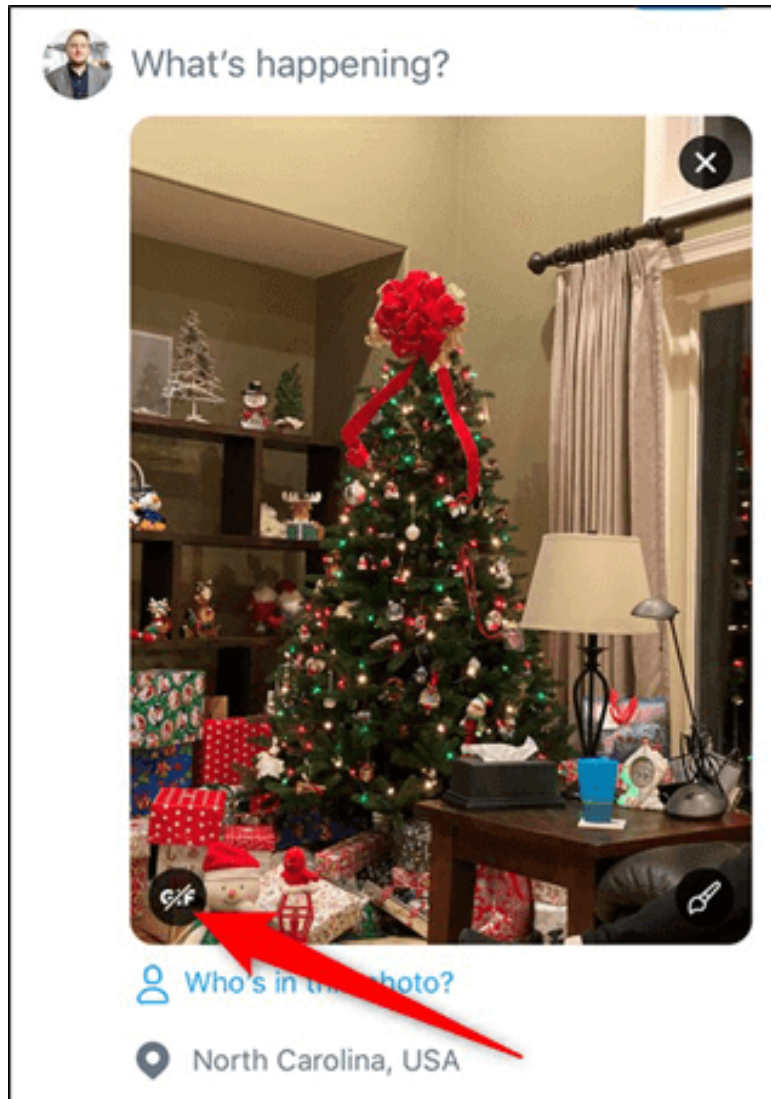
Open the new tweet editor interface

Next, choose your Live Photo in the Photo Library. You will see the Live icon at the corner of the thumbnail in the album.



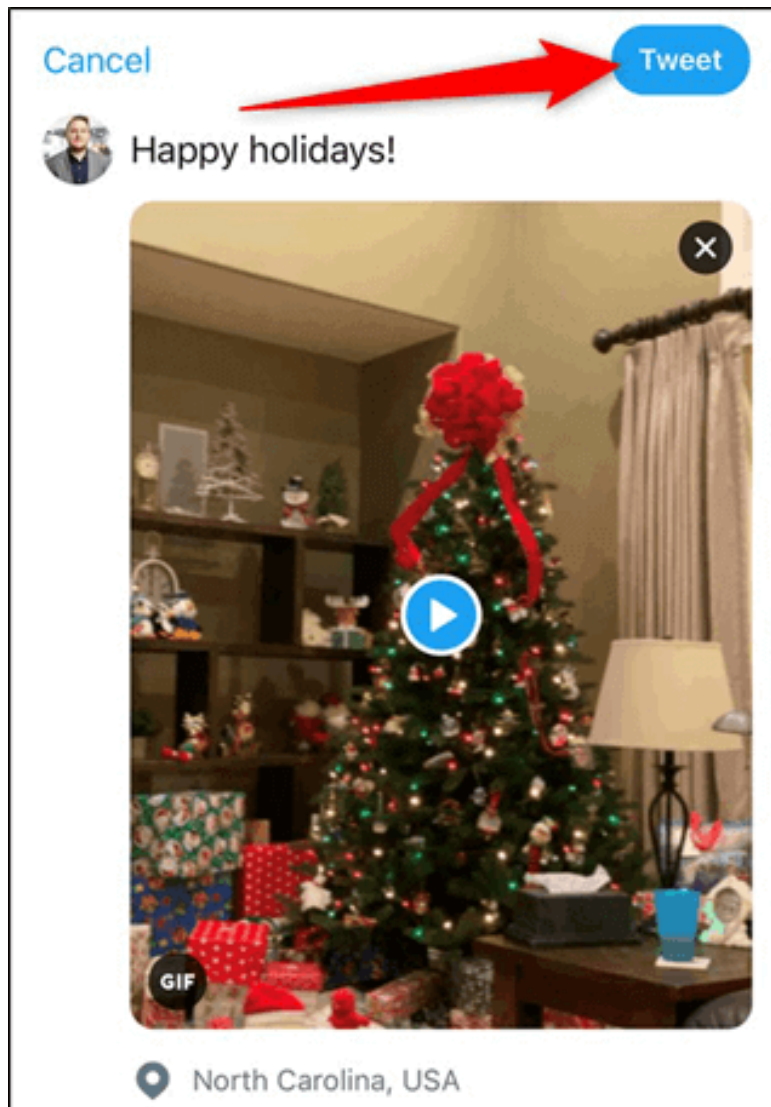
Select Live Photo in Gallery to post to Twitter

When your animation is loaded into the preview draft shown on the screen, click the GIF button in the lower left corner of the thumbnail, Live Photo will automatically convert into GIF. Click the Play button to review the converted GIF.



Live Photo will automatically convert to GIF

The final step is to write a status with the picture, then click on Tweet to post the content with GIF just created on Twitter.



Post the content with the newly created GIF to Twitter

Simple as that, you try to see offline. Good luck!

You finished reading the article "**Instructions to post animated GIF images to Twitter**" edited by the [TipsMake](#) team. We hope this article has provided you with many useful tech tips and tricks. You can search for similar articles on tips and guides. Thank you for reading and for following us regularly.