

Instructions to mute Picture-in-Picture videos on Chrome

It is possible to use tests in the flag to add the ability to mute PIP videos quickly. Following this article and TipsMake.com will show you how to do it.

The Google Chrome browser has a Picture-in-Picture feature to open videos in a separate small window that is both multitasking, tracking content in a convenient way. However, PIP-mode videos cannot be muted in a small window, sometimes inconvenient for users.

Fortunately, you can now use the tests in the flag to add the ability to mute PIP videos quickly. Following this article and TipsMake.com will show you how to do it.

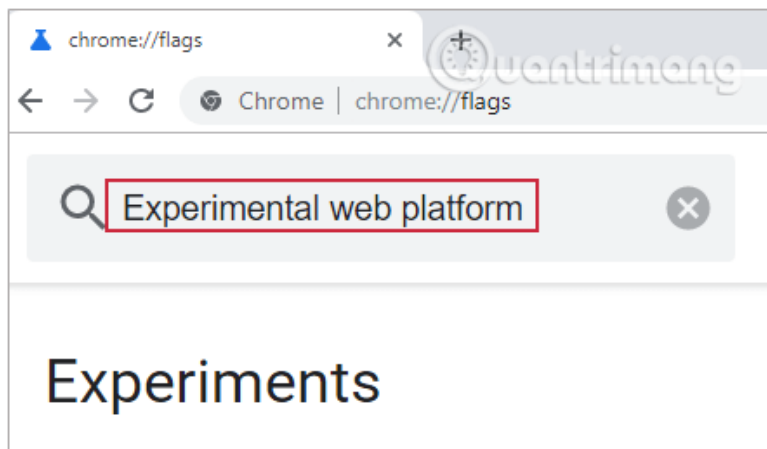
Note that the features in `chrome://flags` are all experimental, not quite stable on all devices. So, it is likely that you will experience some small errors when you enable the flags in this.

Flag mute these PIP videos works both on the built-in feature of the browser and extensions. In this article, TipsMake.com will use extensions as an example for readers.

Step 1: First, open your Chrome, type in the following address bar:

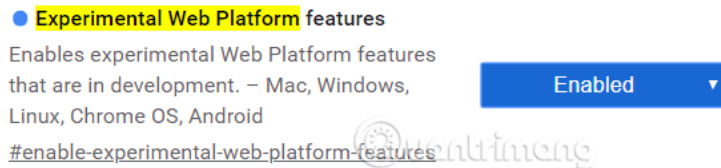
```
chrome://flags
```

Step 2: From the page that appears, find the **Experimental web platform** in the search bar or paste the following link directly into Omnibox, press Enter to get to this flag directly.




```
chrome://flags/#enable-experimental-web-platform-features
```

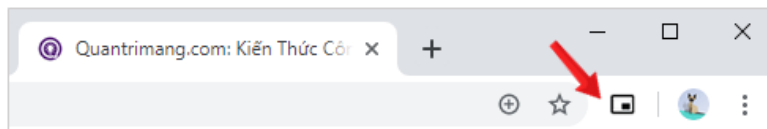
Step 3: Go to the box next to the **Experimental Web Platform** flag and select **Enabled**.



Step 4: In order for the changes to take effect, you must restart Chrome. Click the blue **Relaunch Now** button at the bottom of the page.

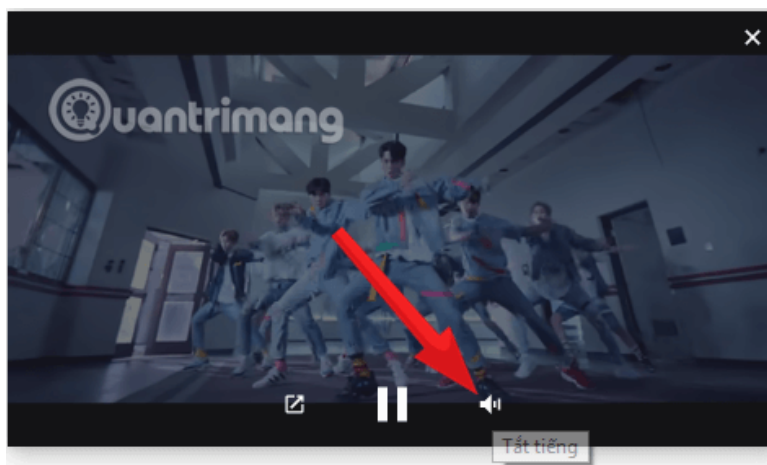


Step 5: After Chrome restarts, add the video to the queue and then click the PIP extension icon on the toolbar to make the video appear as a mini player in the right corner of the screen.



Click the PIP extension icon on the toolbar

Now, hover your cursor over the mini player and click the speaker icon in the lower left corner and you can mute the video.



Just simple as that. To re-enable the sound, click the speaker icon again to play the sound again.

You finished reading the article "**Instructions to mute Picture-in-Picture videos on Chrome**" edited by the [TipsMake](#) team. We hope this article has provided you with many useful tech tips and tricks. You can search for similar articles on tips and guides. Thank you for reading and for following us regularly.

