

Instructions to install driver for Acer laptop (download from homepage)

In this article I will guide you how to install drivers for Acer laptops from the standard homepage and fastest.

What is the driver, I probably do not have to explain much more, you can refer to the manual / automatic driver guide if you do not know. Acer laptops running Windows 7 - 8 -10 operating systems also need a full driver to operate, similar to desktop PCs and other laptops.

If you are doubting that the Driver is old or missing, here will be an extremely detailed guide to download and update the Acer Laptop Driver.

1. The line of Acer laptop computers

Every year, Acer launches a series of new computers in the following six major lines:

1. **Acer Spin** laptop line : Some outstanding laptops such as Acer Spin 3 SP314 laptop, Acer Spin 5 SP513 laptop.
2. **Acer Aspire** laptop line : Some popular popular laptops such as Acer Aspire A315 54 558R, Acer Aspire A515 laptop, Acer Aspire A515 54 59KT laptop.
3. Laptops **Acer Nitro**: Some laptops for gamers Acer AN515 Nitro, Nitro 5 2020 AN515-55-55E3 Acer laptop.
4. **Acer Swift** line of laptops : Some laptops are thin and light such as Acer Swift SF315 52 38YQ, Acer Swift SF314 56 38UE.
5. **Acer Predator** laptop line : Laptop for high-end gamers like Acer Predator 17 X, Predator Helios 300 PH315-53-770L.
6. Laptops **Acer Chromebook**: Run Chrome OS operating system, suitable for the office work gently, surf, etc.

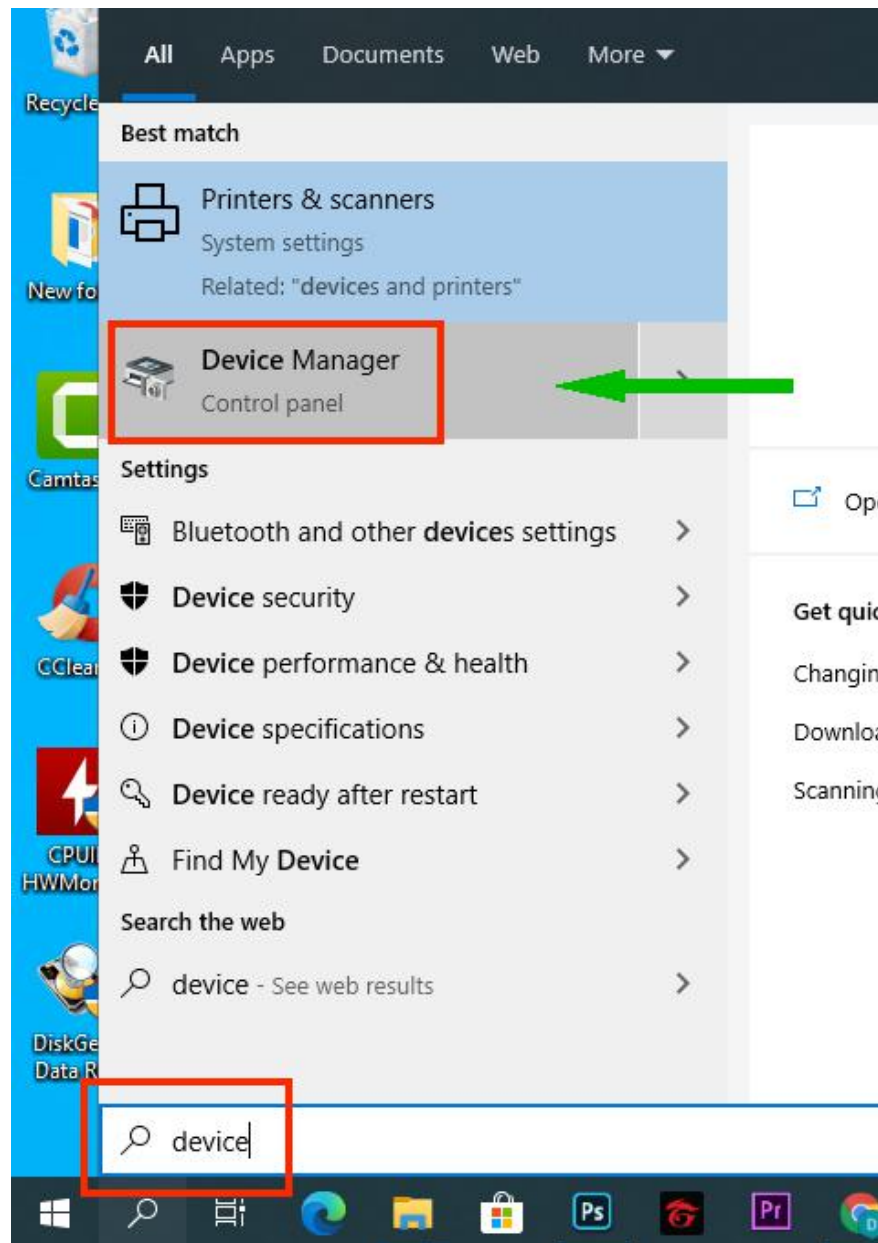
No matter which line your computer is in, it all needs a standard, full driver to work properly. If you do not know which laptop your Acer laptop belongs to, please find out through the following methods:

2. How to check missing driver on Acer laptop

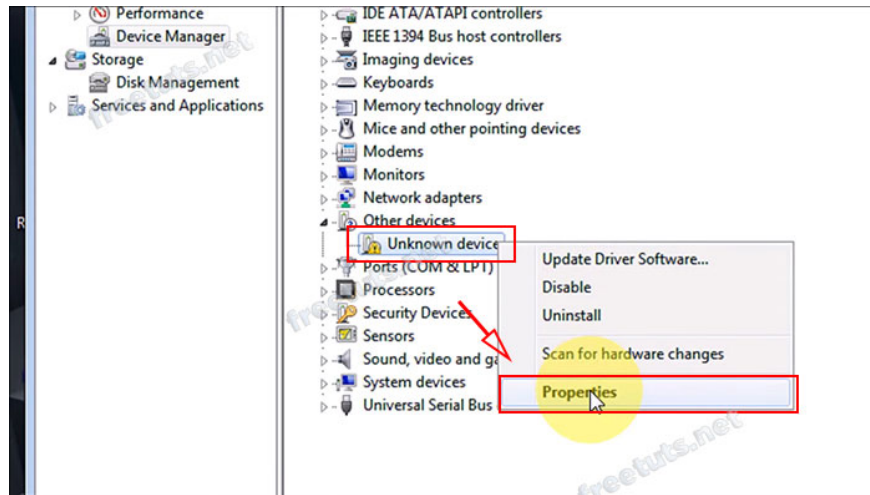
After installing the new operating system, you may notice that some of your computer's hardware is not working well. For example the video card does not display, cannot run some 3D applications, the speaker does not play music (music is on but no sound), the microphone does not work, etc. These are signs that the drivers of This hardware is not installed.

The method of checking for missing drivers on Acer Laptop is quite simple, you can refer to this method similar to other laptops such as Asus, Dell, Lenovo, etc. Or quickly follow these steps:

1. Click **the search box** in the taskbar and type **Device Manager** , then click the app to open it.



2. Right-click the missing driver in **Other device** -> **Unknown device** and then select **Properties** to see the missing Driver name.



3. How to check the name and model of the laptop computer Acer

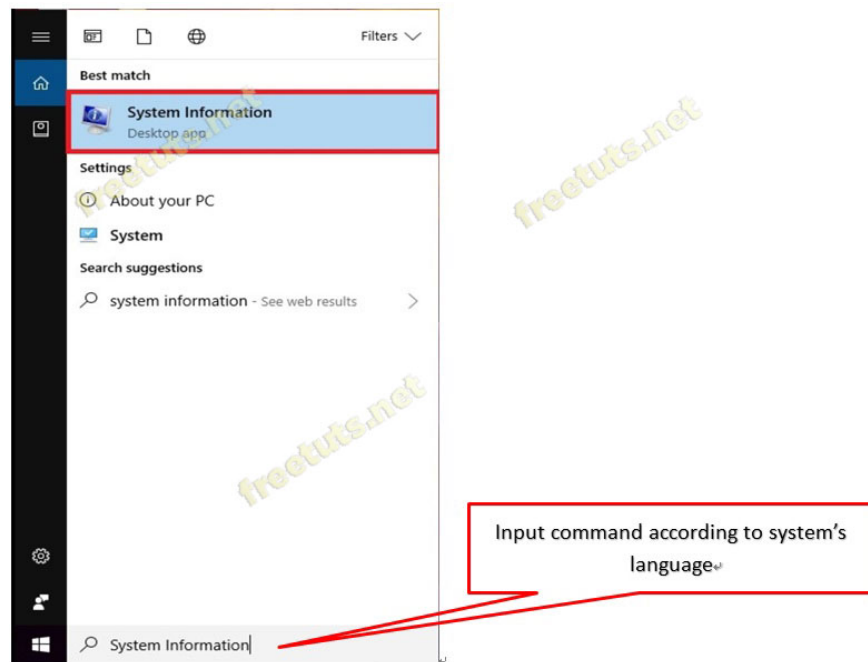
Option 1: Check the name of the Acer laptop through the information on the back of the laptop

The information on the back side tells us quite a lot about the **Acer laptop** , including the **name** and **MODEL NO** . However, you just need to remember the name of the Laptop, no need to pay attention to other parameters.



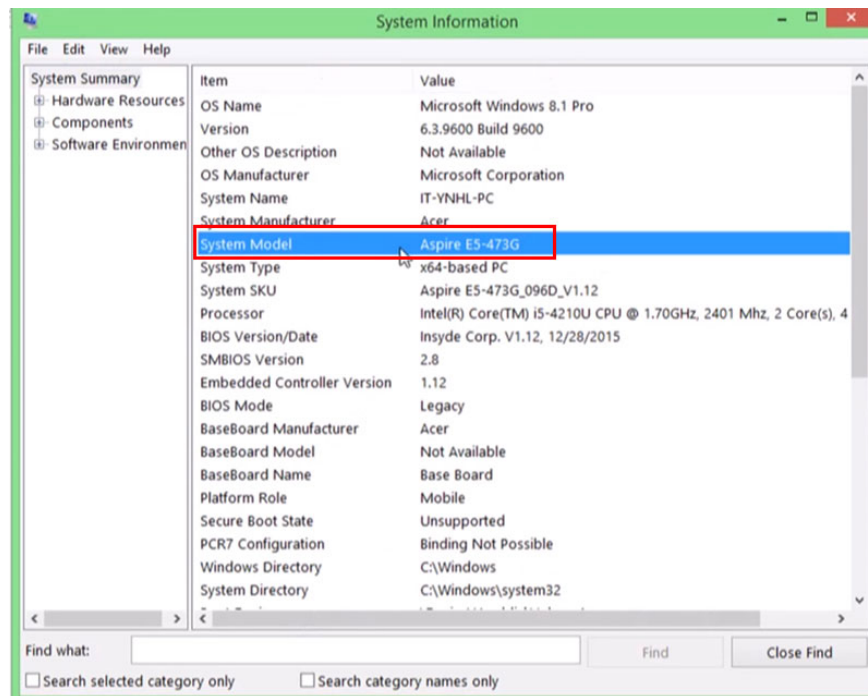
Method 2: Check the Acer laptop line through the System Information application

Step 1: Press the key combination Windows + Q then enter: *System Information* -> left click on the application to open it.



Step 2: Check the laptop's name in the **System Model** section.

In the example below, my Acer laptop belongs to the **Aspire E5-473G** series .



4. How to download and install Driver for Acer laptop computer from the homepage

Step 1. Visit the homepage **Acer** support downloads **Driver** [here](#).

Step 2. Enter your laptop's name in the search box and click the **FIND** button .

Drivers and Manuals

Identify your Acer Device

Enter your device serial number, SNID or model number



Aspire V5-571

Aspire > Aspire V5-571PG

Or select your device:

Category Series Model

Step 3. Select the operating system running on your **Acer laptop** under **Operating System**.

* **Note:** You can see the following article if you do not know what OS your laptop is running: How to check the computer configuration.



Aspire V5-571

Model Name: V5-571 | [Find another model](#)

Drivers and Manuals >

Community

Hướng dẫn bảo hành

Trung tâm bảo hành

Product Details

Drivers and Manuals

Did you Know?

You can download [Acer Software](#) to detect your hardware and choose the right drivers

Latest | All

Operating System:

Windows® 8.1 64-bit

Windows® 8.1 64-bit

Windows® 8 64-bit

Windows® 8 64-bit [upgrade from Windows® 7]

Windows® 8 32-bit [upgrade from Windows® 7]

Windows® 7 64-bit

Windows® 7 32-bit

Step 4. Scroll down and find the **missing driver** of your computer, such as wifi driver for **Acer laptop** , Bluetooth Driver, Audio Driver, etc. Then click **Download** to download the installation package.

× Driver (12)

Category	Driver Name	Date	Version	Vendor	Size	Action
AHCI	SATA AHCI Driver	2012/10/20	11.5.0.1207	Intel	47.6 MB	Download
AMT	Intel iAMT Driver	2012/10/20	8.1.0.1248	Intel	54.5 MB	Download
Audio	Audio Driver	2012/10/20	6.0.1.6690	Realtek	166.9 MB	Download
Bluetooth	Bluetooth Driver	2012/10/19	8.0.0000.0206	Atheros	185.9 MB	Download

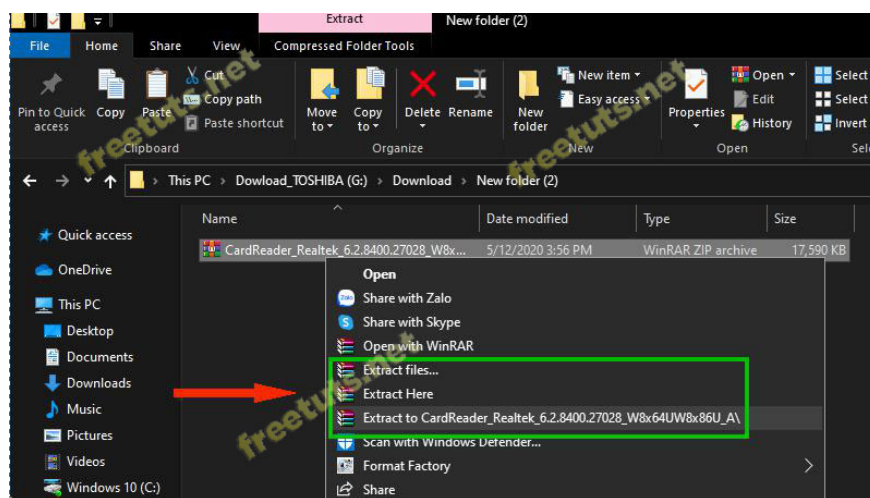
Do not forget that in addition to Driver, this support site also has Document, BIOS / Firmware, Application.

Category	Item Name	Date	Version	Vendor	Size	Action
Wireless LAN	Wireless LAN Driver	2012/12/04	10.0.0.217	Atheros	224.1 MB	Download

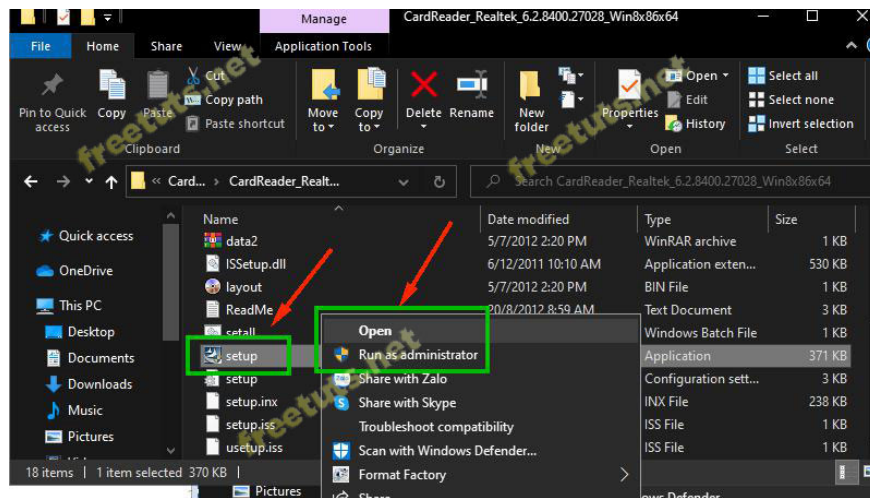
- + Documents (4)
- + BIOS/Firmware (3)
- + Application (1)

[Please read our Software License Information.](#)

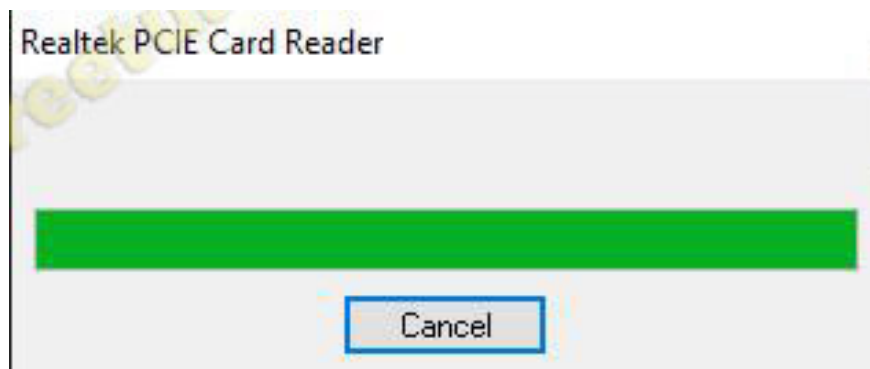
Step 5. Unzip the installation package with WinRAR software.



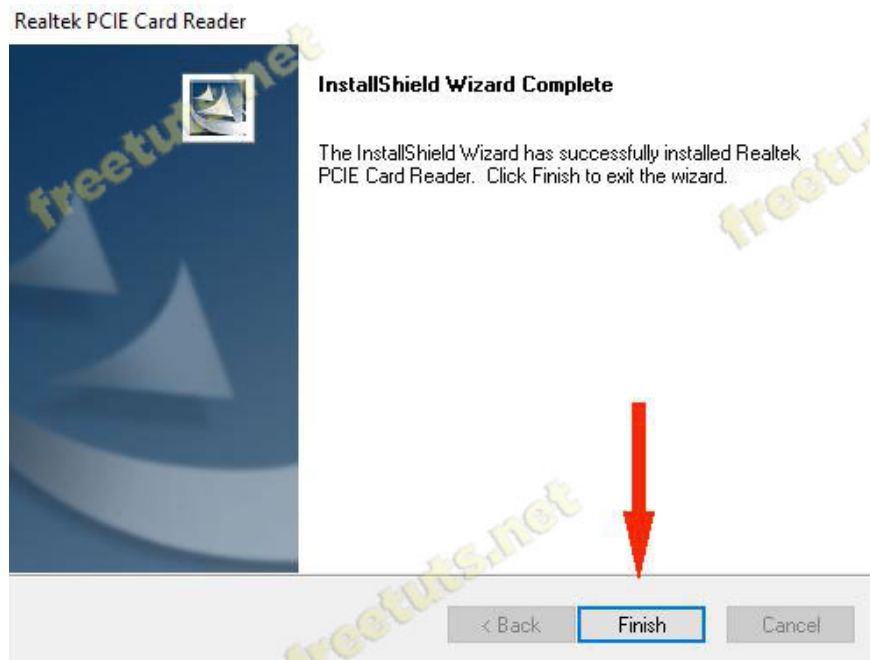
Step 6. Run the installation file (usually called setup, depending on the different driver installation packages, the installation way may be different).



Step 7. For most drivers downloaded from the Acer homepage, after running the installation file, you don't need to press anything, wait for it a few seconds .



Step 8. After the installation is complete, you will see successfully message, click **Finish** and then restart your computer to complete the installation.



You note that there are many different Driver packages, if you run the installation file, a window appears, you just need to click a few simple buttons such as **i accept, Next, Install, etc.** to quickly finish the job. Setting.

The tutorial to install driver for Acer laptop computer (download from home page) here is the end. I believe that after reading this article, no matter what Acer line you are using, you can install a full driver for your computer.

Don't forget to share this article with your friends if they are also using Acer Laptop.

You finished reading the article "**Instructions to install driver for Acer laptop (download from homepage)**" edited by the [TipsMake](#) team. We hope this article has provided you with many useful tech tips and tricks. You can search for similar articles on tips and guides. Thank you for reading and for following us regularly.