

# Instructions to fix TikTok's automatic volume reduction when watching videos quickly and effectively

Are you watching a video on TikTok but the volume suddenly decreases without any clear reason? This error can interrupt your experience, especially when listening to music. The article below will guide you on how to fix the volume reduction error quickly and effectively.

## Table of Contents:

**Method 1: Turn Off Automatic Volume Adjustment.**

**Method 2: Clear TikTok Cache.**

**Method 3: Restart Device.**

## How to fix TikTok automatically lowers volume

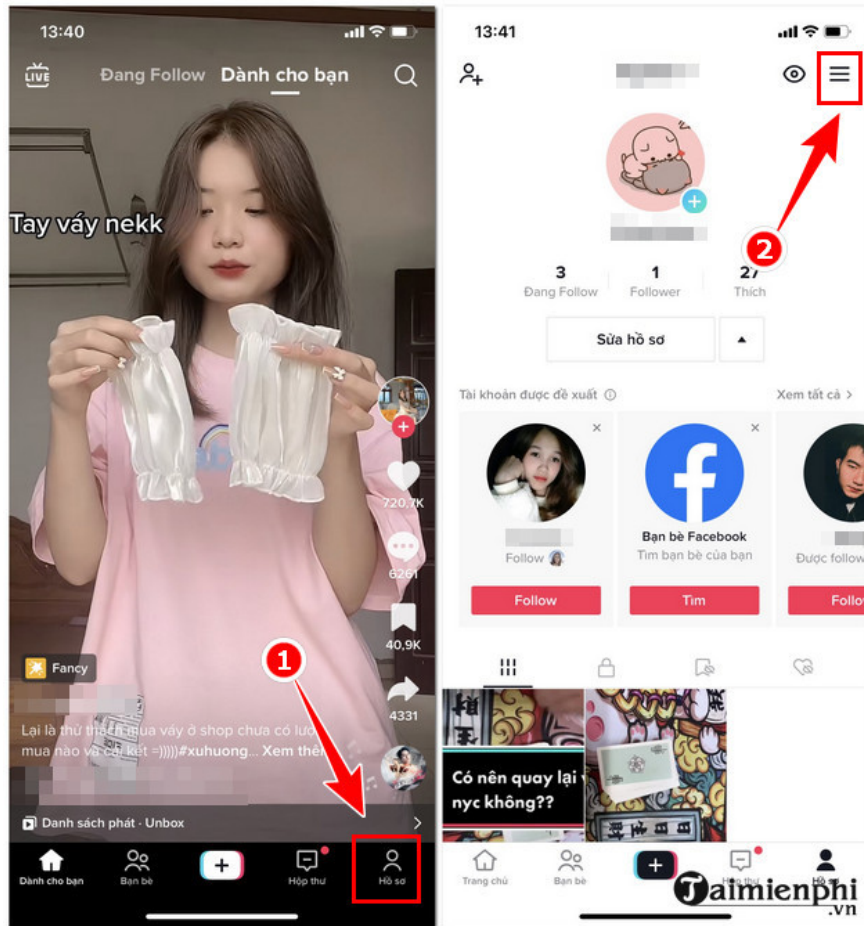
### *Method 1: Turn off automatic volume adjustment*

**Step 1:** Download and update the latest version of TikTok here:

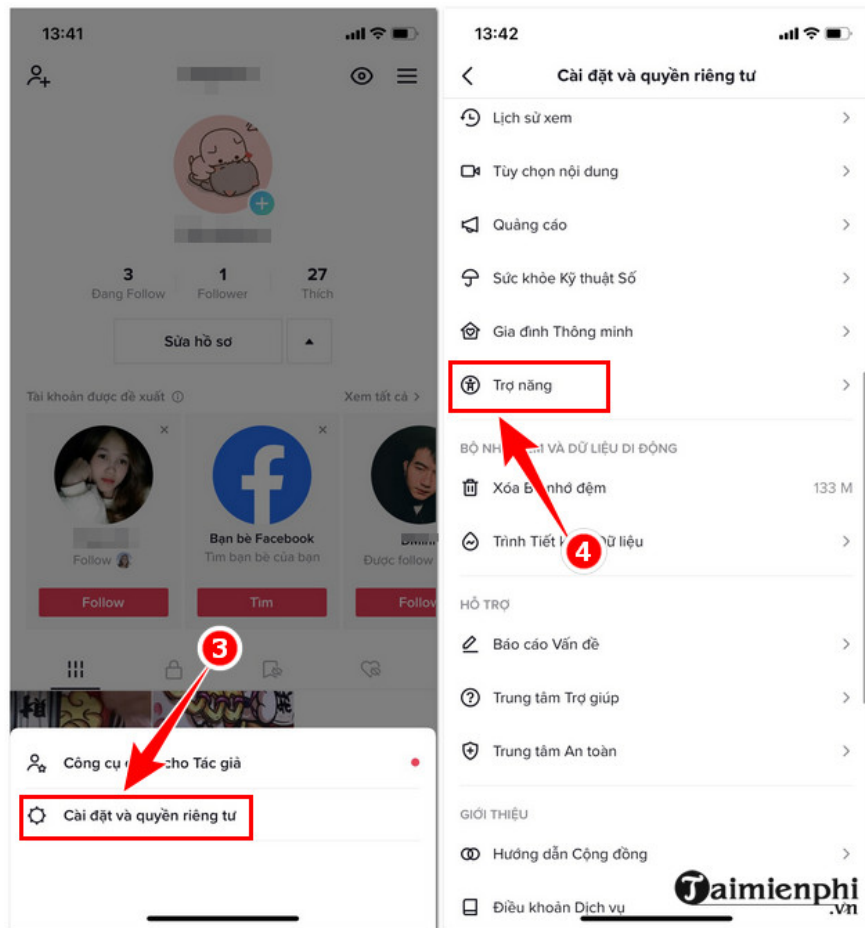
+ [Link to download TikTok for Android](#)

+ [Link to download TikTok for iPhone](#)

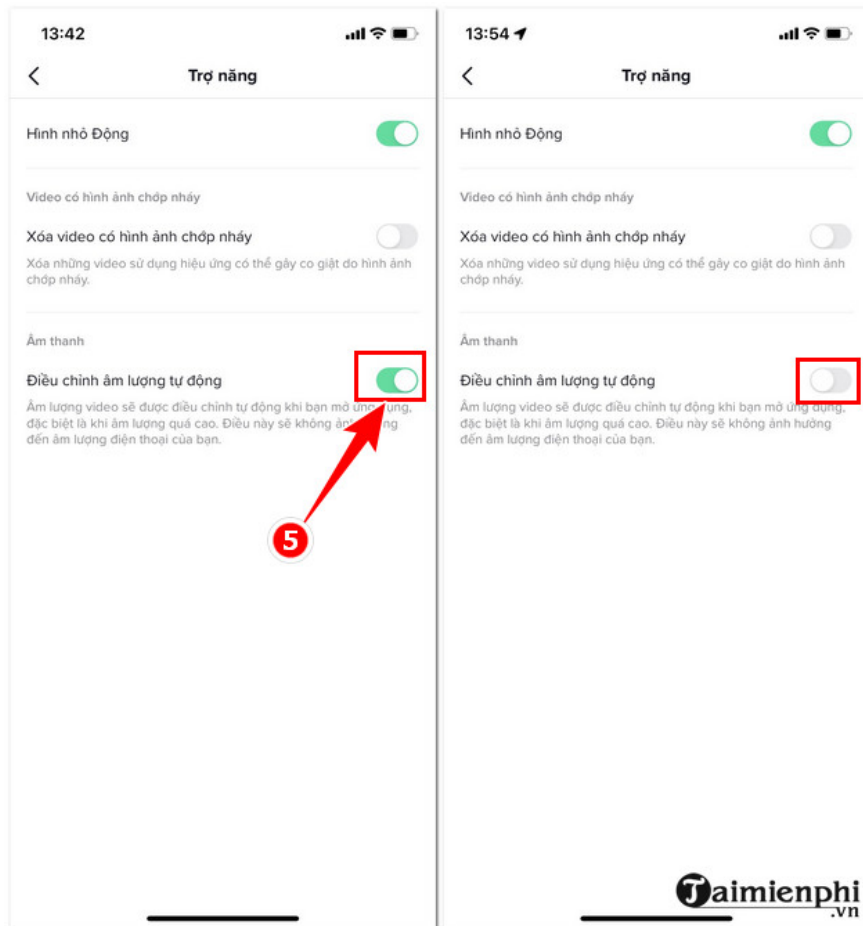
**Step 2: Open TikTok** app => Select **Profile** => Select **the 3-dash icon** in the top right corner of the screen.



**Step 3: Select Settings and privacy => Find and open Accessibility .**



**Step 4:** In the automatic volume adjustment section, you just need to turn off the icon .

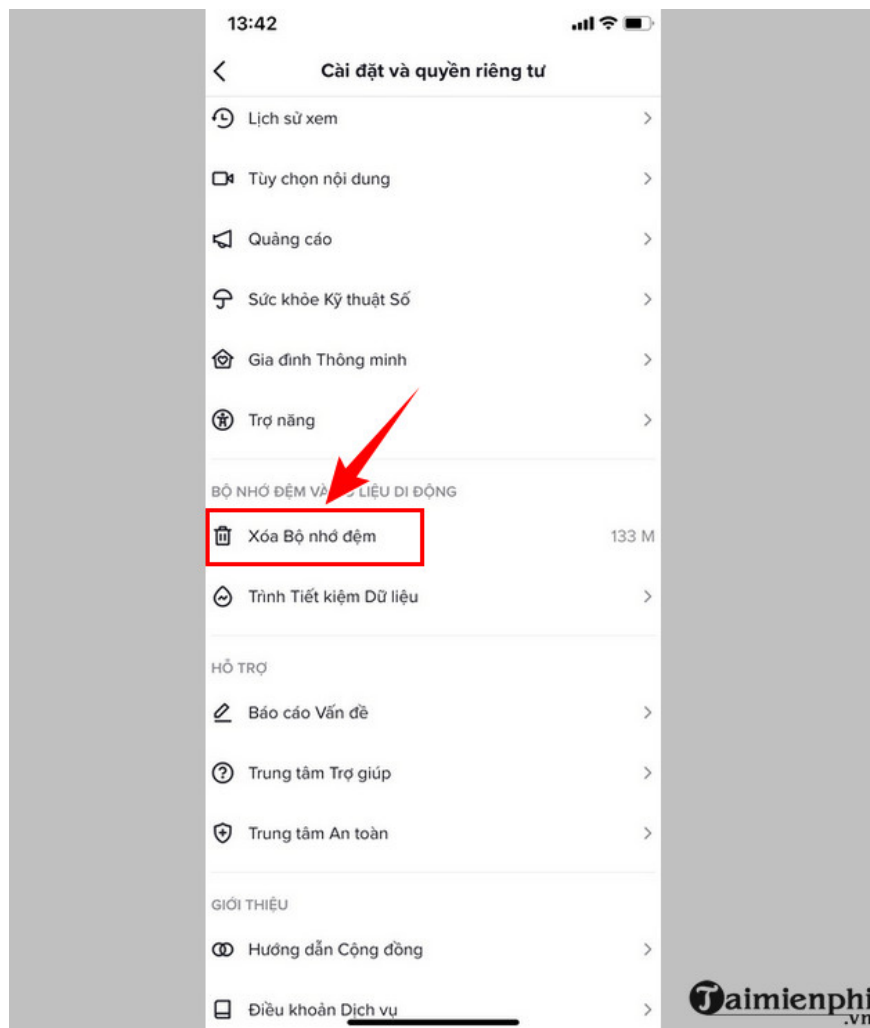


In addition, when using TikTok, users can also create their own background music without having to use other people's music on TikTok. Refer to how to create your own TikTok background music here and follow the instructions.

### ***Method 2: Clear TikTok cache***

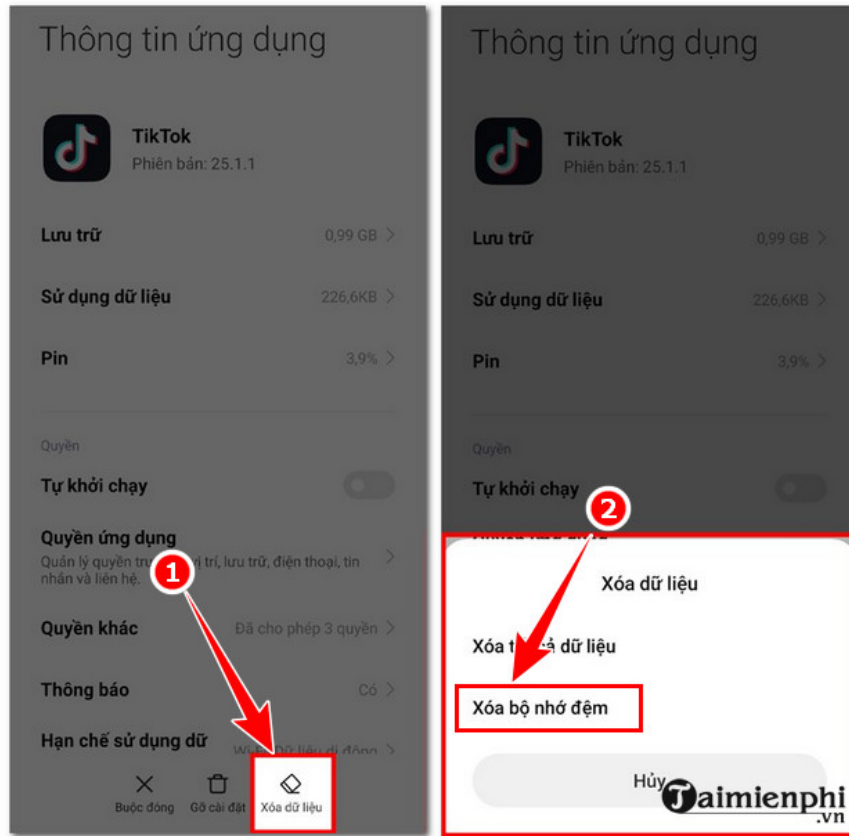
***\* For iPhone***

**Open the TikTok app , go to Settings and privacy => Find Clear cache to delete.**



*\* For Android phones*

Open **Settings** => Select **Application Management** => Find **TikTok** app => Select **Clear data** to fix the error.



If you are looking for a way to download Tiktok videos to your device, please refer to one of the ways we have introduced in this article.

### ***Method 3: Restart the device***

Resetting the device, restarting the device is one of the simple but highly effective methods and can fix many unexpected errors that occur while using. Try resetting the device and reopening the application.



Above are 3 ways to guide readers to fix the error of TikTok automatically reducing the volume to help users listen to music and watch videos on TikTok with the loudest sound.

You finished reading the article "**Instructions to fix TikTok's automatic volume reduction when watching videos quickly and effectively**" edited by the [TipsMake](#) team. We hope this article has provided you with many useful tech tips and tricks. You can search for similar articles on tips and guides. Thank you for reading and for following us regularly.