

# Instructions to enable and disable Firewall firewall in Windows

How to turn on and off Firewall in Windows Firewall, Firewall in Windows helps to protect the computer from malicious software from entering the computer via the computer network or the Internet.

Firewalls (Firewall) in Windows helps protect the computer from malicious software from entering the computer through the computer network or the Internet. It checks for information coming from the Internet environment or computer network which then blocks or allows such information to enter the computer.




Windows default to turn on the firewall, according to the need to install the software, applications that the firewall blocked, so you need to turn off the firewall and then turn it back on.

The following article will guide you how to turn on / off the firewall in Windows.

**Step 1:** Open the **Control Panel** .

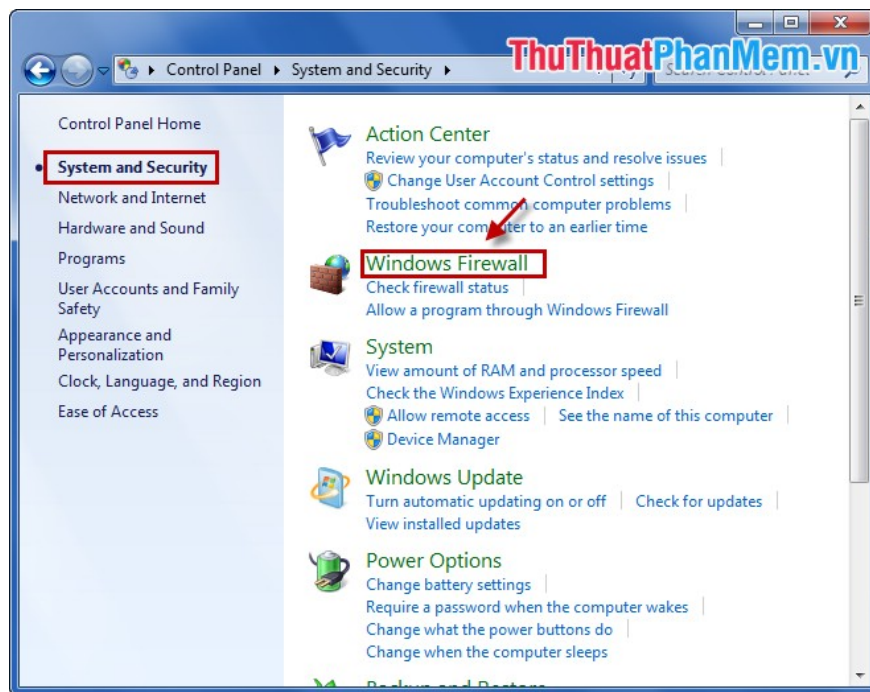
Select **Start** -> **Control Panel** .



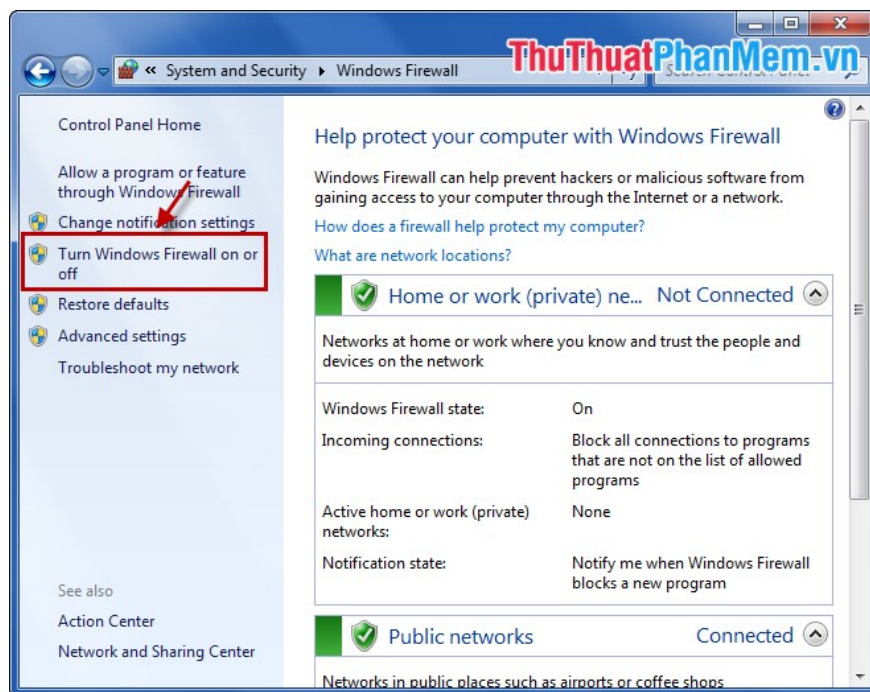
**Step 2:** In the **Control Panel** window , select **System and Security** .



**Step 3:** In the **System and Security** window, select **Windows Firewall** .

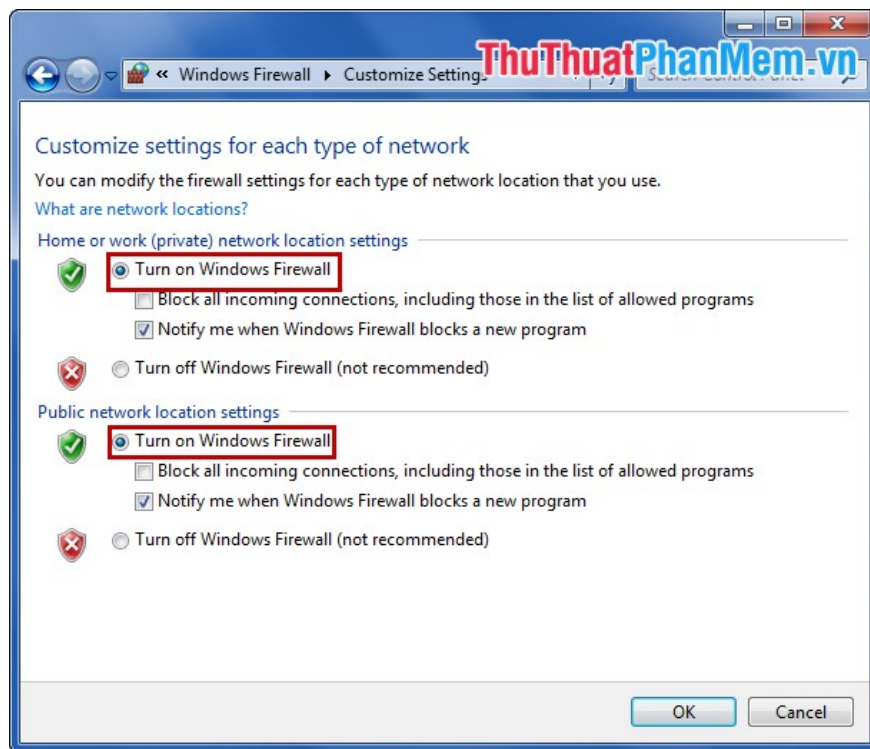


**Step 4:** In the **Windows Firewall** window, select **Turn Windows Firewall on or off** in the left menu.

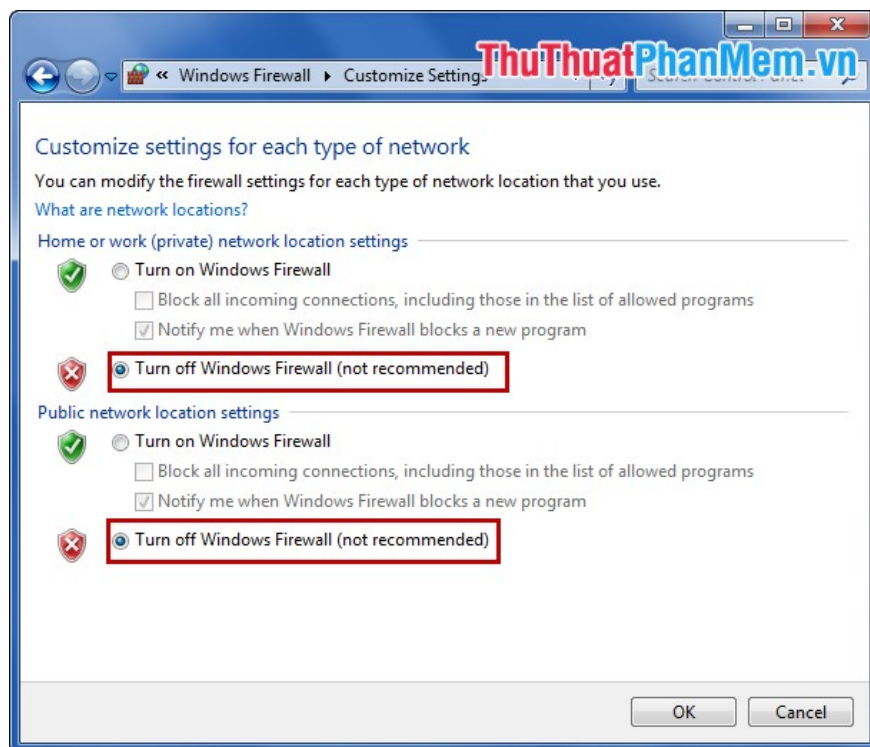


**Step 5:** Turn on the firewall.

In the **Customize settings** window, select **Turn on Windows Firewall** in both **Home or work (private) network location settings** and **Public network location settings**.



**Step 6:** To turn off the firewall in the computer. In the **Customize settings** window , select **Turn off Windows Firewall (not recommended)** in both **Home or work (private) network location settings** and **Public network location settings** .



**Step 7:** After Turn on / off the firewall, select **OK** and turn off the Windows Firewall window.

With the simple firewall on / off above, from now on you can turn on / off the firewall depending on your needs and purposes. Good luck!

You finished reading the article "**Instructions to enable and disable Firewall firewall in Windows**" edited by the [TipsMake](#) team. We hope this article has provided you with many useful tech tips and tricks. You can search for similar articles on tips and guides. Thank you for reading and for following us regularly.

---