

# Instructions to download stickers on Telegram

Similar to other messaging applications, Telegram owns a sticker store with many beautiful and interesting stickers for us to download.

Similar to other messaging applications, Telegram owns a sticker store with many beautiful and interesting stickers for us to download. The default in the messaging interface on Telegram has also displayed the sticker pack so you can download it immediately. However, users can completely access the sticker store on Telegram to take a closer look, just like when downloading stickers on Facebook or downloading stickers on Zalo. The following article will guide you to download stickers on Telegram.

## How to download stickers on Telegram simply

### Step 1:

At the interface on the Telegram application, users click on **the sticker icon** as below. Now switch to the interface of adding icons **when texting** in Telegram, click on **the Stickers item** and then click on **the plus icon**

.

Không có SIM

17:12

54%



Meta Trang  
last seen recently



**TipsMake**



**Step 2:**

Now display a list of sticker packages on Telegram for you to choose from. Each sticker pack will have a different number of stickers.

Search for stickers

Done

### Colored Cats

30 stickers

ADD



### Mia Bunny

30 stickers

ADD



### Cubigator

30 stickers

ADD



### Funky Goose

41 stickers

ADD





Users can **click on the sticker pack** to see how each sticker is inside. Also when clicking on **the 3 dots icon** you can share this sticker pack.

Search for stickers

Done



Feisty Fox  
19 stickers

ADD

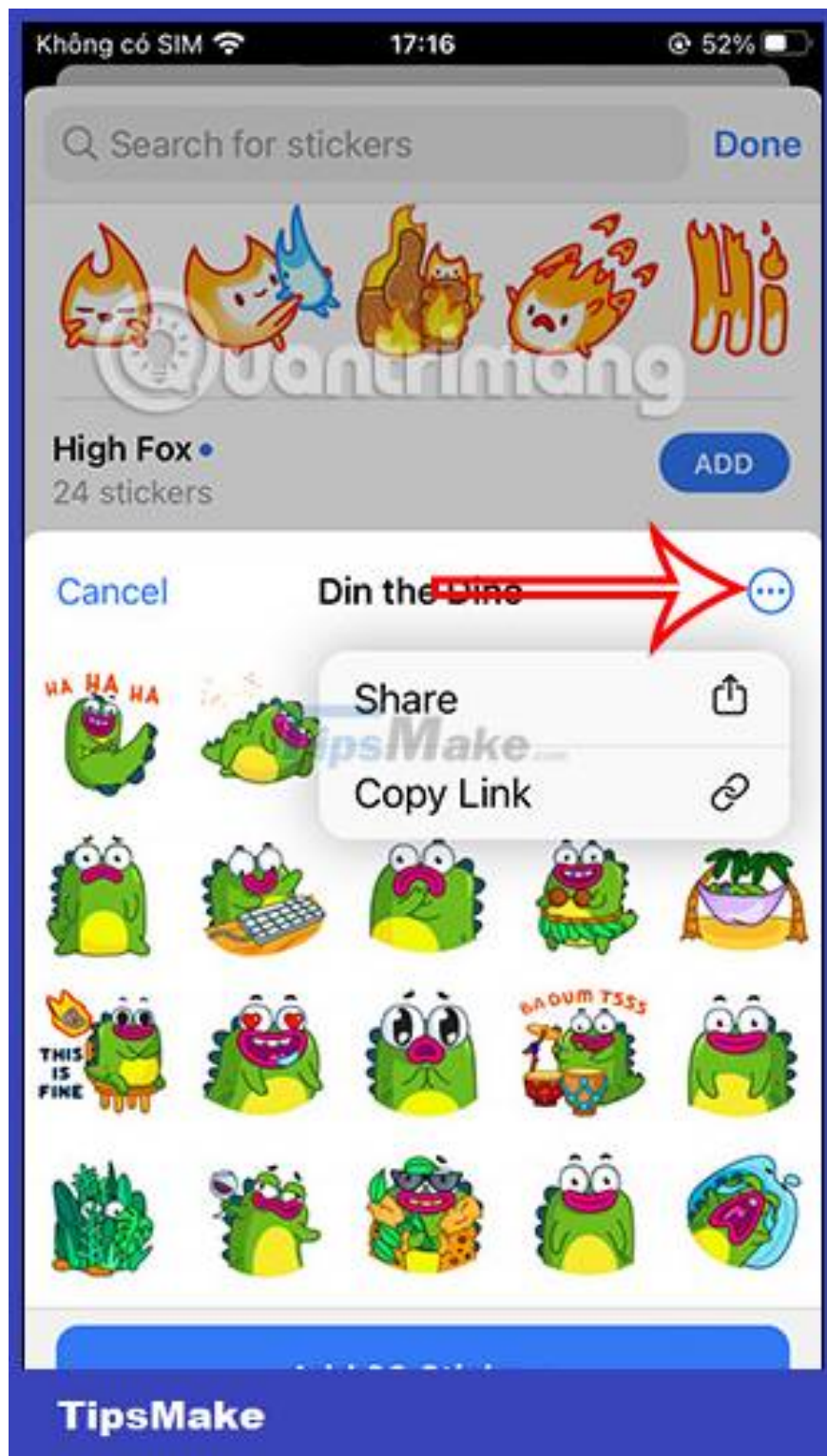


Cancel

Little Flame



TipsMake



### Step 3:

Finally we **click Add** to download the sticker on Telegram to your collection. You do the same with other sticker packs.

Search for stickers

Done



High Fox •  
24 stickers

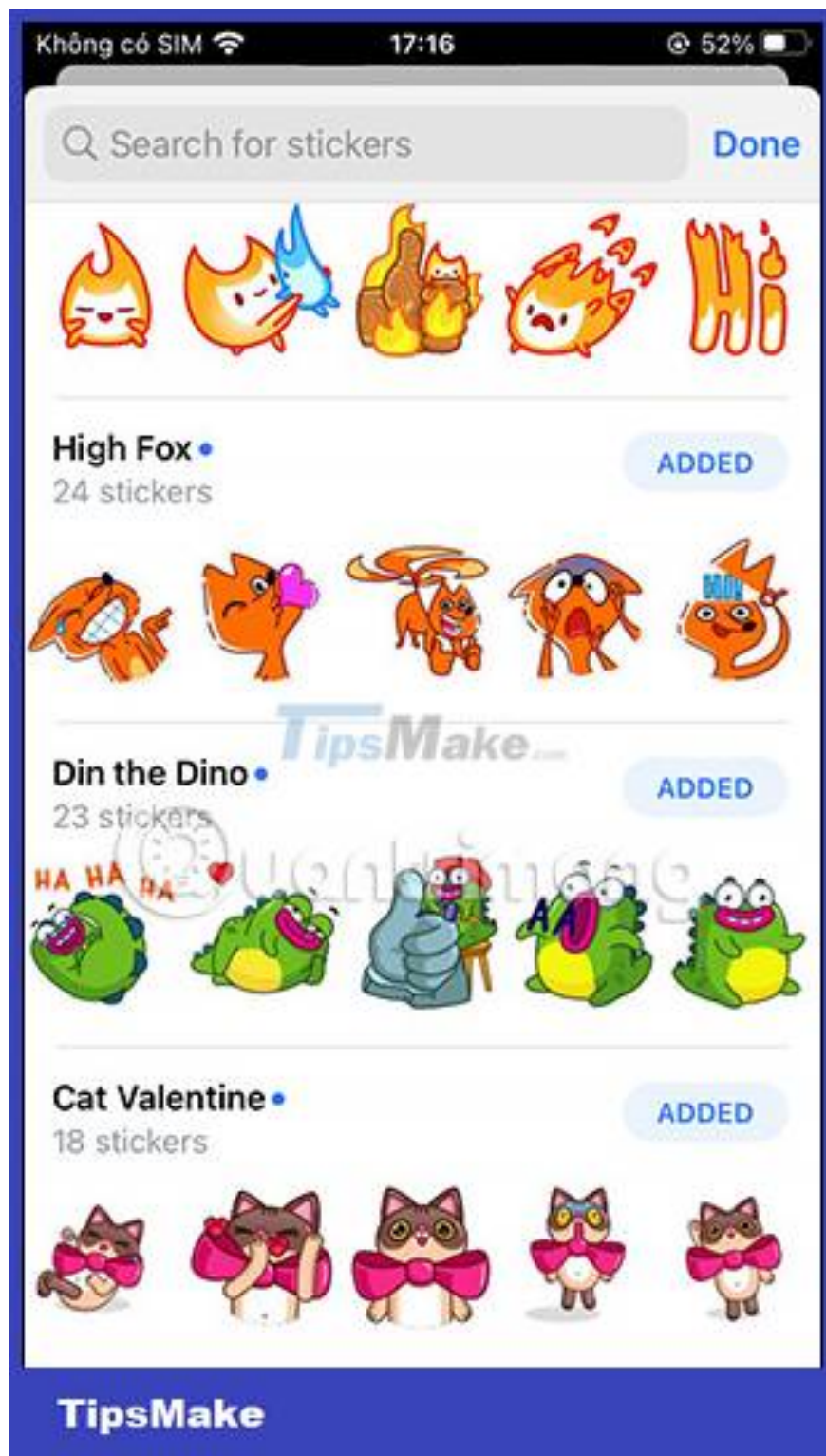
ADD

Cancel

Din the Dino



TipsMake



**Step 4:**

Return to the chat frame and we will see the newly downloaded stickers displayed at the top.



### Step 5:

To **manage stickers on Telegram**, click on **the gear icon** in the bottom right corner of the screen. Users will then see a list of stickers available in your inventory.

Here you can move the sticker display order, or **click on the sticker** to remove it from your **collection**.

Không có SIM

17:16

51%



Meta Trang

last seen recently



June 4

For people watching the livestream  
what time does it start for you? 11:55



Message



CAT VALENTINE



TipsMake

Close




## Stickers and Emoji

### Dynamic Pack Order



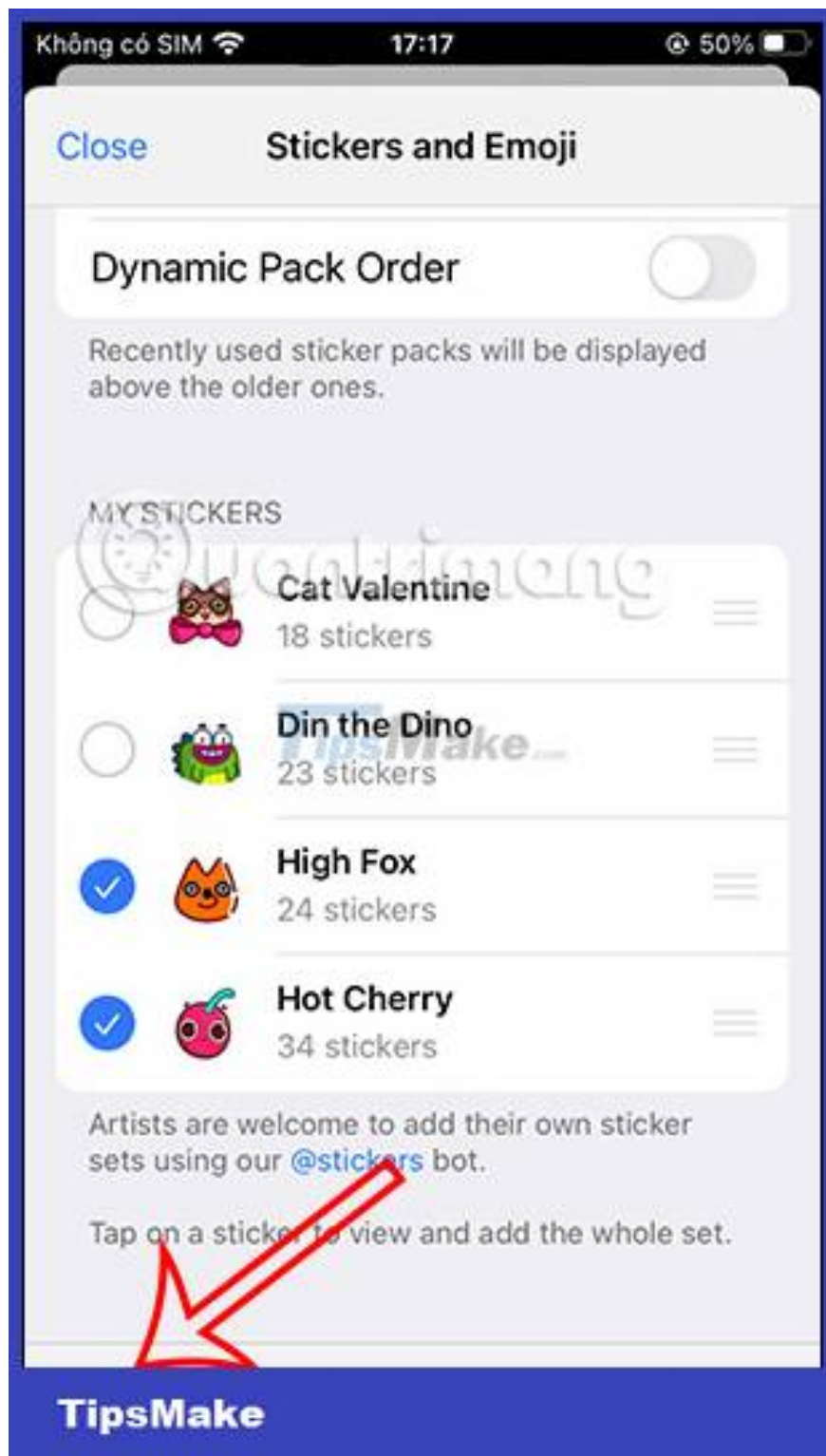
Recently used sticker packs will be displayed above the older ones.

#### MY STICKERS

-  **Cat Valentine**  
18 stickers
-  **Din the Dino**  
23 stickers
-  **High Fox**  
24 stickers
-  **Hot Cherry**  
34 stickers

Artists are welcome to add their own sticker sets using our [@stickers](#) bot.

Tap on a sticker to view and add the whole set.



### Step 6:

At that time, Telegram asks if you are sure you want to delete this sticker from Telegram, we **press Delete to confirm** . So that sticker is no longer displayed in your sticker collection.


Close

### Stickers and Emoji

#### Dynamic Pack Order

Recently used sticker packs will be displayed above the older ones.

#### MY STICKERS

-  **Cat Valentine**  
18 stickers
-  **Din the Dino**  
23 stickers
-  **High Fox**  
24 stickers
-  **Hot Cherry**  
34 stickers

Artists are welcome to add their own sticker sets using our @stickers\_bot

Delete 1 Sticker Set

Cancel



You finished reading the article "[Instructions to download stickers on Telegram](#)" edited by the [TipsMake](#) team. We hope this article has provided you with many useful tech tips and tricks. You can search for similar articles on tips and guides. Thank you for reading and for following us regularly.