

# Instructions to download and install Cyber ?? Hunter on computers, laptops

In this article will guide you how to download and install Cyber ?? Hunter PC, laptop

Cyber ?? Hunter is now available on the App Store and on the Play Store for gamers to experience, Cyber ?? Hunter has a level of graphics that can be said to be heavy compared to most current mobile games. So it will cause many devices to use resources in a rather heavy way, causing the battery to drop quickly.


Not to mention the machines are not configurable and have to play with a low level of graphics, making the game experience lose the fun part. And if you have a PC or Laptop with a pretty gaming configuration, high RAM capacity, you should download and install Cyber ?? Hunter on your computer to experience this game through the instructions under this article.

1. Instructions to download Boom Mobile on the phone
2. How to download and install PUBG LITE on your computer
3. How to download and install Apex Legends on your computer

## Video tutorial to download and install Cyber ?? Hunter for computers and laptops

## How to download and install Cyber ?? Hunter on computers and laptops

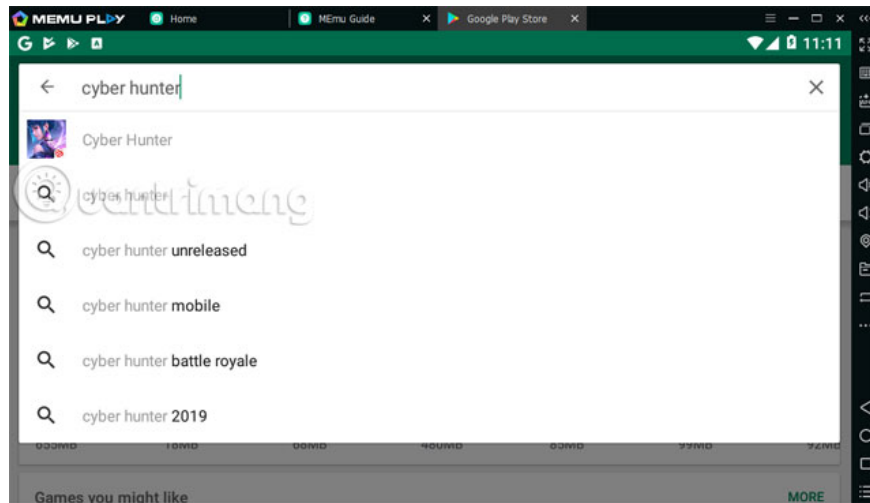
**Step 1:** Visit this link to download Cyber ?? Hunter PC version. Once in the page download Cyber ?? Hunter for PC, please click Download to download.



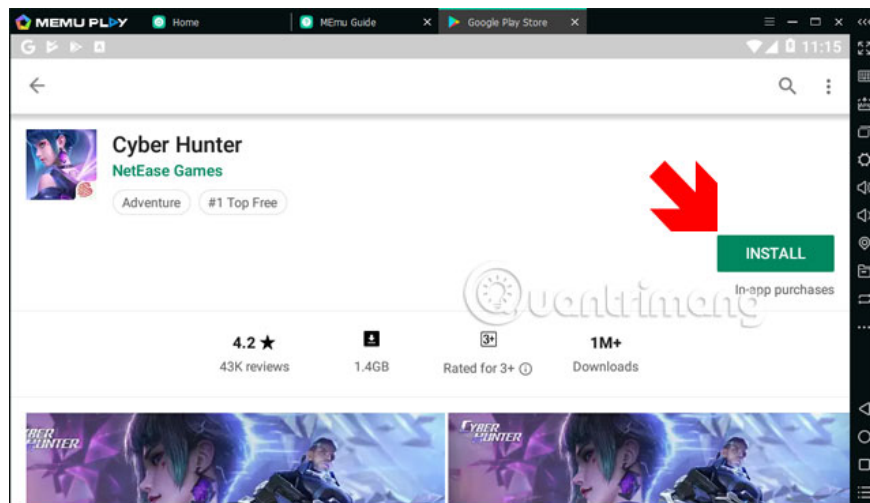
Next click on **Download file** , wait a while for MEMU Play to download and install on your computer.



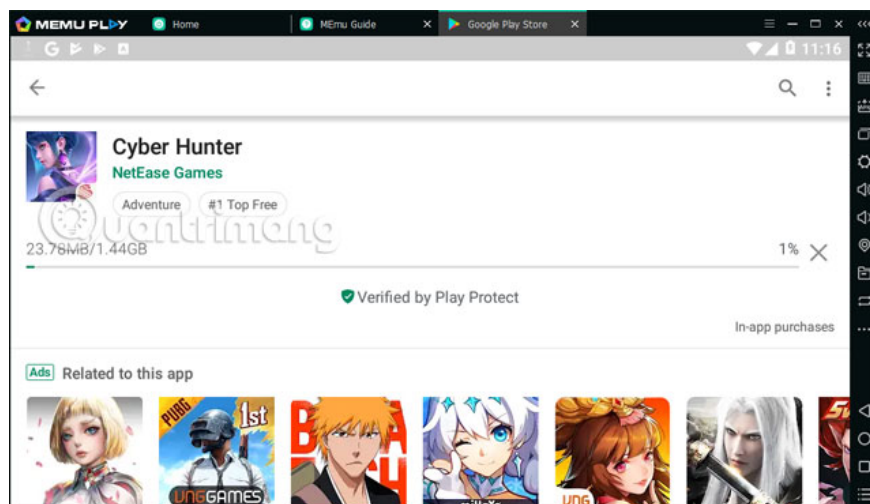
After you've installed MEMu Player, please log in to your Google account and select CH Play, find the keyword Cyber ??Hunter in the app search box. Then click the Cyber ??Hunter icon directly below.



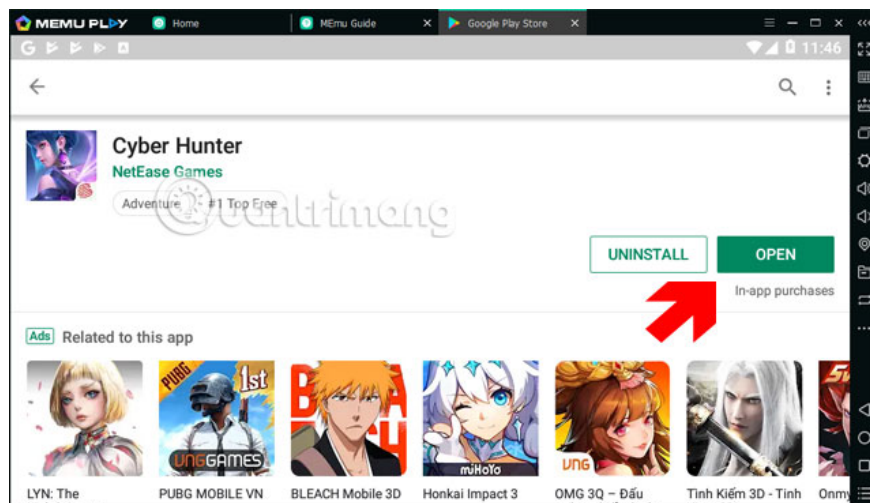
Find the game is complete, press **Install** > select **Accept** to install Cyber ??Hunter on the computer.




With a capacity of 1.44GB, Cyber ??Hunter is considered a game with quite light capacity when owning such a high level of graphics.



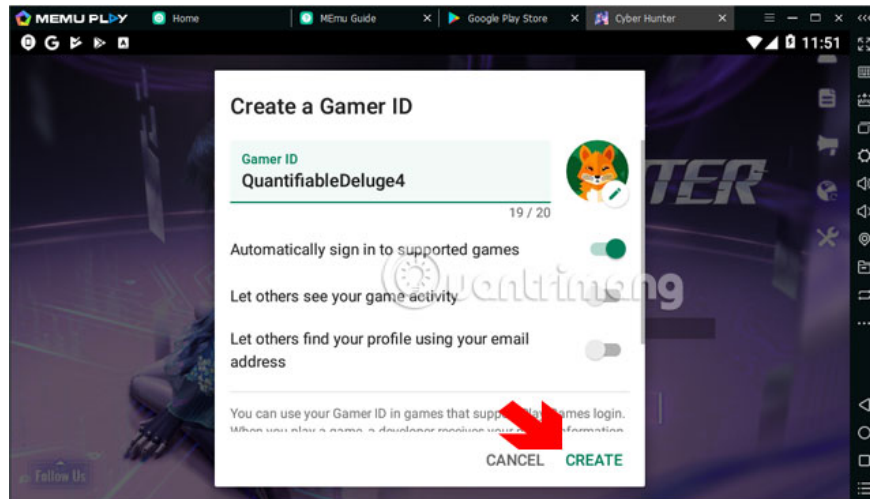
Once the game has been downloaded and installed, press **Open** to play.



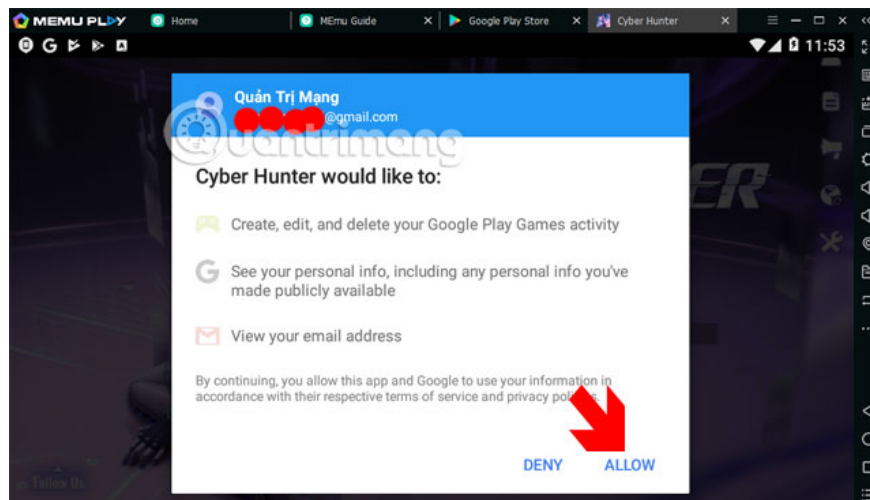
With the MEMu Play emulator, you will have a keyboard installed to play Cyber Hunter as a PC game.



New to the game you will be asked to enter ID Gamer, then select Create to create the character name. Max is 20 characters game.



Next, there will be a request from Cyber ??Hunter about using your Google account. Click **Allow** to agree to allow Cyber ??Hunter to use your information, the information Cyber ??uses will include personal information on your account, view your email address, delete, create or edit Google Play Games . .



Game features only need to hover right opponent will automatically shoot, so you only need to move the mouse to the right mind on the enemy will help you not have to manipulate much when fighting. All function keys have been attached to the game's default location.



So with the instruction to download and install Cyber ??Hunter on your computer, your experience of this survival shooter will be much more interesting when you don't have to worry about the resources used.

A note on low profile PCs or laptops is that you should turn off all other programs or software to experience the game as smoothly as possible.

You finished reading the article "**Instructions to download and install Cyber ??Hunter on computers, laptops**" edited by the [TipsMake](#) team. We hope this article has provided you with many useful tech tips and tricks. You can search for similar articles on tips and guides. Thank you for reading and for following us regularly.