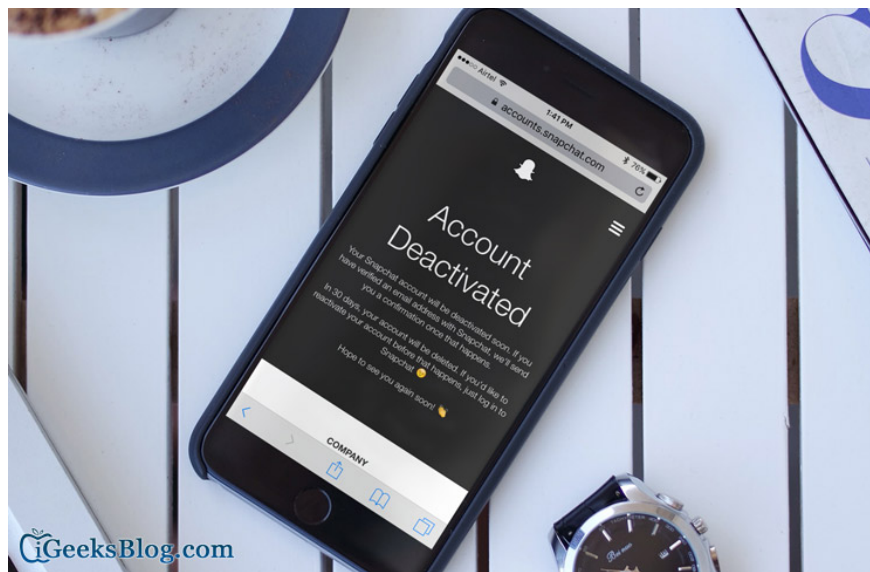


Instructions to delete Snapchat account permanently

Network administrators will guide you through the steps to permanently delete your Snapchat account. After deleting nick Snapchat you need not access Snapchat for 30 days to completely delete Snapchat account.

In addition to Zalo, and some other messaging applications, Snapchat is also one of the many popular and selected messaging apps. Suppose if there are more than one Snapchat account or if you don't want to use a Snapchat account anymore, you can delete that account.

In the article below, Network Administrator will guide you through the steps to delete Snapchat account permanently. After deleting nick Snapchat you need not access Snapchat for 30 days to completely delete Snapchat account.



1. Delete the Snapchat account permanently on your iPhone, iPad, Mac or Windows computer

Refer to the registration steps, create a Snapchat account on your phone here.

To delete a Snapchat account permanently on your iPhone, iPad, Mac or Windows computer, follow the steps below:

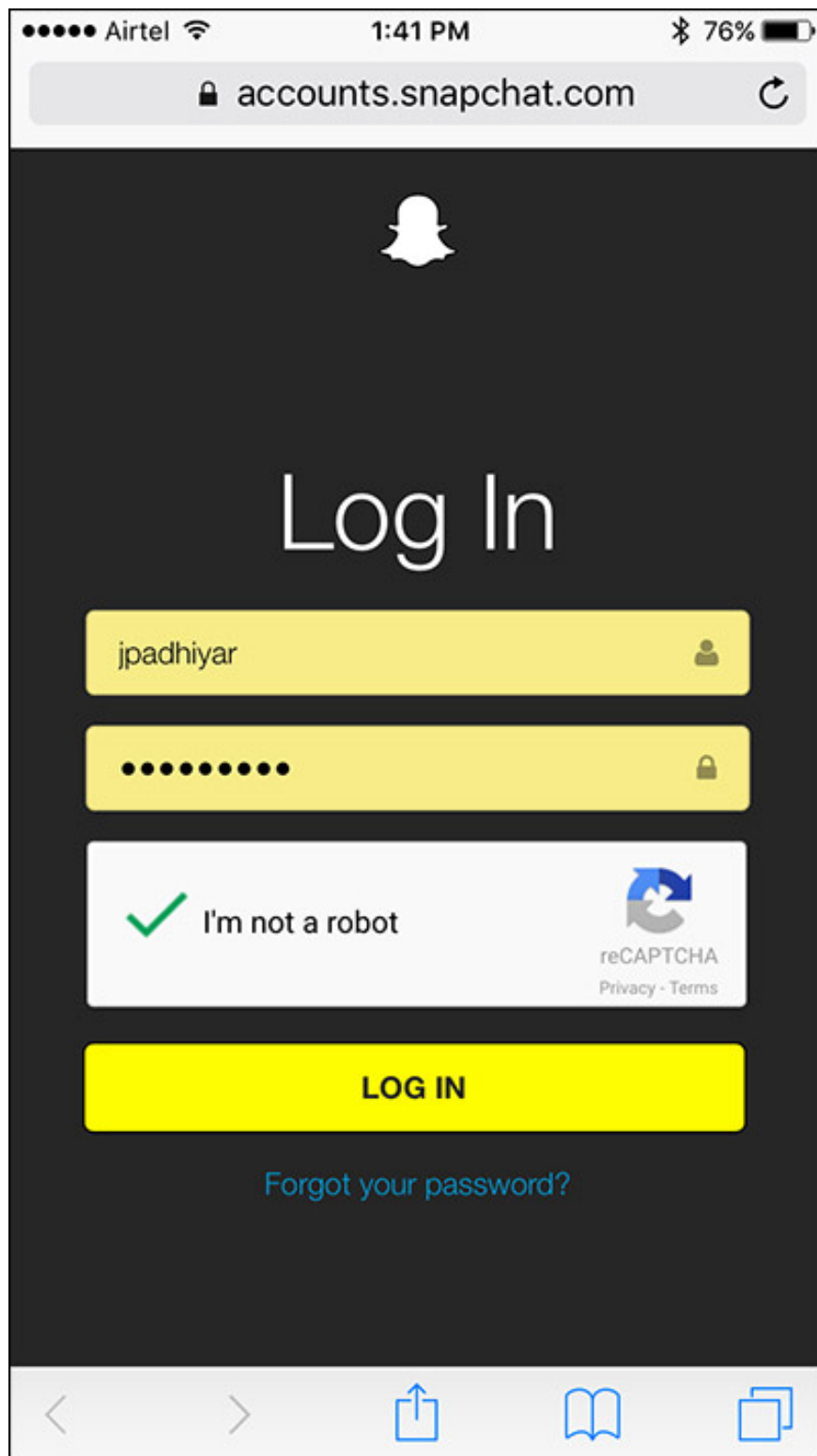
Step 1:

Visit <https://support.snapchat.com/delete-account> from your device.

Step 2:

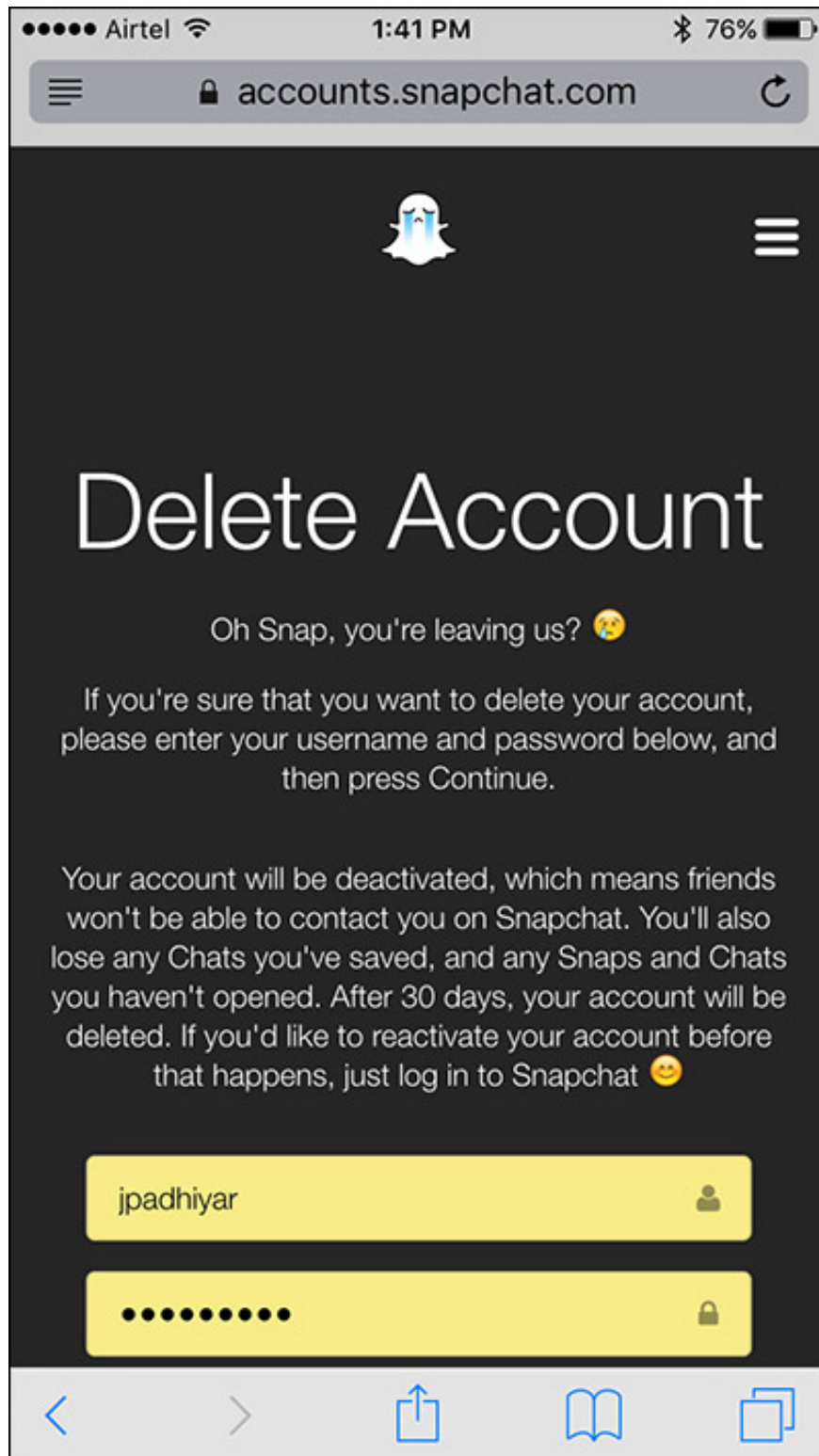
The next step is to proceed to log in your User ID and Snapchat password to delete your Snapchat account.

Also here you check the option **I'm not robot**.



Step 3:

On the next window you will be asked to confirm whether you want to delete your Snapchat account. Just enter your Snapchat password again and click **Continue**.



Step 4:

Now on the device screen, you will receive a message saying that your Snapchat account has been disabled.



2. Another way to delete Snapchat account

1. Open your browser, then visit Snapchat.com.
2. Scroll down to find and select the **Support** option under **Company** .

3. Choose next **Learning the basics** .

4. Select **Account Settings** .

5. Select **Delete an Account** .

6. Log in to the User ID and Snapchat password, then follow the same steps as in way 1 to delete your Snapchat account.

Note:

Within 30 days if not activated, your Snapchat account will be permanently deleted.

In case, if you change your mind that you do not want to delete your Snapchat account, you can re-login your User ID and your Snapchat account password. If after 30 days your account will be deleted completely and there is no way to recover your account.

Refer to some of the following articles:

1. Hidden features on Snapchat that anyone should know
1. 5 steps to register, create a Snapchat account on your phone
1. This service supports chat and texting up to 14 social networks at the same time, do you want to try?

Good luck!

You finished reading the article "**Instructions to delete Snapchat account permanently**" edited by the [TipsMake](#) team. We hope this article has provided you with many useful tech tips and tricks. You can search for similar articles on tips and guides. Thank you for reading and for following us regularly.