

Instructions to change iOS interface without jailbreak

In order to be able to change the settings on iOS devices, users are forced to conduct jailbreak. However, with only a small tip, we can change the look on the iPhone or iPad without having to jailbreak.

Operation jailbreak on iOS devices will help users to download and install more applications and games not in the App Store. Or if you want to interfere more deeply with the system, adjust the default settings like the interface on the device, you also need to jailbreak. However, we can completely change the interface for iOS without having to jailbreak the device. In this article, we will show you how to change the color of the dock on the iPhone or iPad without having to jailbreak the device.

Step 1:




First of all, please visit the link below on the device to take steps to change the look of the iOS device.


1. Change iOS interface


Step 2:

Once you have access to the interface of the above page, we choose any color and then click **Save image** to the device.

☰ Mysterious iPhone Wallpaper



 **YAMAHA**
JANUS 125CC
CLICK TẠI ĐÂY ĐỂ XEM CHI TIẾT






Step 3:

Next, we will use the downloaded image as the device's wallpaper. Click the image, then click **the arrow icon** to the left of the screen. Finally, select **Use as wallpaper** and press **Set Home screen** .




Hôm nay
15:33

Chi tiết



Hủy

Đã chọn 1 Ảnh



AirDrop. Chia sẻ ngay với những người gần bạn. Nếu họ bật AirDrop từ Trung tâm Kiểm soát trên iOS hoặc từ Finder trên máy Mac, thì bạn sẽ thấy tên của họ ở đây. Chỉ cần chạm để chia sẻ.



Tin nhắn



Mail



Chia sẻ Ảnh
iCloud




Thêm vào
Ghi chú



Đặt cho
liên hệ



Dùng làm
Hình nền



In



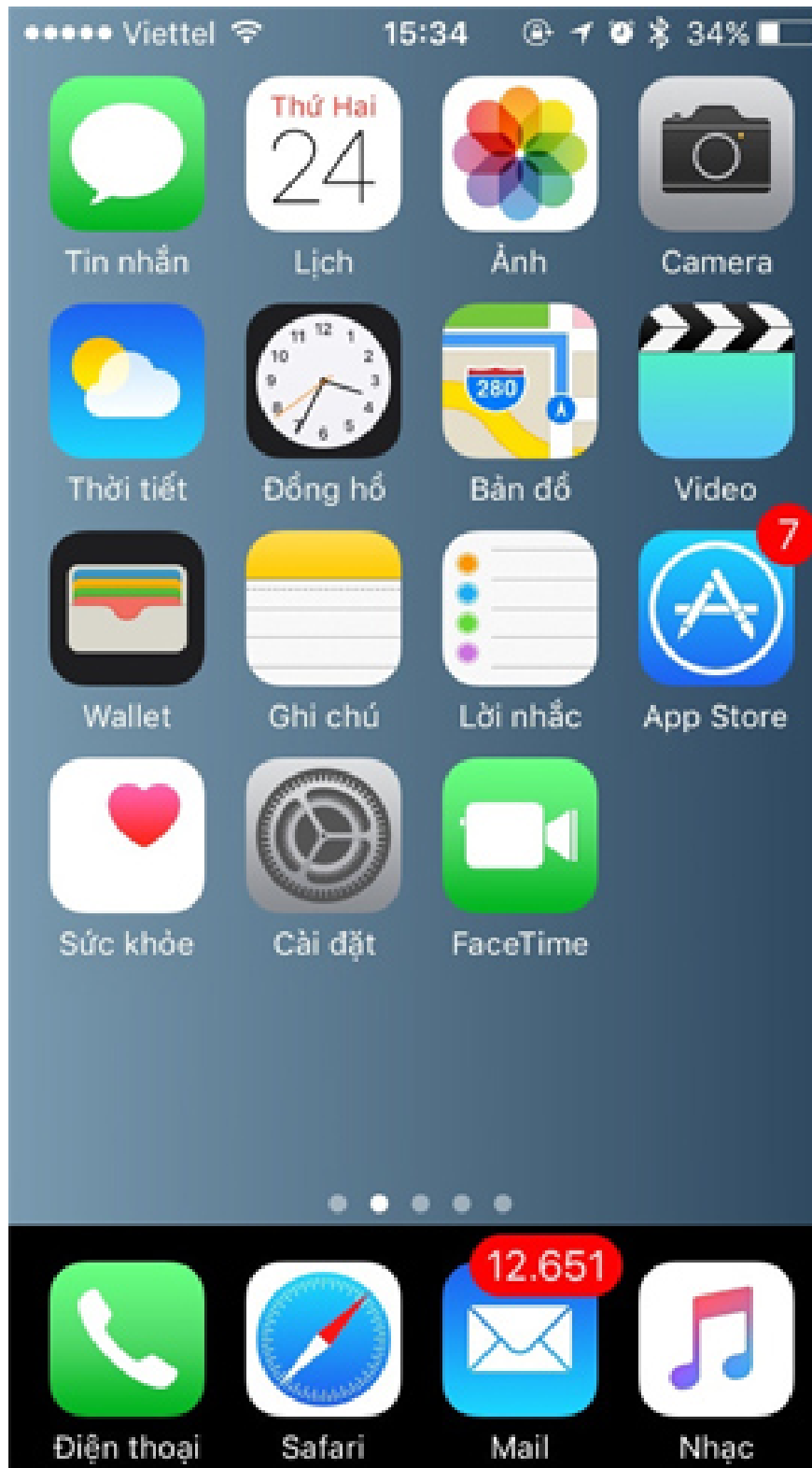
Thêm vào
iCloud Drive

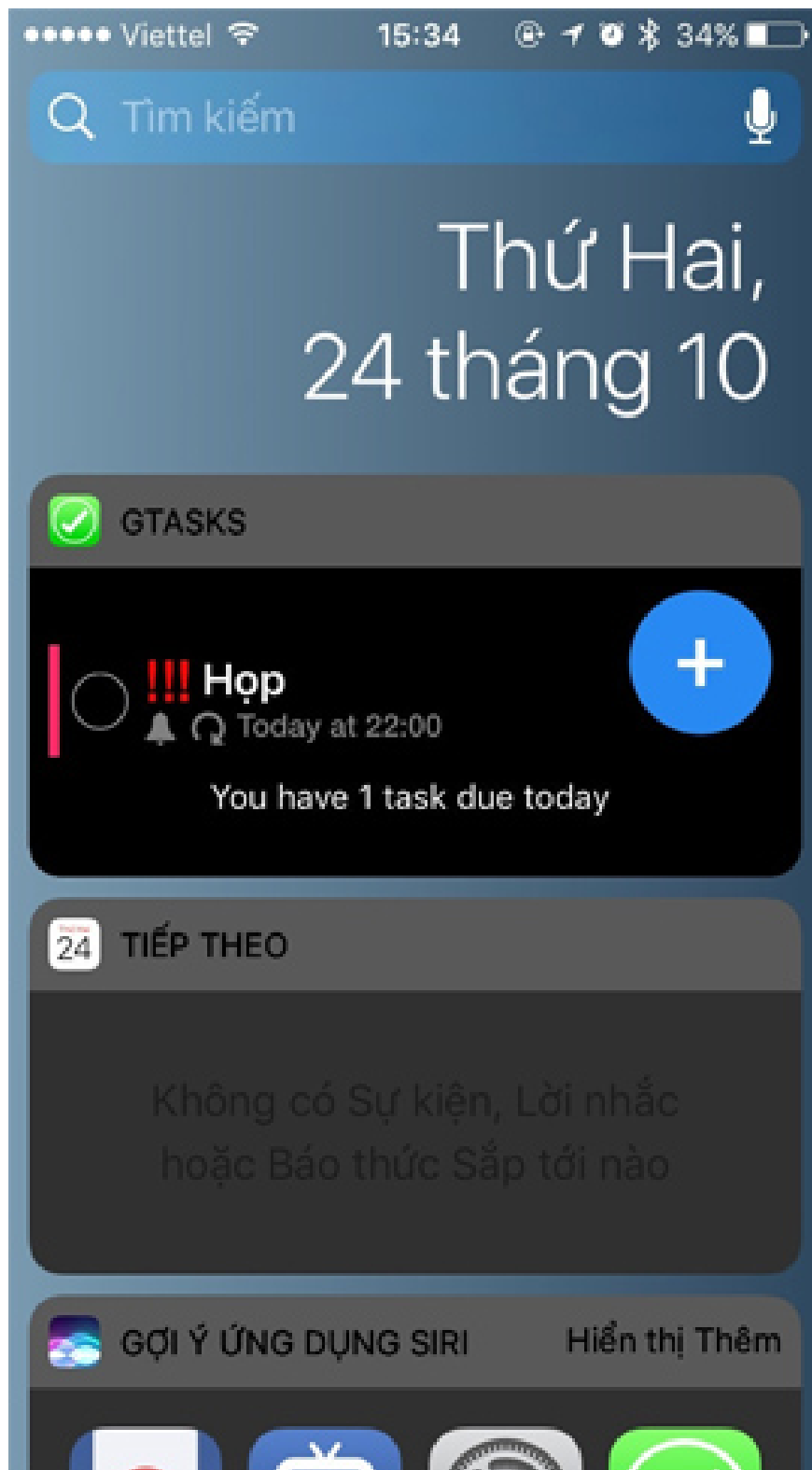


Step 4:

Return to the main screen interface to check if the new wallpaper has been applied. You will see the background color of the dock bar and the folders on the device have turned to the color that we installed as the main wallpaper.

The widget's background color also changes according to the selected color.





Thus, we have completed the simple steps to change the look of the iOS device, the dock as well as the color of the widget without the need to manipulate the jailbreak. Try changing the interface on the iPhone or iPad with many different color options see how.

Refer to the following articles:

1. How to lock apps on iPhone without jailbreak
1. How many tricks have you missed using this iPhone?
1. All ways to download and install applications and games for iPhone and iPad

I wish you all success!

You finished reading the article "**Instructions to change iOS interface without jailbreak**" edited by the [TipsMake](#) team. We hope this article has provided you with many useful tech tips and tricks. You can search for similar articles on tips and guides. Thank you for reading and for following us regularly.