

# Instructions on how to turn off the motion effects of windows on Windows

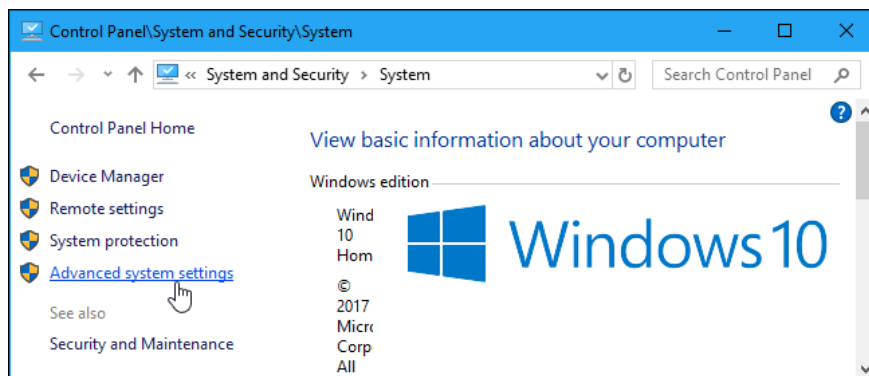
Microsoft has always equipped Windows with a variety of window motion effects to make the operating system more eye-catching. However, this feature will sometimes make users feel uncomfortable by its sluggishness that will take a long time to close, enlarge or shrink the program window. If you wish, you can disable this option on all modern Windows versions like Windows 7, 8 and 10. Follow the article below for details.

Microsoft has always equipped Windows with a variety of window motion effects to make the operating system more eye-catching. However, this feature will sometimes make users feel uncomfortable by its sluggishness that will take a long time to close, enlarge or shrink the program window. If you wish, you can disable this option on all modern Windows versions like Windows 7, 8 and 10. Follow the article below for details.

1. Change the beautiful Windows 10 interface to the theme of Christmas
2. How to add Shutdown to the right-click menu on Windows 10

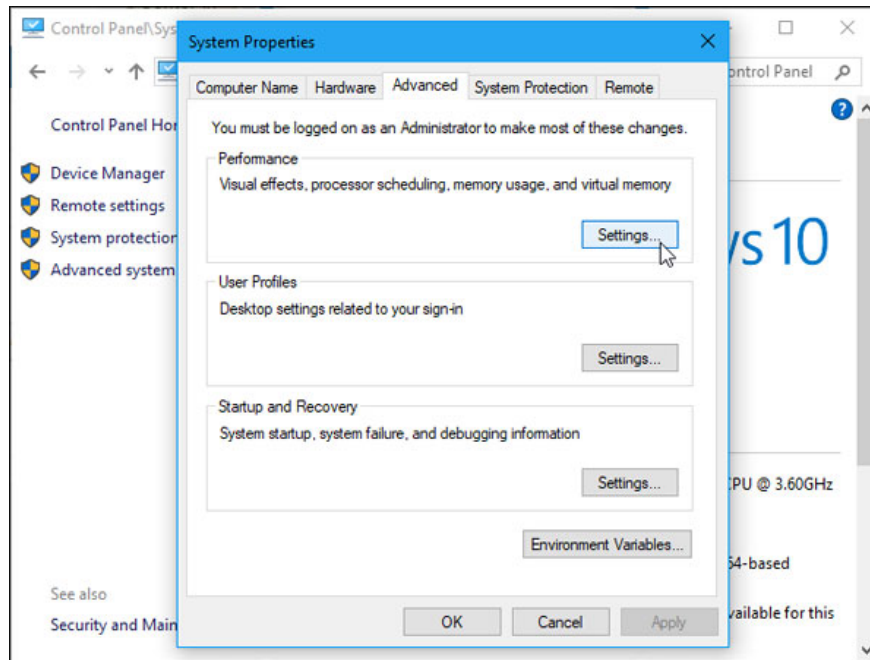
## How to turn off windows motion effects on Windows

First, you need to access **Control Panel> System and Security> System> Advanced system settings**.

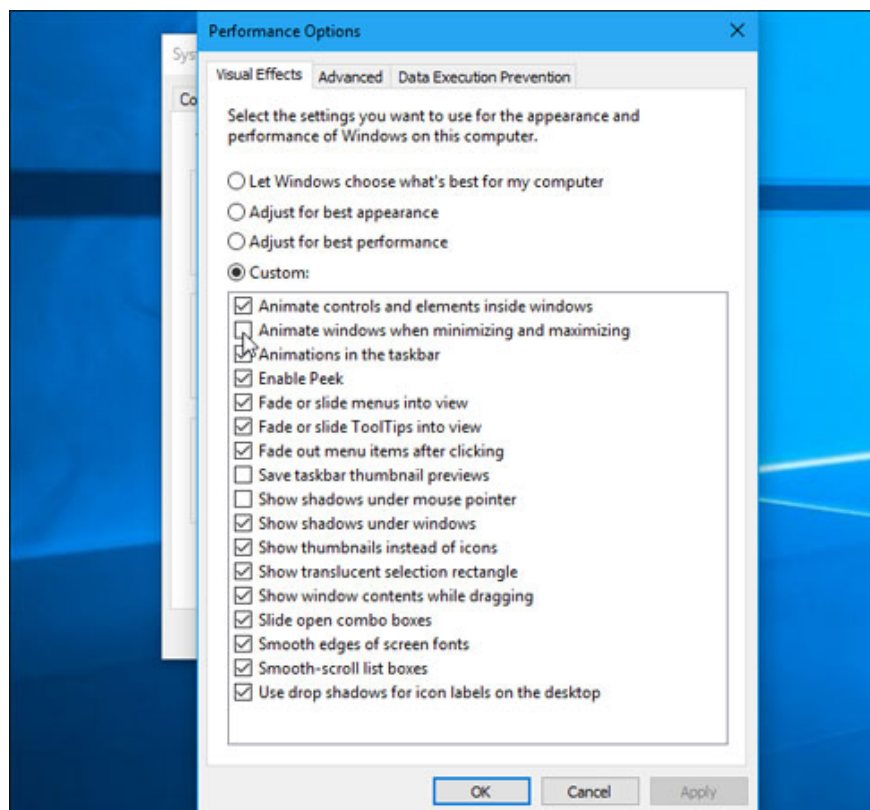


Or you can use the Start menu, type ' **sysdm.cpl** ' and the search bar and press **Enter** to quickly open this window.

Click the **Advanced** tab in the System Properties window and click **Settings** in the Performance section.



Uncheck the **Animate windows when minimizing or maximizing box** and click **OK**.



Here, you can also customize other graphic effects. Most options in the list are fully explained.

To undo the changes and restore to the default settings, simply return here and set the main **Let Windows choose what's best for my computer** option.

If your computer is slow when running these graphical effects, disable them immediately so that Windows works more smoothly and quickly.

Good luck!

You finished reading the article "**Instructions on how to turn off the motion effects of windows on Windows**" edited by the [TipsMake](#) team. We hope this article has provided you with many useful tech tips and tricks. You can search for similar articles on tips and guides. Thank you for reading and for following us regularly.

---