

# Instructions on how to run / open Java files (.jar)

Today TipsMake.com will guide you how to open and run JAR executable files on a Windows or Mac operating system computer. Invite you to consult!

1. Oracle patched 17 errors in Java updates
2. Arrays and objects in JavaScript are like stories and newspapers!
3. What is JavaScript? Can the Internet exist without JavaScript?

Today TipsMake.com will guide you how to open and run **JAR executable** files on a Windows or Mac operating system computer. **JAR files** (Java Archive) contain data that can be used with Java programs. Most JAR files are simply means of storing data that other programs need to run Java; therefore, you cannot run these files without double clicking them. Similarly, most JAR executable files are downloaded as an installation file for the purpose of installing applications or programs. So if you have problems opening the file, you should check that your JAR file is compatible with the operating system.

## Method 1: On Windows

### 1. Install Java on the computer (if not already installed)

#### Free Java Download

Download Java for your desktop computer now!

**Version 8 Update 144**

Release date July 26, 2017



[» What is Java?](#) [» Do I have Java?](#) [» Need Help?](#)

#### Why download Java?

Java technology allows you to work and play in a secure computing environment. Upgrading to the latest Java version improves the security of your system, as older versions do not include the latest security updates.

Java allows you to play online games, chat with people around the world, calculate your mortgage interest, and view images in 3D, just to name a few.




You cannot run JAR files if Java is not installed on the computer. Go to the website <https://www.java.com/en/download/> and click the **Free Java Download** button under the latest

Java version, then install Java when the file has been downloaded. .

1. You may have to restart the computer for Java to be fully added.

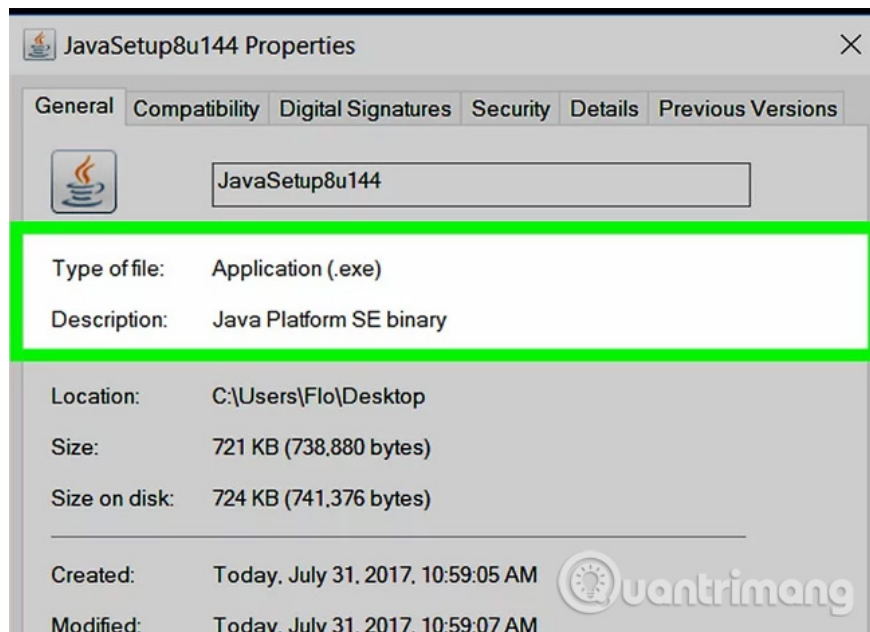
## 2. Double-click the JAR file



If the JAR file is feasible and you have Java installed on your computer, the file will open. If not, you need to proceed to the next step.

You may see a pop-up popup asking you which program you want to use to open the file. Then, click **Java (TM)** and then select **OK**.

## 3. Make sure your JAR file is a viable file



The JAR file you download to set up the program differs from the "library" JAR file that stores the data that a Java program can use. Because, JAR files are not feasible without interfaces as feasible JAR files, so you cannot run them.

1. For example, many JAR files in the program's data directory are not feasible files.
2. If you download the JAR file from the network, you need to make sure that you click the correct version for Windows, not the Mac version.

#### 4. Update Java

##### Update status



Your device is up to date. Last checked: Today, 7:49 AM

Check for updates

[Update history](#)

##### Update settings


We'll automatically download and install updates, except on metered connections (where charges may apply). In that case, we'll automatically download only those updates required to keep Windows running smoothly.



If the JAR file reports an error after double clicking, you need to update Java. To proceed, you need:

1. Open **Start** .
2. Scroll down and click on the **Java** folder.
3. Click **Check For Updates** .
4. Click **Update Now** on the **Update** tab.

#### 5. Double-click the JAR file again



If this file still does not open, it means that the file you are opening is not feasible and therefore the file cannot "run" in the usual sense.

# Method 2: On the Mac

## 1. Install Java on the computer (if not already installed)

### Free Java Download

Download Java for your desktop computer now!

**Version 8 Update 144**

Release date July 26, 2017

[Free Java Download](#)

[» What is Java?](#) [» Do I have Java?](#) [» Need Help?](#)



### Why download Java?

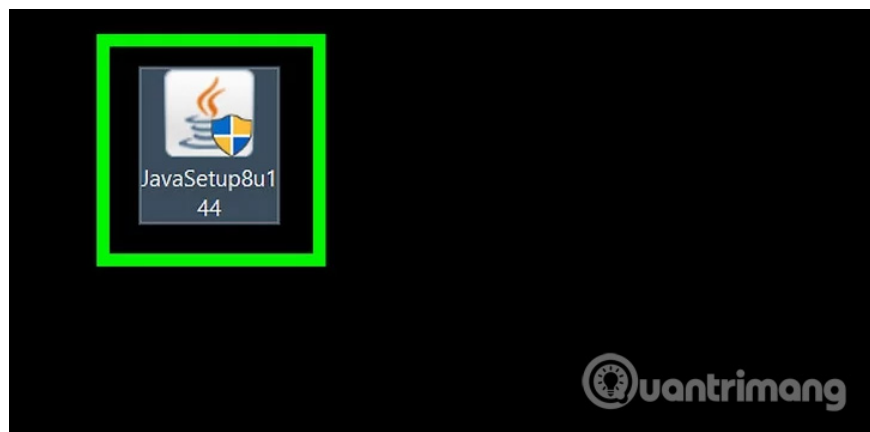
Java technology allows you to work and play in a secure computing environment. Upgrading to the latest Java version improves the security of your system, as older versions do not include the latest security updates.

Java allows you to play online games, chat with people around the world, calculate your mortgage interest, and view images in 3D, just to name a few.

You cannot run the JAR file if Java is not installed on the computer. Visit the website <https://www.java.com/en/download/> and click the **Free Java Download** button under the latest Java version, then install Java when the file has been downloaded.

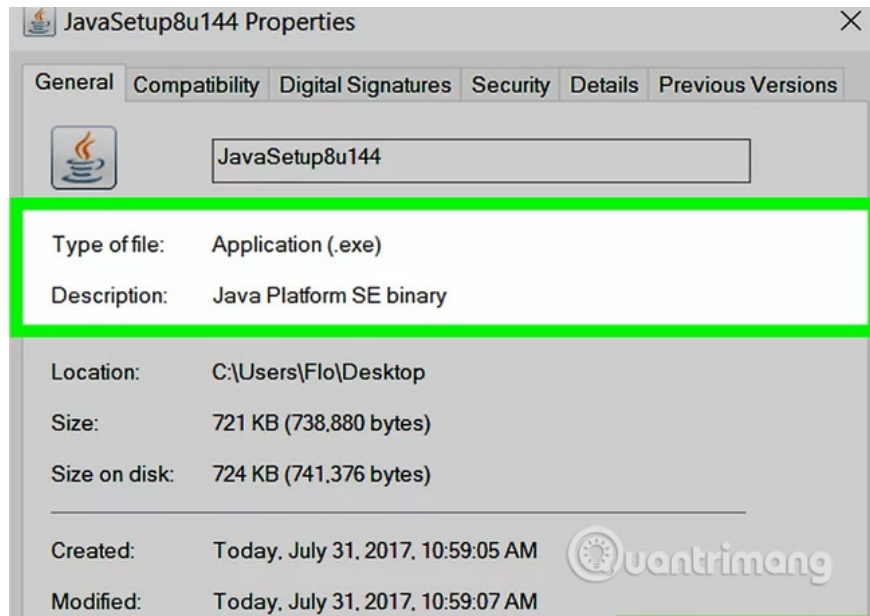
1. When installing a non-Apple file on a Mac computer, you must click **OK** in the preceding warning, then click on the **Apple menu**, click on **System Preferences**, click **Security & Privacy** (Bao Privacy & privacy), unlock the menu, click **Open Anyway** next to the file name, then click **Open** in the prompt before installing the file.

## 2. Try to double-click the JAR file



If the file is feasible and you have Java installed, the file will open. If not, proceed to the next step.


## 3. Make sure your JAR file is a viable file



The JAR file you download to set up the program differs from the "library" JAR file that stores the data that a Java program can use. Because, JAR files are not feasible without interfaces as feasible JAR files, so you cannot run them.

1. For example, many JAR files in the program's data directory are not feasible files.
2. If you download the JAR file from the network, you need to make sure that you click the correct version for the Mac, not the version for the other operating system.

#### 4. Update Java

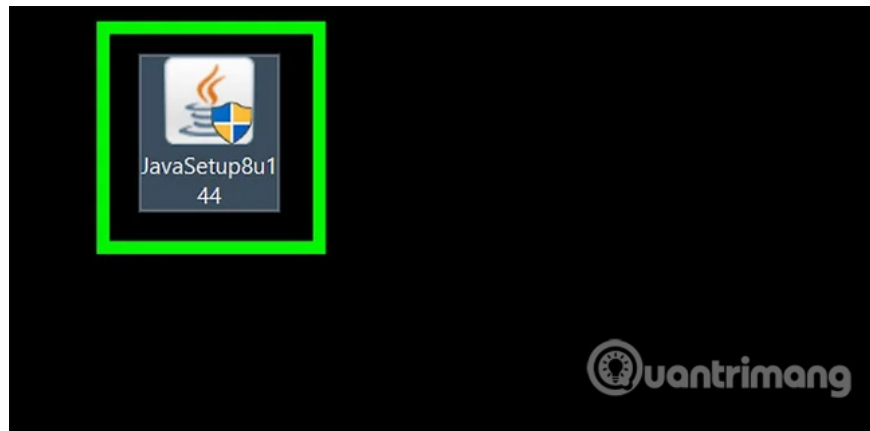


If the JAR file reports an error after double clicking, you need to update Java. To proceed, you need:

1. Open **Apple menu** .
2. Click **System Preferences** .

3. Click **Java** .
4. Click the **Update** tab.
5. Click **Update Now** .

#### 5. Double-click the JAR file again



If this time your JAR file is still not open, it means that the file you are trying to open is not feasible and therefore the file cannot "run" in the usual sense.

Refer to some more articles:

1. How to open, run the .jar file on a Windows computer?
2. How to open the .reg file on Windows
3. 12 extremely useful tricks for JavaScript programmers

Having fun!

You finished reading the article "**Instructions on how to run / open Java files (.jar)**" edited by the [TipsMake](#) team. We hope this article has provided you with many useful tech tips and tricks. You can search for similar articles on tips and guides. Thank you for reading and for following us regularly.