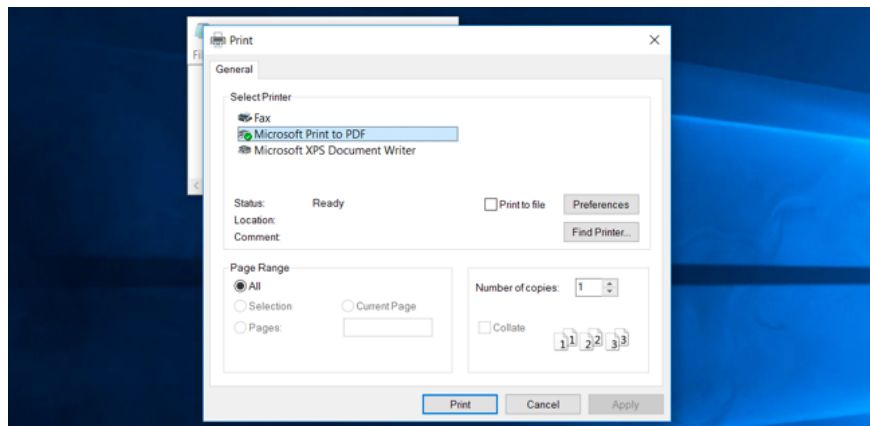


Instructions on how to print PDF files on computers, lap top, phones or tablets

For * .doc or * .dox files ..., printing is quite simple. So what about files in PDF format? The following article The network administrator will guide you how to print PDF files on any computer, lap top, phone and tablet.

PDF files are a fairly common file format today. Most of the documents downloaded online are in the * **.PDF** format. For * **.doc or * .dox files** ., printing is quite simple. So what about files in **PDF** format? Certainly, many people still do not know how to do it. The following article The network administrator will guide you how to print **PDF files** on any computer, lap top, phone and tablet.

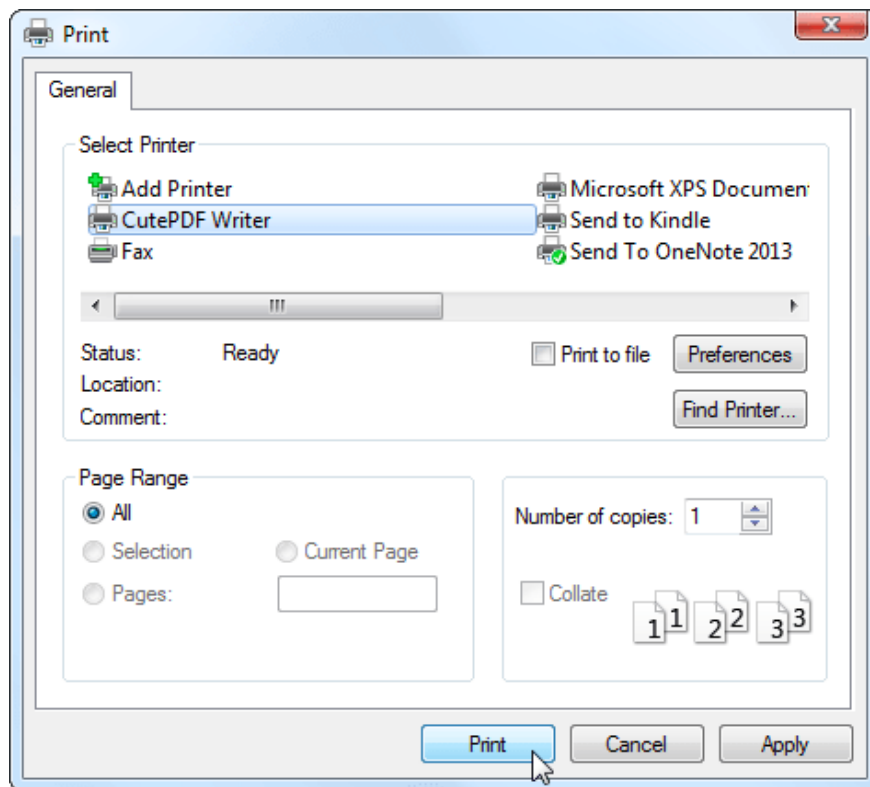
1. Windows 10



On the **Windows** application screen, select any file or document that you want to print. Right-click the file, then select "**Print**" in the **Menu** options bar. You will see the words "**Microsoft Print to PDF**" appear in the "**Print**" section .

Select **Printer** and select the "**Print**" button. Then name the new **PDF file** and the location to save the file.

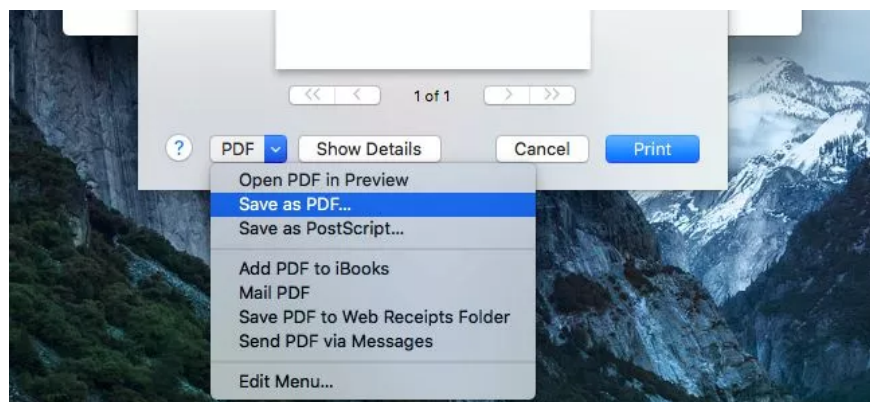
2. Windows 7, 8, and 8.1



For previous **Windows** versions, **PDF** printing feature is not integrated in the operating system, so if you want to print **PDF files**, you must install additional applications and **PDF** printing software. Many people often install **Crapware** software.

There are also a number of other applications that support **PDF** printing. On **Chrome** , you can select the "**Print**" option and select "**Save to PDF**" to print the **PDF file** you want. **LibreOffice** also allows conversion of documents to **PDF**.

3. Mac OS X

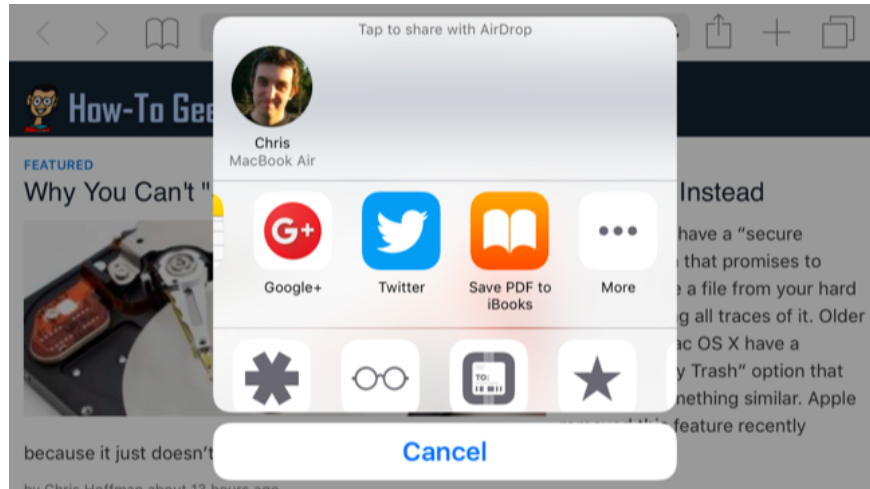


PDF printing is also included on **Mac OS X**. To print **PDF files** on **Mac OS X** , simply select the "**Print**" option on any application. Skip the list of printers that appear on the print dialog box. Instead, simply click on "**PDF**" located at the bottom of the print dialog box and select "**Save as PDF**" . **Mac OS X** will allow you to

save documents to **PDF files** . Your next task is to name the file and choose the location to save the **PDF file**.

For more information: Instructions for converting PDF to Word are free of Vietnamese errors

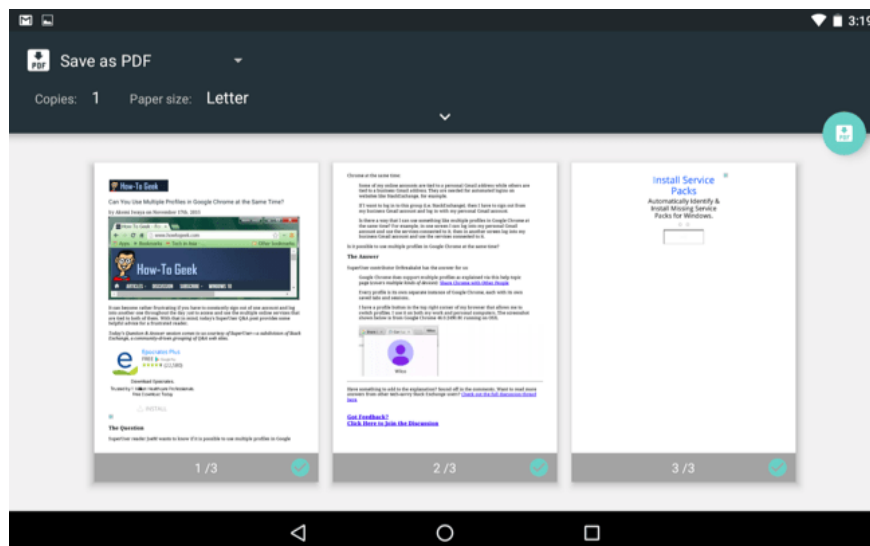
4. iPhone and iPad (iOS)



On **iOS 9** , **Apple** has installed this feature. To print a Web page or document to a **PDF file** , first open the document or Web page. Then tap the "**Share**" button. Scroll down to the list of icons and tap the "**Save PDF to iBooks**" option.

You can open **iBooks** to access your **PDF files** . On **iBooks** you can send **PDF files** or share **PDF files** to everyone.

5. Android



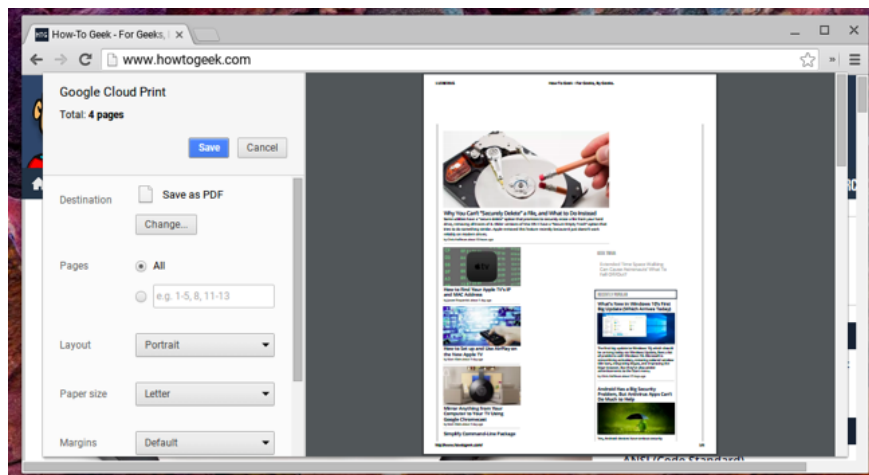
The **PDF file** printing feature is also integrated in the Android operating system for both **regular file** printers and **PDF files** .

Chrome on Android application supports printing of files. Open your **Menu** and then gently tap the '**Print**' option. Next touch '**Save to**' on the menu and select '**Save as PDF**' to save your **PDF file** on your **Android** phone or tablet or tap '**Save to Google Drive**' to save your **PDF file** directly on your account. **Google Drive** account.

If you are using another application that does not support printing, you can use the '**Share**' feature on the **Android** Menu. Installing an application that can convert documents to **PDF files** , you can share any **PDF file** on your application.

See also: A quick guide to converting PDF files to Word Online

6. Chrome OS



Chrome has the ability to print **PDF files** directly, which has the same function as **Chromebook** . On **Chrome** browser , click on **the 3 dash line icon** , then select **Print** .

You will see a new page appear that allows you to preview the document you want to print. Click "**Change**" located under "**Destination**" and select "**Print to PDF**" under "**Local Destinations**" . Select any option you want to change, then click "**Save**" to save your **PDF file** . Name the file and the location where you want to save the file.

Good luck!

You finished reading the article "**Instructions on how to print PDF files on computers, lap top, phones or tablets**" edited by the [TipsMake](#) team. We hope this article has provided you with many useful tech tips and tricks. You can search for similar articles on tips and guides. Thank you for reading and for following us regularly.