





Instructions on how to play and equip Krixi season S1 2023

Krixi is one of the first generals to appear in Lien Quan Mobile. Let's find out how to play and equip this general with TipsMake.com.


Krixi is one of the first generals to appear in Lien Quan Mobile. Although there are now many other mage generals, Krixi's strength still makes many opponents wary. Let's find out with TipsMake.com and understand how to equip this general in season S1 2023.

Krixi's move set

	<p>Passive: Wings of Freedom</p> <p>When a skill hits a target, Krixi's movement speed will be increased.</p>
	<p>Move 1: Virtual Butterfly</p> <p>Krixi sends out a butterfly illusion that flies back and forth, dealing magic damage each turn.</p>
	<p>Move 2: Leaf Storm</p> <p>Krixi calls upon the power of nature to attack enemies, knocking them up and dealing magic damage.</p>
	<p>Move 3: Meteor Shower</p> <p>Krixi calls down a meteor shower that attacks nearby enemies, dealing magic damage and gaining movement speed.</p>

How to increase skills for Krixi

For this general's skill set, players should maximize skill 1. The appropriate skill increase order will be as shown in the table below.



A table showing skill priority for Krixi. It consists of three rows of skill icons, each with a numbered box from 1 to 15. The first row has skill 1 highlighted in blue. The second row has skill 10 highlighted in blue. The third row has skill 12 highlighted in blue.

Summoner Spells for Krixi

For a champion with thin blood like Krixi, players should use the **Flash spell**. With this spell, players can escape from combat more easily.

Gem table for Krixi season S1 2023

For the rune page, we will need to increase Krixi's magic penetration. Specifically:

1. **Red Gem** : Magic Power +4.2, Magic Penetration +2.4
2. **Purple Gem**: 5 Attack Speed ??+1%, Movement Speed ??+1% and 5 Magic Power +2.4%, Magic Lifesteal +1.6%
3. **Green Gem**: Attack Speed ??+0.6%, Magic Penetration +6.4



Badges for Krixi in season S1 2023

In this S1 2023 season, TipsMake.com suggests that players can use the badge system including the Tower of Light and the Abyss of Chaos. Specifically:

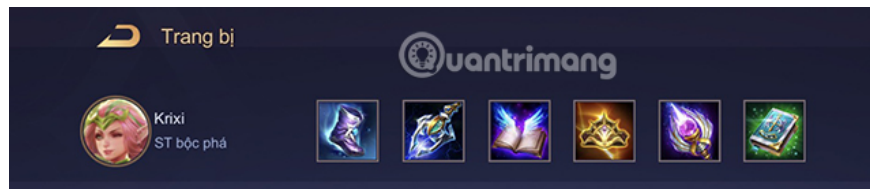
1. **Main Branch: Light Tower**: Level 1 Contrast, Level 2 Secret, Level 3 Divine Light.
2. **Sub-branch: Chaos Abyss**: Level 1 Demonic Fire, Level 2 Strong Attack.



How to build items for Kixi season S1 2023

6 suitable equipment items for Kixi include:

1. **Sorcerer's Shoes:** +60 Movement Speed, +75 Magic Penetration.
2. **Explosive Staff:** +200 Magic Power, +30 Mana Regen/5s, +5% Movement Speed. Echo: Creates a small explosion that deals 100 (+40% bonus Magic Power) magic damage around the target hit.
3. **Soul Book:** +200 Magic Power, +10% Cooldown Reduction, +20 Mana Regen/5s, +300 Max Health. Wanted: Damage that hits the target reduces their healing ability by 40% for 1.5 seconds (if damage is from a basic attack, the effect lasts for 3 seconds).
4. **Hecate's Crown:** +240 Magic Power, +35% Magic Power.
5. **Chaos Staff:** +180 Magic Power, +10% Cooldown Reduction, +40% Magic Penetration.
6. **Holy Book:** +400 Magic Power. Enlightenment: Gain 1400 Health.



In addition, you can refer to the gameplay and equipment of some other mage generals such as:

Summary of Kixi's equipment build for season S1 2023



Instructions on how to play Kixi Lien Quan Mobile season S1 2023

Early game

At this time, Kixi should take advantage of clearing all the soldiers in the mid lane with the skill Phantom Step. A small tip for players is to wait for the soldiers to stand in a straight line and release the skill to achieve the highest efficiency.



After completing the minion clearing process, players should move to the flanks to support their teammates. Especially in areas that are likely to be visited by your jungler, such as the Dragon lane.

Another good way is to move into the enemy jungle to steal some small monsters. However, with this method, players need to observe very well to avoid being killed when the enemy discovers.

Mid and late game

As a mid laner, you are required to cover the map, as well as actively move to control the map and support the lanes to increase the advantage for your team.

Near the end of the game, move together with your teammates to control major objectives or attack the enemy base.

During teamfights, choose your position wisely to be able to use Leaf Storm to knock up as many enemy champions as possible, then use Butterfly and Meteor Shower to deal damage to your target.

Standard combo for Krixi

The combo that can achieve the best effect of Krixi: **skill 1 > skill 2 > skill 3 > skill 1**. With a good amount of damage, Krixi can quickly take down enemy generals with just this 1 combo.



Above is the guide to playing the general Krixi that TipsMake.com wants to introduce to you. Hopefully this article will help you soon master this general.

You finished reading the article "**Instructions on how to play and equip Krixi season S1 2023**" edited by the [TipsMake](#) team. We hope this article has provided you with many useful tech tips and tricks. You can search for similar articles on tips and guides. Thank you for reading and for following us regularly.