




Instructions on how to play and equip Aya season S1 2023

Aya is a support champion with a rather annoying playstyle and is often banned in ranked matches. However, if you have the opportunity to bring Aya into ranked matches, this article will help you grasp the formula for playing Aya effectively.

Aya is a support champion with a rather annoying playstyle and is often banned in ranked matches. However, if you have the opportunity to bring Aya into ranked matches, this article will help you grasp the formula for playing Aya effectively.

Aya's move set

	<p>Passive: Little Squirrel Soul</p> <p>When health is below 40%, Aya turns into a squirrel for 5 seconds and becomes untargetable while gaining a new set of skills.</p>
	<p>Move 1: Light Note</p> <p>Aya fires a light sphere that deals magic damage and slows enemies while revealing them.</p>
	<p>Move 2: Deep Forest Protection</p> <p>Aya flies to transform into a protective armor to protect the target teammate (increases virtual armor when jumping on mages, marksmen, assassins).</p> <p>If already in a virtual armor state, Aya instantly creates a shield for teammates. Pulling the skill will jump away from teammates.</p>



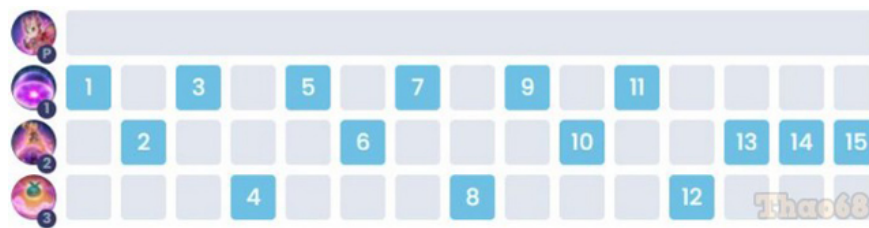
Move 3: Deep Forest Song

Aya creates a magic circle around her teammates with a soul shield, giving them increased movement speed and dealing damage to enemies within range while causing them to transform.

In addition, enemies hit by the move will not be able to attack and will be slowed.

Aya's skill order

Players when using Aya can increase skills in the order as shown in the table below.



Summoner Spells for Aya

Aya is a support champion, so to maximize her ability to protect teammates, the Emergency spell is the most suitable.

Gem table for Aya season S1 2023

Below are suggested gems for Aya in season S1 2023 that readers can refer to.

1. **Red Gem:** Magic Power +4.2; Magic Penetration +2.4
2. **Purple Gem:** Magic Power +2.4 Magic Lifesteal +1%
3. **Green Gem:** Cooldown Reduction +1%



Aya's badges in season S1 2023

For Aya, players can arrange the badge system as follows:

1. **Main branch: Chaos Abyss:** Level 1 Bloodsucking, Level 2 Strong Attack, Level 3 Demonic.
2. **Sub-branch: Origin City:** Super Healing, **Light Tower:** Holy Pearl.



How to build Aya season S1 2023

When playing Aya, players need to equip support items first, then add passive equipment to increase the annoyance and damage potential of this champion.

You can build as follows:

1. Divine Shield Tide
2. Ice Staff
3. Berith Mask
4. Book of Souls
5. Sword of the Sage
6. Explosive Staff



How to play Aya

Early game

In the early game, you should move to the mid lane to support your team in clearing the first wave of minions, while putting pressure on the enemy and gaining vision of the river area.

Then you move down to the dragon lane to support your marksman in clearing minions and take advantage of the scout bird to gain vision.

At this stage, Aya's ability to withstand damage is extremely poor, so you need to limit going high and try to keep a safe distance from your opponent to support your main force to be able to eat soldiers comfortably and swing at teammates to help create a shield to absorb damage when something happens.

Team up with other teammates to control and capture major objectives on the map as they appear to increase your advantage in the early game.



Mid game

In the mid-game, if there is no fighting, you can split up to move to another lane to help your teammates push the minions and gain an advantage when exchanging moves with the opponent.

While merging with teammates, Aya can still use her skills. Try to use the most accurate directional skills to create advantages for the team and open up opportunities to control large targets or take away enemy structures.

Try to stick with your teammates to support each other in time when fighting, avoid going alone if you lose track of the enemy on the mini-map to avoid being caught by the enemy.

Late Game

In the late game, Aya can choose to protect her main force with a strong shield and control ability from skill 1 and ultimate, or she can choose to rush in with the champions who initiate the fight to harass and unleash annoying effects on the opponent with skill 2.

Overall, Aya's playstyle is extremely diverse and you need to consider each match situation. But make sure that even though you are incarnated, you are still part of the match. Don't let your marksman 1vs2 and your team play like it's a 4vs5.

Work with your teammates to control major objectives, participate in taking or contesting key major objectives of the game to increase your advantage in buffs, increasing your chances of ending the match with a final victory.

Aya's combo moves

You can do the Aya combo as follows:

Use skill 2 to swing at teammates > use skill 1 and ultimate to coordinate with teammates to fight and destroy enemies.

Above is **the Guide on how to play and equip Aya season S1 2023** that TipsMake.com wants to send to you. Hope you can apply it successfully and climb the ranks effectively.

You finished reading the article "**Instructions on how to play and equip Aya season S1 2023**" edited by the [TipsMake](#) team. We hope this article has provided you with many useful tech tips and tricks. You can search for similar articles on tips and guides. Thank you for reading and for following us regularly.