

Instructions on how to make a unique Halloween paper mask

With just a few simple steps and easy-to-find widgets, you can own unique 1-0-2 masks to prepare for a Halloween night out with your friends.

With just a few simple steps and easy-to-find widgets, you can own unique 1-0-2 masks to prepare for a Halloween night out with your friends.

With a paper mask you will have a lot of choices for yourself from funny animal figures to celebrities in movies, stories, and games. After choosing a beautiful model, take it to print in color, then cut it and tie it in the first place, you have a "no-touch" accessory to join the Halloween festival.




Please read the article below to be able to prepare yourself a cute paper mask that is extremely simple.

Ingredients to prepare.

1. Carton.
2. Paint brush to color.
3. Painting color.
4. Large rubber band used to tie the mask.

Steps to make paper Halloween masks.

Step 1 : Choose a mask model and bring it to print (you should rely on your face to choose the appropriate print size). You can also paint yourself masks if you have flowers.



Step 2 : After printing, you can choose the color according to your preferences to color the mask.



Step 3 : Cut off the mask part from the hard cover.


Step 4 : Drill 2 small holes on either side of the mask.

Step 5 : Cut your head size rubber band to wear a mask.



So you've got your own paper mask to immerse yourself in the carnival and have fun with your friends at the Halloween festival.

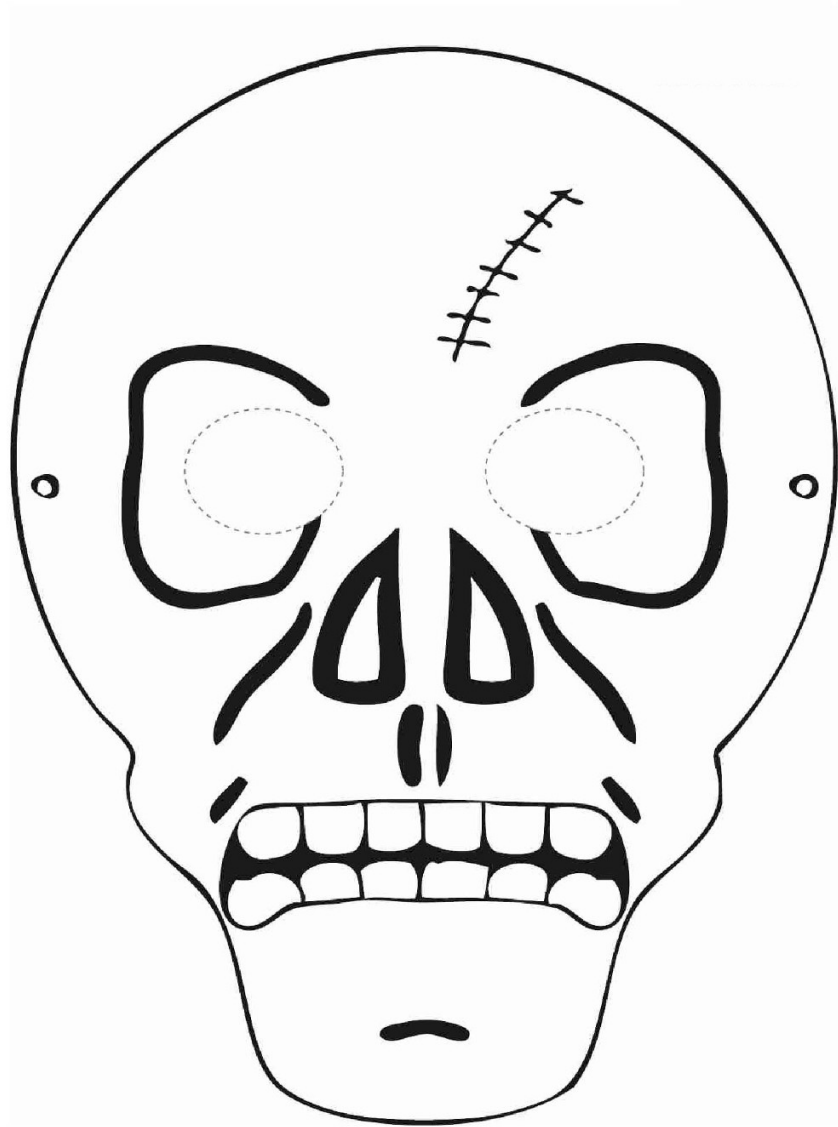
Note : You can also separate each part of the mask and print it on colored paper and then combine it. You can also create other parts to increase the uniqueness and vividness of your mask.



Some models of unique paper masks

Here are some unique paper mask templates, with many pictures, shades from lovely to scary, horror for you to choose.






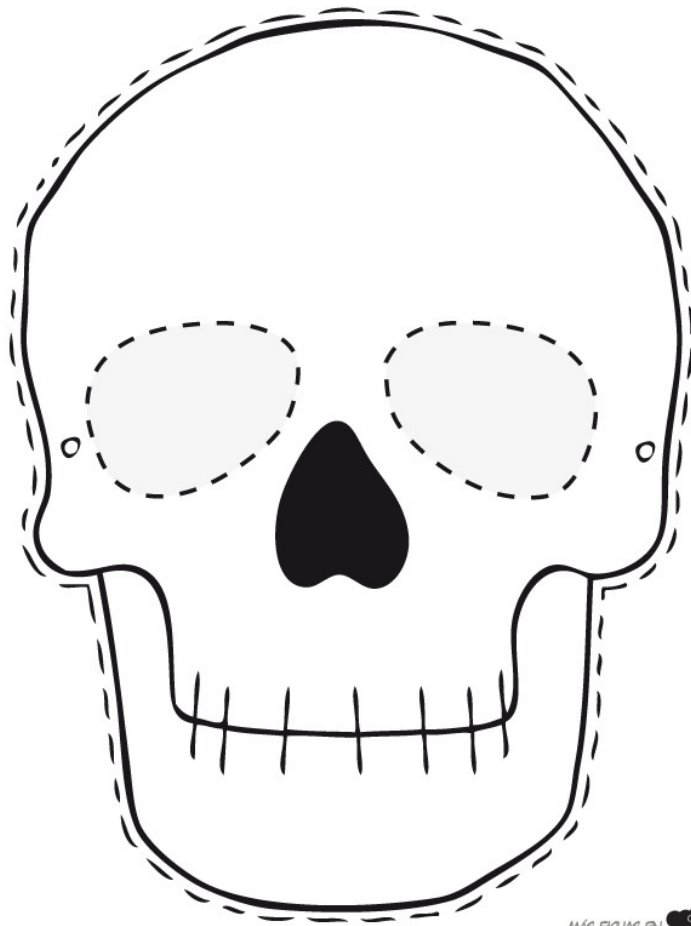






Copyright © 2012 by Kids' Fun Factory. Tutti i diritti sono riservati. "THE DIZ" è un marchio registrato di Kids' Fun Factory, S.p.A. per intero con PagineGialle.it. 00184




<http://www.jolicoloriage.com>
















You finished reading the article "**Instructions on how to make a unique Halloween paper mask**" edited by the [TipsMake](#) team. We hope this article has provided you with many useful tech tips and tricks. You can search for similar articles on tips and guides. Thank you for reading and for following us regularly.
