

Instructions on how to get the Telegram group link

Each group chat on Telegram has its own link. When people click on the group, they will have the option to join the Telegram group immediately.

To join a Telegram group quickly, you can use a group chat link that anyone can access on a computer or phone. Each Telegram group chat has its own link. When you click on the group, you'll have the option to join the group immediately. This article will guide you on how to get your Telegram group link.

How to get the Telegram group link on your phone.

Step 1:


Click on the Telegram group you want to get the group link for. Then click **on the group's profile picture** . On the group information screen, click on "**Add Members**" at the bottom.

17:37



TÌM NGƯỜI 🙋

3 members



 Quantrimang

You set messages to auto-delete in 2 days

You disabled the auto-delete timer

 Message



17:38

52



TÌM NGƯỜI 🐶

3 members

Notifications

On



Add Members



Nguyễn Hoàng
online

Owner



Em yêu
last seen within a month






C Bâu
last seen a long time ago

Media

Links

Voice

GIFs



Step 2:

Next, **click on "Invite to Group via Link"** to get the group link. Immediately below, you will see **the group link** that you can copy and send to anyone who wants to join the chat group.


If you want to adjust the participants, **click Manage Invite Links** below.

17:38



← Add Members

Search for people...

 Invite to Group via Link

 **Angel**
last seen within a month

 **C Bàu**
last seen long time ago

 **Em yêu**
last seen within a month

 **FPT**
last seen within a week

 **Quản trị năng**
time ago

17:39



← Add Members

Search for people...

 Invite to Group via Link

 **Angel Park**
last seen within a month

 **C Bàu**
last seen a long time ago



 **Em yêu**



Invite Link

Anyone who has Telegram installed will be able to join your group by following this link.

t.me/+WtpB



 Copy

 Share

 [Manage Invite Links](#)

Step 3:

Next, click on "**Create a New Link**" to create a link for this group. You will then see several **options for setting up the link** ; you can adjust things like the time limit for accessing the link, and the number of participants (whether or not).

17:45



← Invite Links




Anyone on Telegram will be able to join your group by following this link.



t.me/+Wt



 Copy

 Share

 **Create a New Link**

You can generate new links that expire after they are used.



17:45



New Link

CREATE

Request Admin Approval

Turn this on if you want users to join only after they are approved by an admin.

Limit by time period

1 hour

1 day

1 week

No limit



Set custom duration

You can make the link expire after a certain time.

Limit by number of users

1

10

100

No limit



Enter custom limit

You can make the link work only for a certain number of users.

Link Name (Optional)

Only admins will see this name.

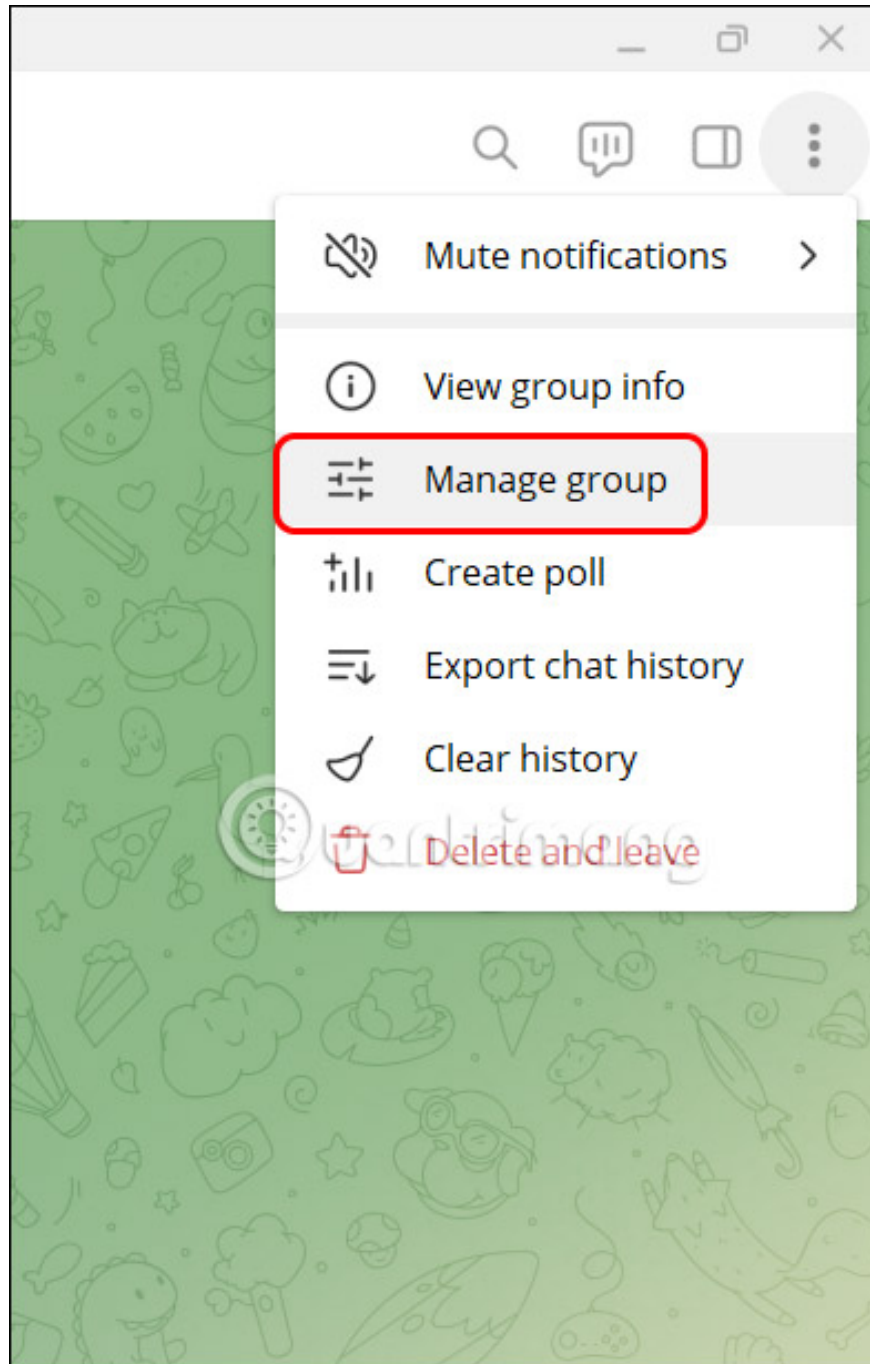


Create Link

Instructions on how to get group links on Telegram PC

Step 1:

On the Telegram PC group interface, users click the **three-dot icon** and then select **Manage group** .



Step 2:

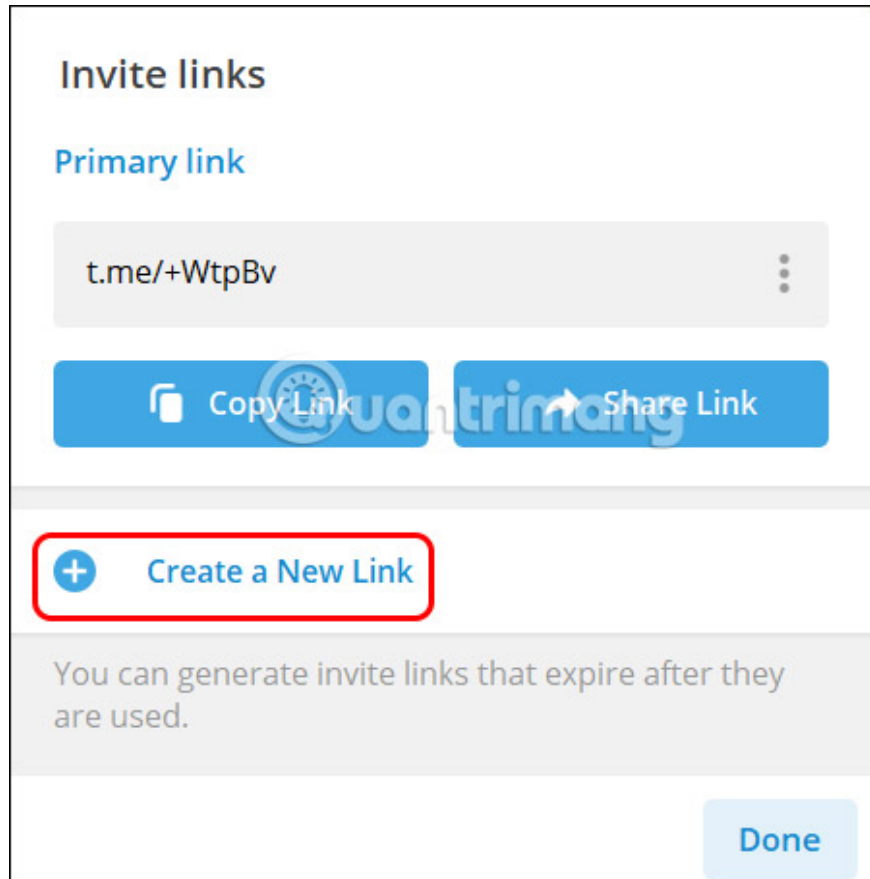
At this point, you will see information about the Telegram chat group. Click on the **"Invite links"** option to view the Telegram group link.

The screenshot shows the 'Edit group' interface in Telegram. At the top, there's a profile picture of a man and the group name 'TÌM NGƯỜI' with a dog emoji. Below that is a 'Description (optional)' field. A list of settings follows: 'Group type' (Private), 'Chat history for new members' (Hidden), 'Topics' (disabled), 'Reactions' (All), 'Permissions' (13/13), 'Invite links' (1), 'Administrators' (1), and 'Members' (3). The 'Invite links' option is highlighted with a red box. At the bottom right, there are 'Cancel' and 'Save' buttons.

Setting	Value
Group type	Private
Chat history for new members	Hidden
Topics	Off
Reactions	All
Permissions	13/13
Invite links	1
Administrators	1
Members	3

Step 3:

The result will show you a **Telegram group link** that we can share with others. Below, **click on "Create a New link" to set limits for the group link** .



Step 4:

We will set time limits for joining the link as well as the number of people who can join the chat group if needed, then **click Create** below to create a new link for the Telegram chat group.

New Link

Request admin approval



Turn this on if you want users to join only after they are approved by an admin.

Link Name (optional)

Only admins will see this name.

Limit by time period

- No limit
- 1 hour
- 1 day
- 1 week
- Custom

You can make the link expire after a certain time.

Limit by number of users

- No limit
- 1
- 10

You finished reading the article "**Instructions on how to get the Telegram group link**" edited by the [TipsMake](#) team. We hope this article has provided you with many useful tech tips and tricks. You can search for similar articles on tips and guides. Thank you for reading and for following us regularly.
