

Instructions on how to delete Copilot history in Edge Windows

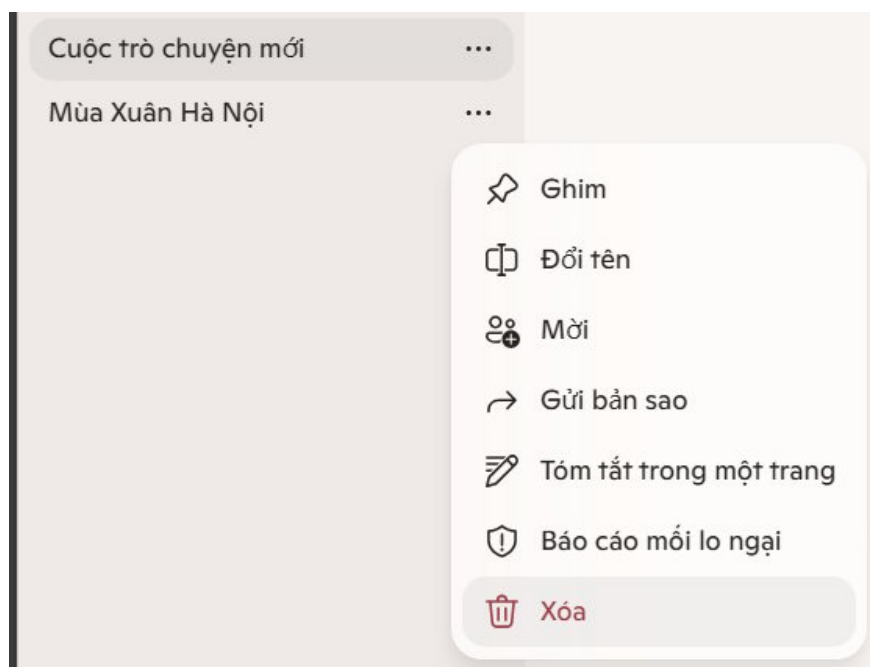
Copilot is built into the Microsoft Edge browser. While it's not possible to completely remove Copilot from Edge, Microsoft allows you to control its activity and data.

Copilot is built into the Microsoft Edge browser for your use. While you can't completely remove Copilot from Edge, Microsoft allows you to control its activity and data. You can manage, export, or delete your Copilot history at any time, and even disable Copilot features in Edge if you don't use them. Here's how to delete Copilot history in Edge.

How to delete Copilot chat history

You can manage and delete Copilot chat history from several places, including Microsoft Edge, the Copilot web app, and your Microsoft account privacy settings.

Access **the Copilot website** on your Edge browser. Then, look to the left side to find the conversation you want to delete, **tap the three-dot icon** , and select **Delete** from the menu that appears.

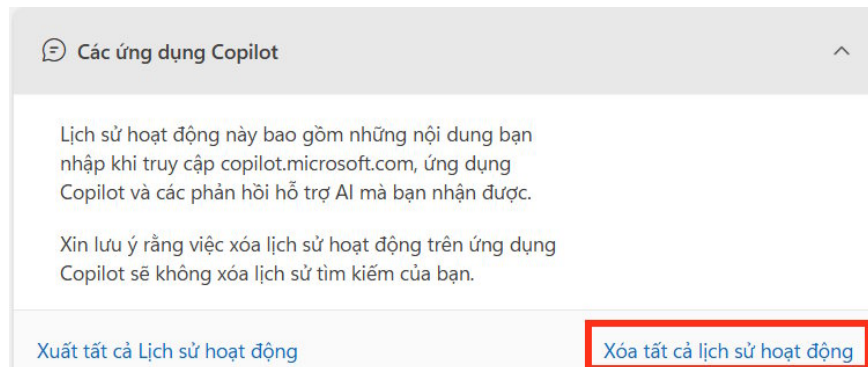


If you want to **delete all conversations from Copilot** at once, you need to delete all Copilot activity history from your Microsoft account.

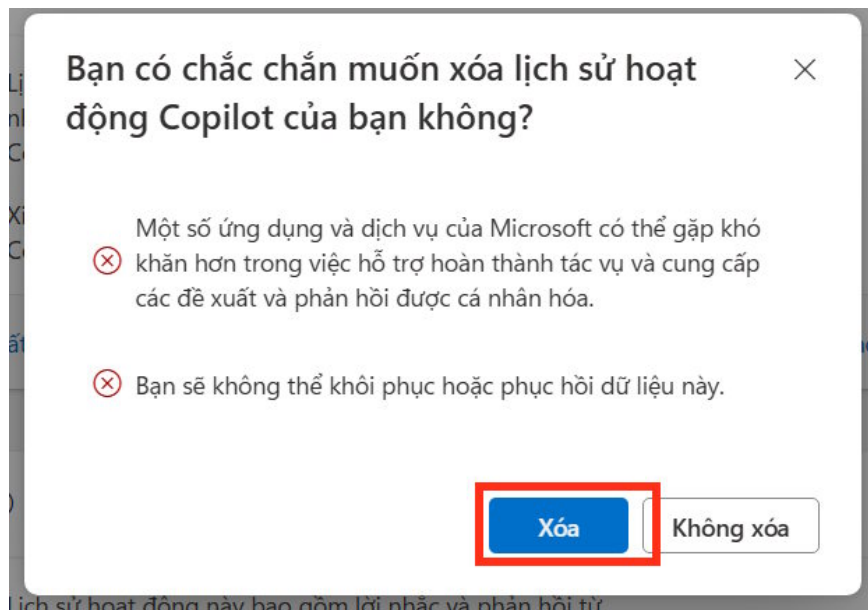
Access the Copilot admin page using the link below.

1. Copilot Admin Page

Log in to your Microsoft account, then in the **Copilot applications** interface , click **Delete all activity history** .



Press Delete below to proceed.



How to delete history on Microsoft 365 Copilot

We will access the Microsoft account management page, then scroll down to **the Copilot section in the Microsoft 365 app** .

Continue by **clicking on Delete all activity history** .



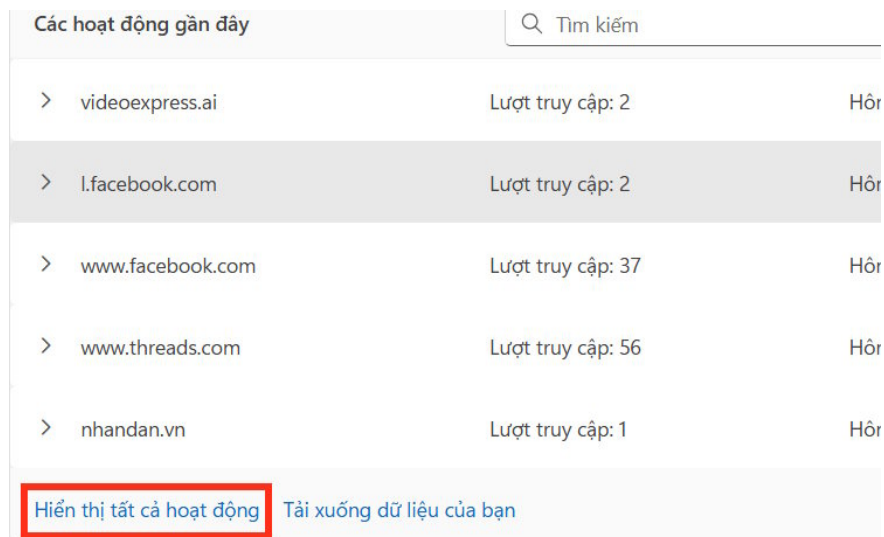
How to delete browsing and search history on Copilot

Searches related to Copilot may also appear in your Bing search history or browsing activity, especially if you used Bing with Copilot-enabled search.

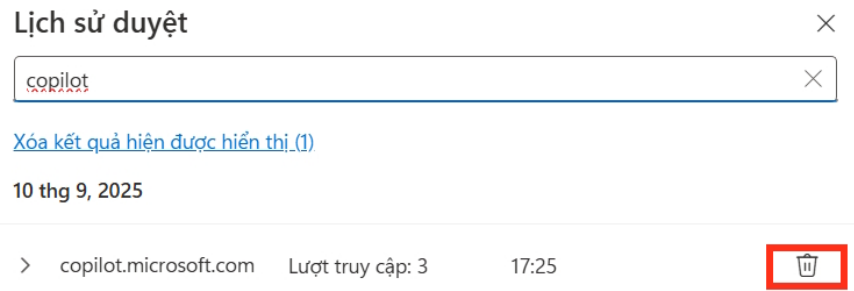
You can access it via the link below.

1. Manage your browsing history on Copilot.

In the **Browsing History or Search History interface** , select **Show all activity** .



Enter the keyword "copilot" into the search bar to filter results related to Copilot. When results appear, **click the trash can icon to delete them** .



You finished reading the article "**Instructions on how to delete Copilot history in Edge Windows**" edited by the [TipsMake](#) team. We hope this article has provided you with many useful tech tips and tricks. You can search for similar articles on tips and guides. Thank you for reading and for following us regularly.
