

Instructions on creating open-ended questions for a paragraph on Twitter

If you want to turn a text into a more engaging learning activity instead of just reading, copying, and answering mechanically, creating open-ended questions using Twee will make the lesson more dynamic.

If you want to make a text more engaging and interactive, rather than just reading, copying, and answering mechanically, creating open-ended questions using Twee will make the lesson more lively. This is incredibly useful for teachers as it provides an innovative way to teach. Without spending hours thinking of questions, you can still create high-quality classroom activities that not only help students understand the lesson but also make them more active. Below is a guide on how to create open-ended questions for a text on Twee.

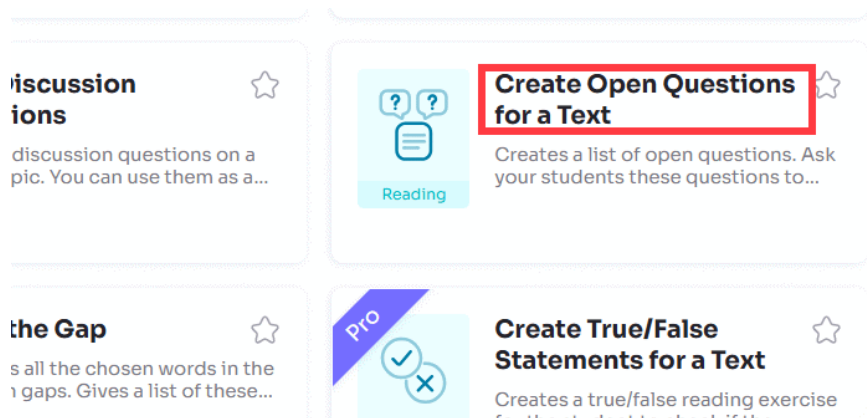
How to create open-ended questions for a paragraph on Twitter

Step 1:

Teachers can access the Twee website via the link below and register for an account to use it.

<https://app.twee.com>

Next, in the Twee teaching and learning activities interface, look down and click on the " **Create Open Questions for a Text**" activity .



Step 2:

In the new interface, you first need to **paste the text** into the box, with a maximum of 2000 characters.

Text

In the future, jobs will be very different from today. Technology is growing fast, so many new jobs will appear. Some people may work as robot designers, helping to create smart robots that can do housework or help doctors in hospitals. Others might become space tour guides, taking people on trips to the Moon or even Mars.

Computers and the Internet will be very important in future jobs. Many people will work online from home. For example, a teacher can teach students from different countries using a computer. A doctor can also help patients through video calls. This means people can work anywhere in the world.

However, future jobs are not only about technology. Some jobs will help protect

Scroll down to set the difficulty level for the open-ended question in the text. You can choose from the options in the list.

CEFR	Grade	Age
A1 (Elementary)		
A2 (Pre-Intermediate)		
✓ B1 (Intermediate)		
B2 (Upper-Intermediate)		
C1 (Advanced)		
C2 (Proficiency)		

B1 (Intermediate) ▼

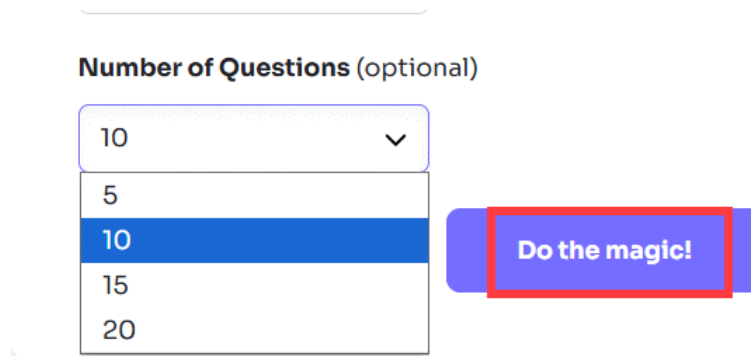
Alternatively, below we can choose to create questions based on the students' age.

CEFR	Grade	Age
5-6 years	7-8 years	
9-10 years	11-12 years	
13-14 years	15-16 years	
17-18 years	18+	

13-14 years old ▼

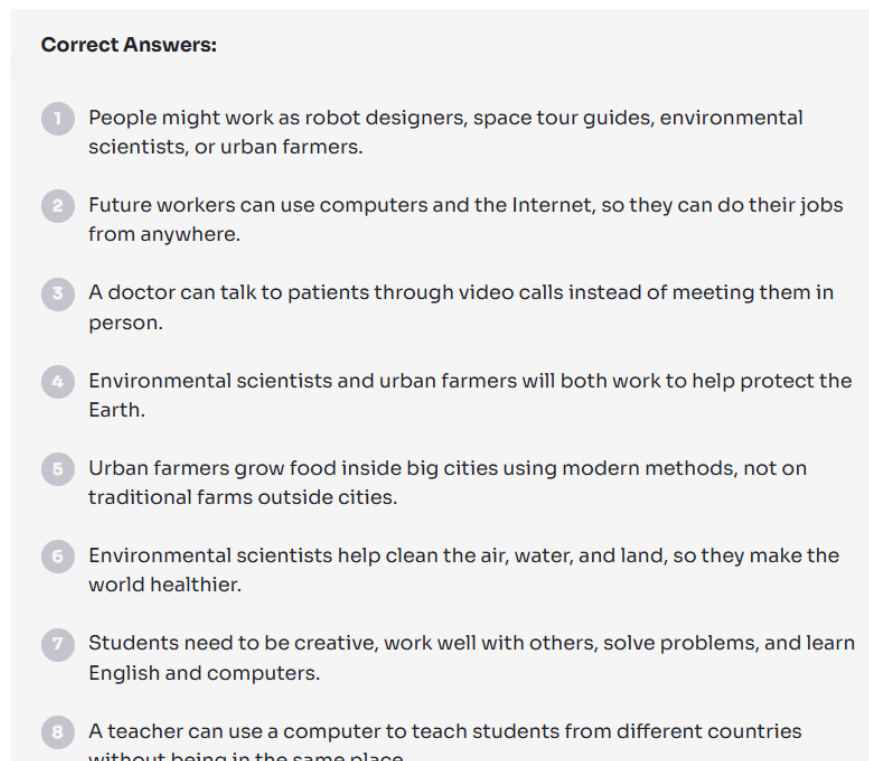
Step 3:

Once you've selected the difficulty level for the questions, choose **the number of questions you want to create based on the text** you used, **then click "Do the magic"** to generate them.



The image shows a user interface for generating questions. It features a dropdown menu titled "Number of Questions (optional)" with the number "10" selected and highlighted in blue. To the right of the dropdown is a blue button with the text "Do the magic!" in white, which is highlighted with a red rectangular border.

Wait a moment and you will see a list of open-ended questions for the lesson passage. Teachers can copy these questions to use in their lectures.



The image shows a section titled "Correct Answers:" containing a list of eight numbered answers. Each answer is preceded by a small circle containing a number from 1 to 8.

- 1 People might work as robot designers, space tour guides, environmental scientists, or urban farmers.
- 2 Future workers can use computers and the Internet, so they can do their jobs from anywhere.
- 3 A doctor can talk to patients through video calls instead of meeting them in person.
- 4 Environmental scientists and urban farmers will both work to help protect the Earth.
- 5 Urban farmers grow food inside big cities using modern methods, not on traditional farms outside cities.
- 6 Environmental scientists help clean the air, water, and land, so they make the world healthier.
- 7 Students need to be creative, work well with others, solve problems, and learn English and computers.
- 8 A teacher can use a computer to teach students from different countries without being in the same place.

Step 4:

Next, click **the Create button** in the upper right corner to create the test and send it to the students. In this test interface, below each question, there is a section for entering the answer.

3 How can a doctor help patients without meeting them in person?

Type your answer here...

4 What jobs will help protect the Earth?

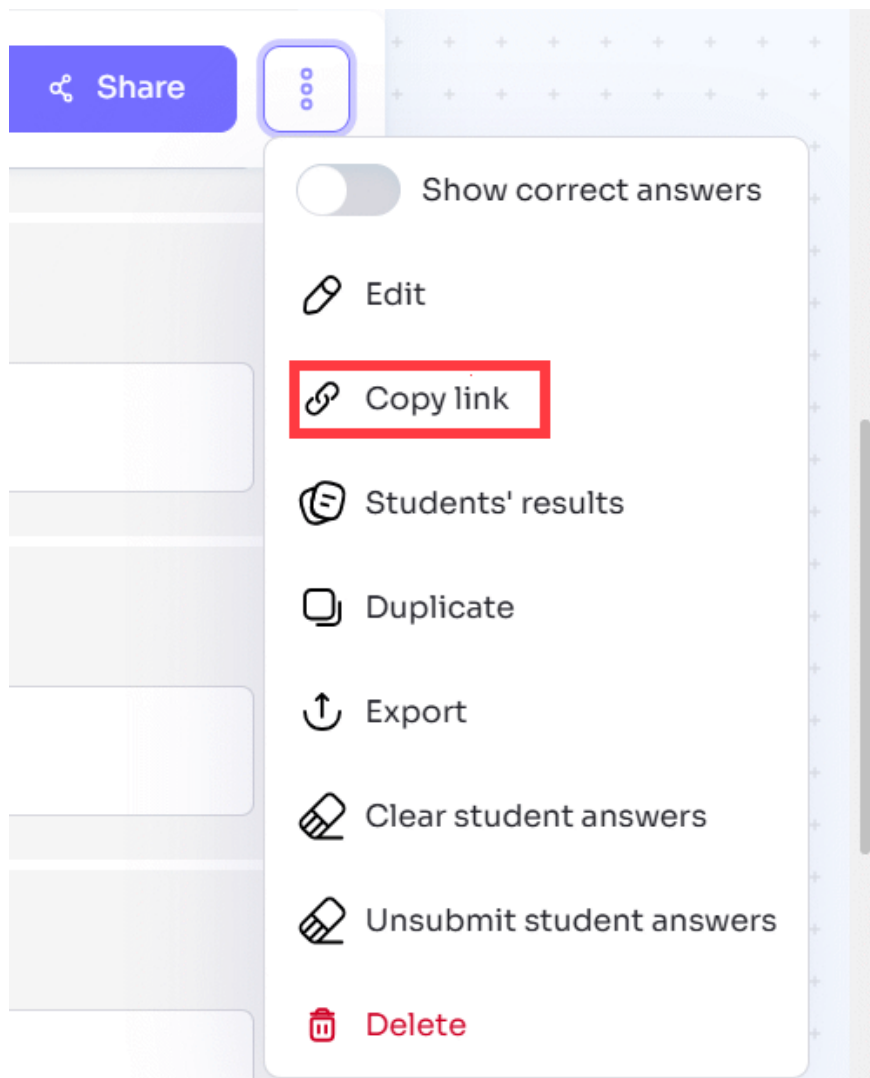
Type your answer here...

5 How do urban farmers grow food differently from traditional farmers?

Type your answer here...

6 Why are environmental scientists important for the future?

You click on the three-dot icon and then **select "Copy link"** to send it to the students to answer the question.



You finished reading the article "**Instructions on creating open-ended questions for a paragraph on Twitter**" edited by the [TipsMake](#) team. We hope this article has provided you with many useful tech tips and tricks. You can search for similar articles on tips and guides. Thank you for reading and for following us regularly.