

# Guide to creating infographics on Manus

In this article, we will guide you through creating an infographic on Manus based on the document you upload. Importantly, users will have the option to choose which design tools to use.

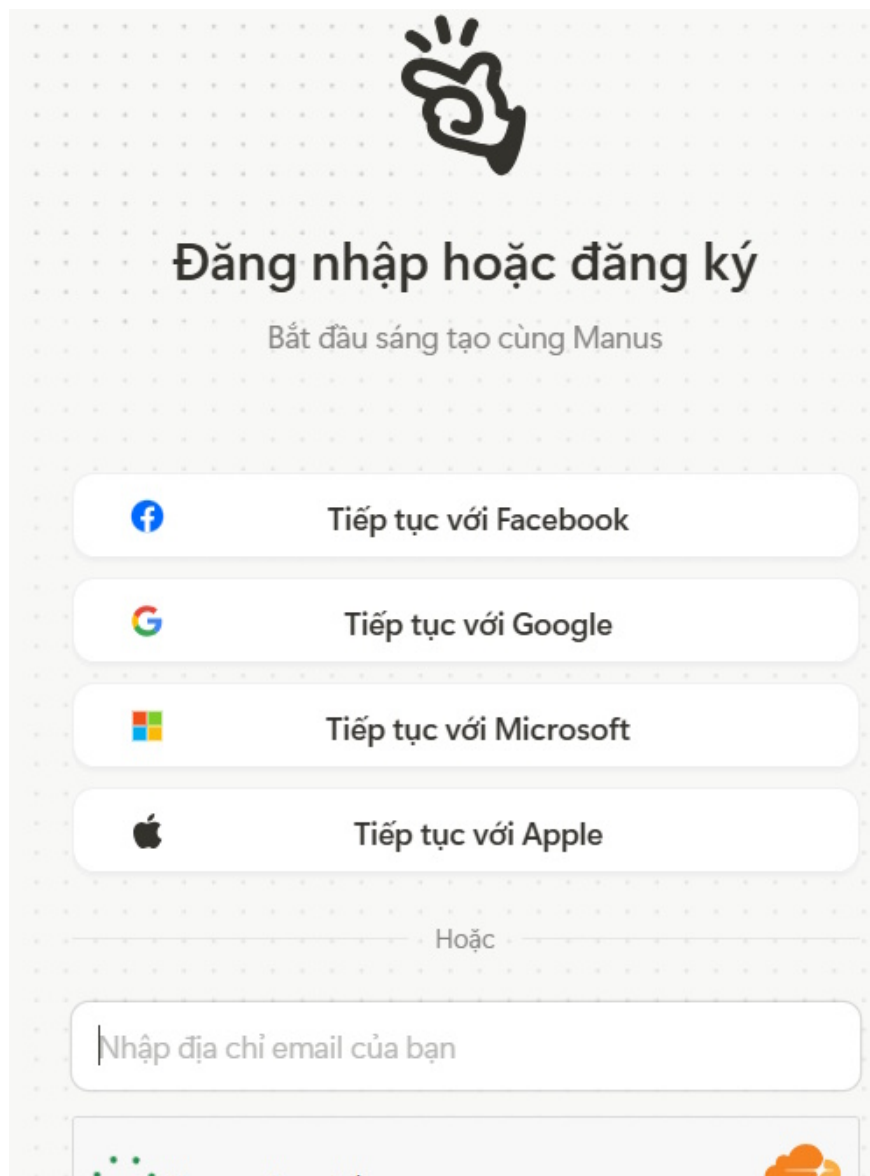
Manus is a new AI tool that supports many features for creating various types of content for users to experience. In this article, we will guide you on creating infographics on Manus based on the documents you upload. Importantly, users will have the option to choose which tools to use in the design process. Below is a guide on using Manus to create infographics.

## Guide to creating infographics using Manus

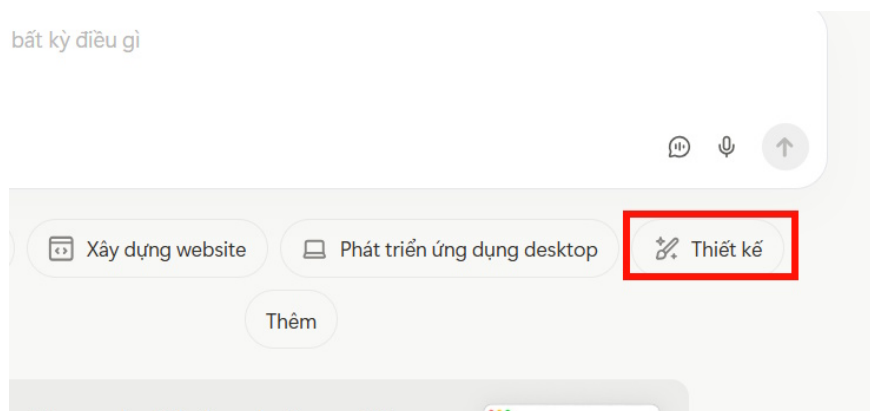
### Step 1:

We access Manus via the link and register an account using our Google account.

1. Visit the Manus website.

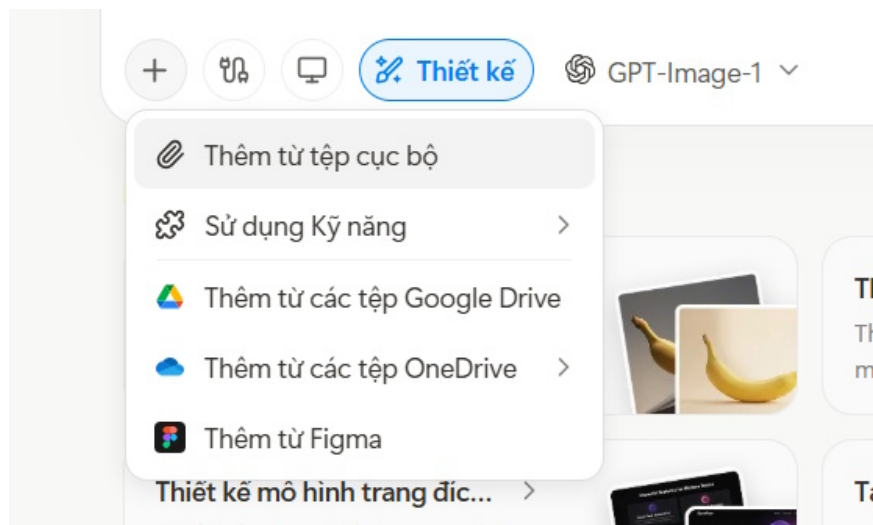


After creating an account, you will see the chat window; **click the Design tool** .

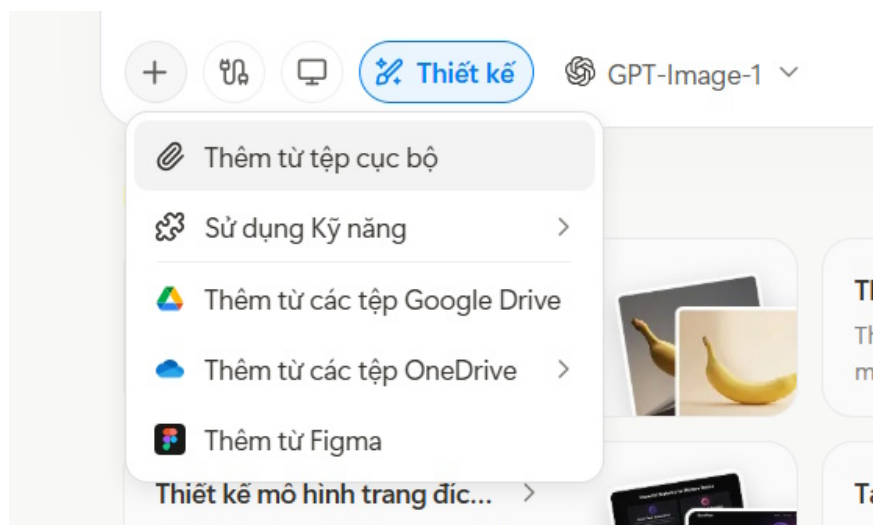


**Step 2:**

Now, click the plus sign and select "Add file from local" to upload the reference data to Manus.

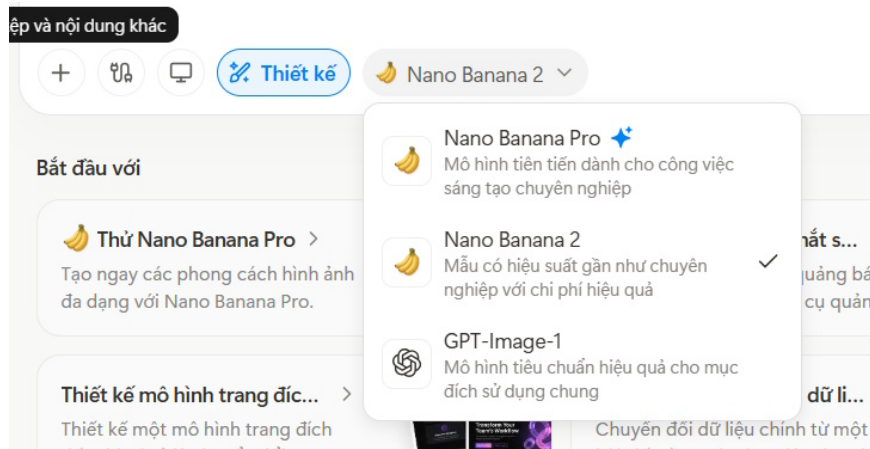


Next, we select the tool to use from the list as shown below.



Next, enter the command to create a graphical information sheet based on the document you uploaded; you can refer to the example below.

T? tài li?u t?i lên hãy t?o cho tôi hình ?nh ?? h?a thông tin theo chi?  
u ngang dành cho h?c sinh l?p 7, tìm t?t nh?ng m?c s? ki?n có n?m chi ti?  
t, n?i dung c?a t?ng m?c s? ki?n



### Step 3:

The tool analyzes the document and then summarizes its content according to your input.



The result is the infographic below.

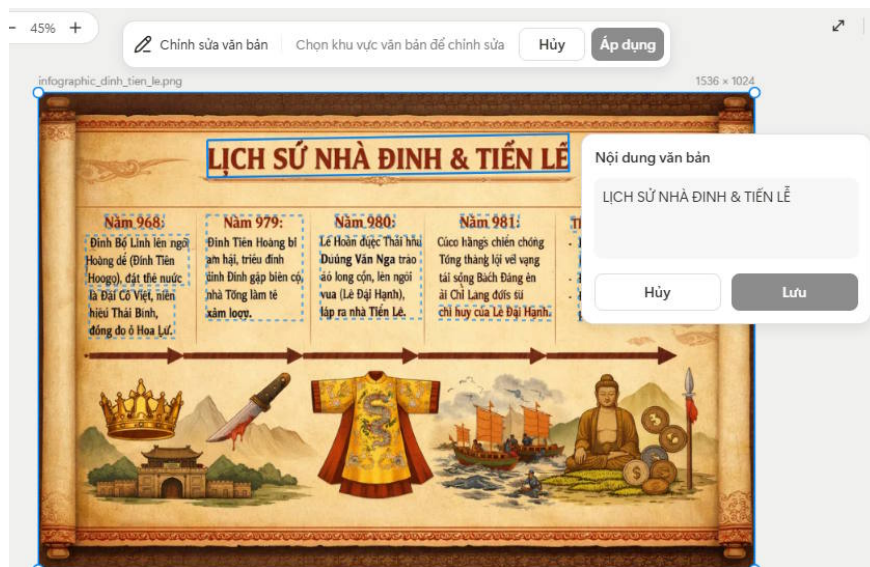


### Step 4:

You can tap on the image and select **Edit Text** to adjust the content if you want to change it.



Re-enter the new content to replace the old content, then **click Save** to apply the changes.



**Step 5:**

Finally, click **the download icon** to download the image. Below is the infographic created from the document you uploaded.



**Note:** Manus still has font errors when using Vietnamese content, so please be careful when using it .

You finished reading the article "**Guide to creating infographics on Manus**" edited by the [TipsMake](#) team. We hope this article has provided you with many useful tech tips and tricks. You can search for similar articles on tips and guides. Thank you for reading and for following us regularly.