

Instructions on converting videos into lesson plans using NotebookLM

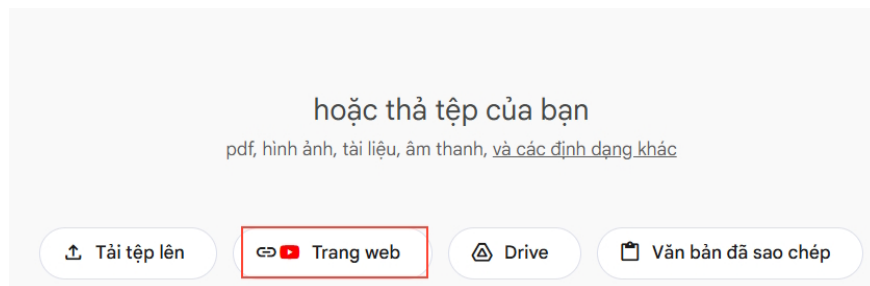
From a single video, teachers can utilize NotebookLM to create various teaching materials for reference in their work.

Teachers can convert lecture content into slides and videos using NotebookLM . Have you ever tried converting a video into a lesson plan? From a single video, teachers can utilize NotebookLM to create various teaching materials for reference. Below is a guide on converting a video into a lesson plan using NotebookLM.

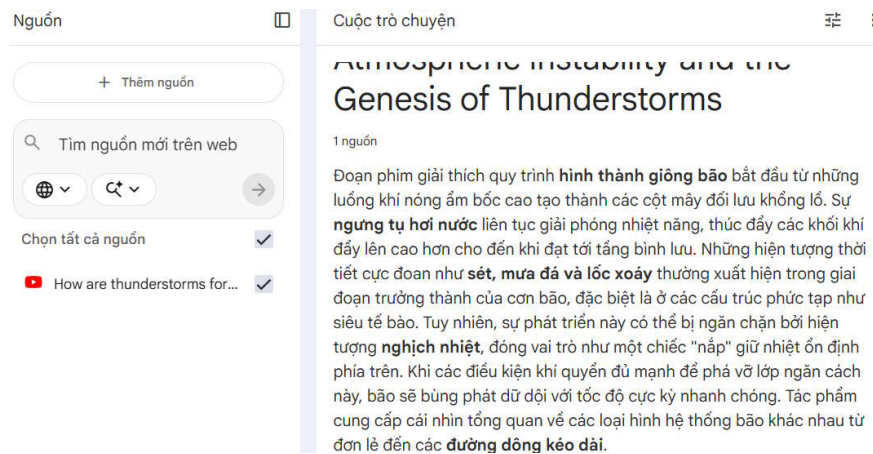
A guide to summarizing content from videos on NotebookLM.

For example, convert an English YouTube video about the formation of thunderstorms. Teachers should note that **the video needs subtitles** so that NotebookLM can read the content.

In the NotebookLM interface, **select "New Note,"** then choose **"Website" as the source** , and **paste the YouTube video link** . Then **click "Insert"** to import the video source into NotebookLM for content analysis.

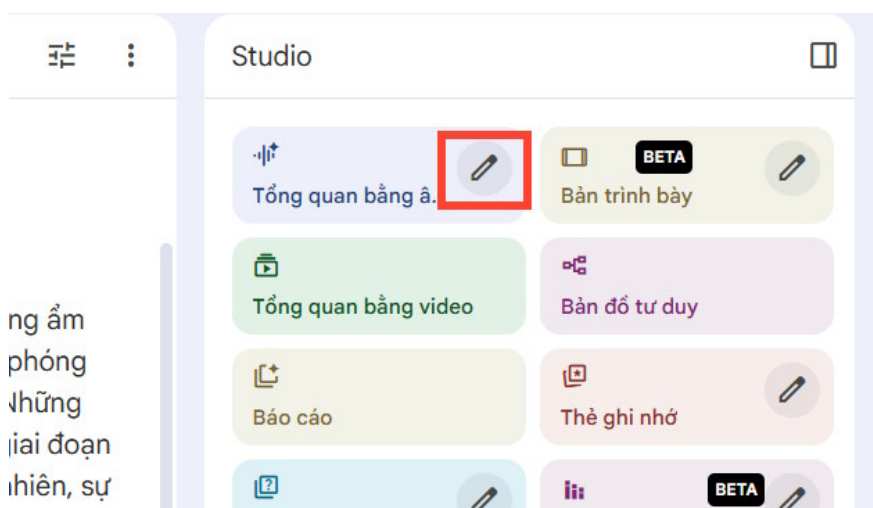


The result will show you a concise, brief, and detailed summary of the video source.



Create English listening practice exercises from videos on NotebookLM

After you have the content from the video, look to the side **and click on the pen icon in the Audio Overview section** .



Continue adjusting the length of the audio file. **Enter the following command below** , then **click Create** to execute the command.

Tạo bài luyện nghe ngắn, sử dụng tệp video ngắn và sinh đề dạng nghe và tóm tắt thông tin

Một cuộc trò chuyện sôi nổi giữa 2 máy chủ AI, phân tích và kết nối các chủ đề trong nguồn của bạn

Thông tin tổng quan ngắn gọn giúp bạn nắm bắt nhanh các ý tưởng chính dựa trên nguồn của mình

Một bài đánh giá của chuyên gia về các nguồn bạn có, đưa ra ý kiến phản hồi mang tính xây dựng để giúp bạn cải thiện tài liệu

Một cuộc tranh luận sâu sắc giữa 2 máy chủ AI, làm sáng tỏ các quan điểm khác nhau về nguồn của bạn

Chọn ngôn ngữ

English

Độ dài

Ngắn

✓ Mặc định

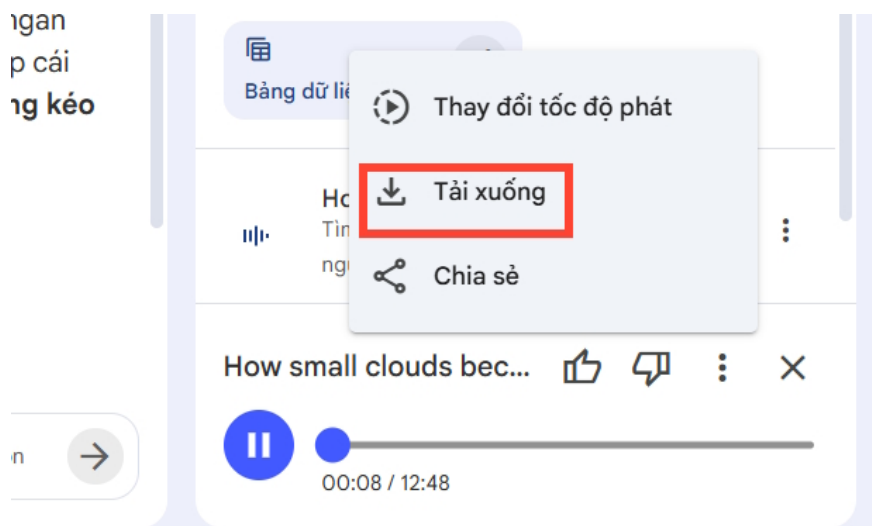
Dài

Máy chủ AI nên tập trung vào điều gì trong tập này?

Tạo bài luyện nghe ngắn, sử dụng từ vựng đơn giản để học sinh dễ dàng nghe và nắm bắt thông tin

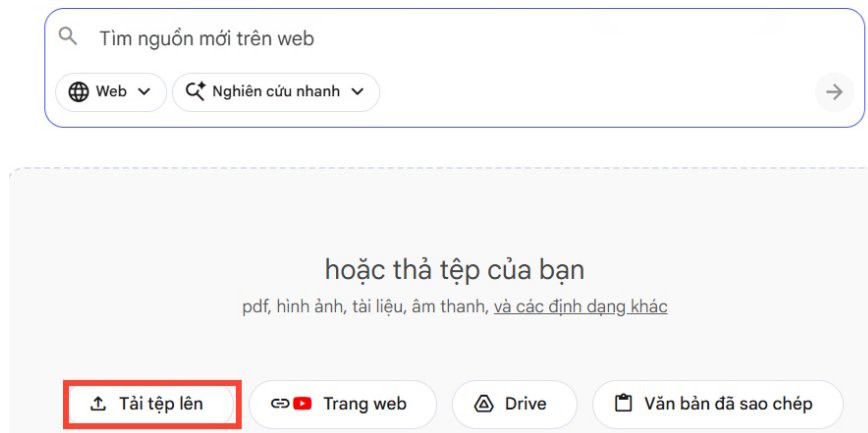
Tạo

Wait a moment and you'll have the audio file created from the information in the uploaded video. To download this audio file, click **the three-dot icon and select Download** .



Create audio-based reading materials in NotebookLM.

Once we have **the audio summary file** , we can download it back and convert it into text.



You enter the command to rewrite the video content into a script in English , and you will get the entire content as shown below. From this content, teachers can develop reading comprehension exercises, fill-in-the-blank tests, etc.

[Scene: A podcast studio setting]

Host A: Welcome to the Deep Dive. We have a very special mission for today's show 1 . We're going to explore the fascinating science of the sky at a gentle, deliberate pace 1 .

Host B: That's right. We are using simple, clear English today, making this a perfect listening practice session for our audience 1 .

Host A: Today, we are unpacking a video from the Weather Network called "How are thunderstorms formed?" 2 . Have you ever wondered how a small, puffy white cloud suddenly transforms into a giant, dark, scary thunderstorm? 2 It can turn from a nice summer day into a monster storm in just minutes 2 .

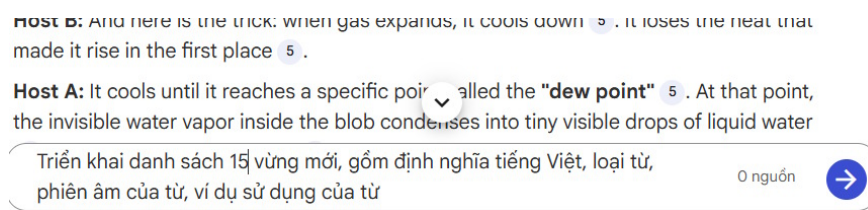
Host B: To understand a massive storm, the sources say we have to start very small 3 . Let's start with a single "blob" of warm, humid air near the ground 3 . There is a basic physical rule: Hot air rises 3 .

Host A: Exactly. It's like a hot air balloon 4 . As the blob of air is warmer than the air around it, it rises 4 . But as it goes higher, it expands because there is lower pressure high up in the sky 4 .

Host B: And here is the trick: when gas expands, it cools down 5 . It loses the heat that

Create a vocabulary list from content on NotebookLM

Based on the above content, teachers can enter commands to create a list of new vocabulary words, including their Vietnamese definition, part of speech, pronunciation, and usage examples.



As a result, the teachers have obtained a new vocabulary list to use in their lessons.

STT	Từ vựng (Vocabulary)	Loại từ & Phiên âm	Định nghĩa tiếng Việt	Ví dụ từ nguồn tài liệu
1	Blob	Danh từ /blɒb/	Một khối khí nhỏ, một giọt hoặc một miếng vật chất không hình dạng.	"Imagine a single blob of warm humid air near the ground." ¹
2	Expand	Động từ /ɪk'spænd/	Giãn nở, nở ra, trở nên lớn hơn về kích thước.	"But as our warm blob of air rises higher, it expands , meaning it gets bigger." ²
3	Pressure	Danh từ /'preʃ.ər/	Áp suất, áp lực của không khí đè xuống.	"There is lower pressure higher up in the sky." ²
4	Dew point	Danh từ /'di: pɔɪnt/	Điểm sương: Mức nhiệt độ mà tại đó hơi nước	"If the temperature drops to a specific point called the

You finished reading the article "**Instructions on converting videos into lesson plans using NotebookLM**" edited by the [TipsMake](#) team. We hope this article has provided you with many useful tech tips and tricks. You can search for similar articles on tips and guides. Thank you for reading and for following us regularly.