

# Instructions for viewing the list of downloaded applications on iPhone and iPad

Surely during the time of using iPhone or iPad, you will download a lot of applications and delete many of them. However, iOS has the function to store data, so you can view all downloaded applications and reload them if you want. Please follow the article below for more details!


Surely during the time of using iPhone or iPad, you will download a lot of applications and delete many of them. However, iOS has the function to store data, so you can view all downloaded applications and reload them if you want. Please follow the article below for more details!

1. How to view the battery percentage on iPhone X
2. Security "security" for iPhone. How many methods do you know?

## How to view a list of downloaded apps on iPhone and iPad

First, you need to open the App Store application and click the **Profile** icon at the top right of the screen and then click **Purchased**.

# Apps



FEATURED

**MyFitnessPal**  
Meal plan like a champ



## This Week's Favourites

[See All](#)



**MotoGP™**  
Sports

GET

In-App Purchases



**MyFitnessPal**  
Calorie Counter & Diet Tracker



Today



Games



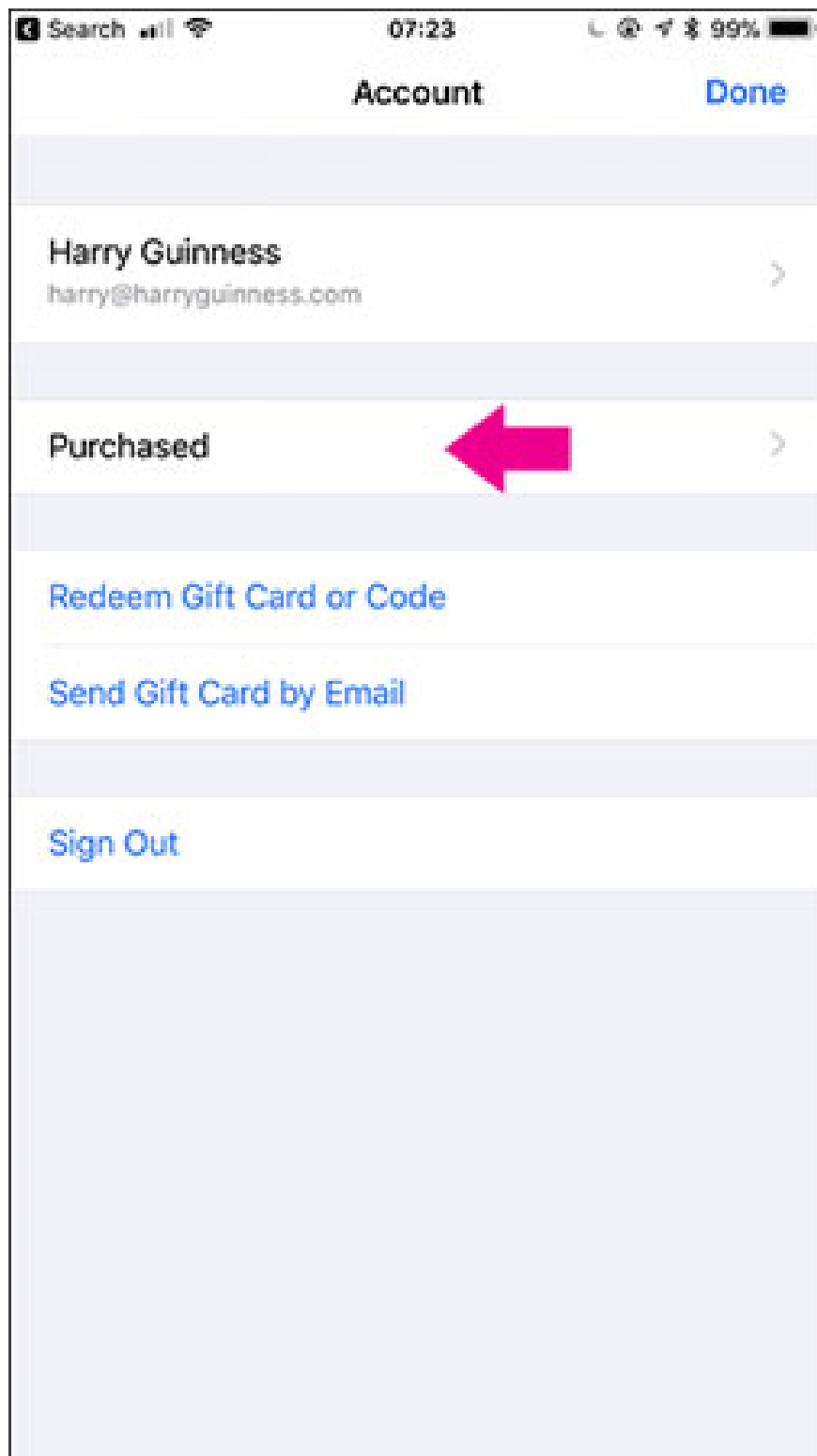
Apps




Updates




Search



Now, you will see a list of applications that you have downloaded. You can filter this list with all applications (All) or only applications that are not on iPhone (Not on This iPhone).



To reload any application, click the Cloud icon next to it. If you want to remove certain apps from the list, swipe the app to the left and click **Hide**.



If you've updated your device to iOS 11, you won't be able to download old 32-bit applications. Many games from the first iOS versions will not be supported anymore.

Surprisingly, you can reload the application removed by Apple from the App Store or the old application has been removed by the developer.

Good luck!

See also: [How to turn off auto-light on iOS 11](#)

You finished reading the article "**Instructions for viewing the list of downloaded applications on iPhone and iPad**" edited by the [TipsMake](#) team. We hope this article has provided you with many useful tech tips and tricks. You can search for similar articles on tips and guides. Thank you for reading and for following us regularly.

---