

Instructions for using Home with Control Center on iPhone

How to open and turn off HomeKit feature quickly? How to adjust flash intensity and colors on iOS 11? You can do all of this with the Home control panel in the Control center.

How to open and turn off HomeKit quickly? How to adjust flash intensity and colors on iOS 11? You can do all of this with the Home control panel in the Control center.

New point of Control center in iOS 11 is the Home control panel. With this control panel you can flick and control all features in HomeKit. If your device has 3D Touch, you can access options such as light intensity and color rather than just turning on or off the features.



How to access the Home tool in Control center

9:41



A



B



C



D



E



F



G



H



Messages



Fantastical



Capital One



Clock



Music



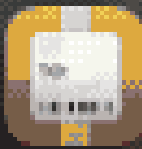
Casts



iPassword



Home



Deliveries



Trello



August



Photos



Instagram



Amazon



Debit & Credit



Dropbox



You can open Control Center from the main screen, from within the application or from the lock screen.

1. With **iPhone X** , touch the top right corner of the screen or swipe the screen from top to bottom.
2. With the **older iPhone** , touch the frame below the screen or swipe the screen from bottom to top.
3. Click the **Home** icon in the Control Center.

How to turn on / off HomeKit in the Control Center

11:56



A



B




C




D



E



F



G



H



Messages



Fantastical



Capital One



Clock



Music



Casts



1Password



Home



Deliveries




Trello



August



Photos



Instagram




Amazon



Debit & Credit



Dropbox



With the new Control Center, you can turn on HomeKit by touching the corresponding icon.

1. Access the Home tool in the Control Center according to the steps above
2. Click **Accessory** to enable or disable HomeKit.

How to change options for Home in the Control Center

11:57




A



B




C




D



E



F



G



H



Messages



Fantastical



Capital One



Clock



Music



Casts



1Password



Home



Deliveries



Trello



August



Photos



Instagram



Amazon



Debit & Credit



Dropbox



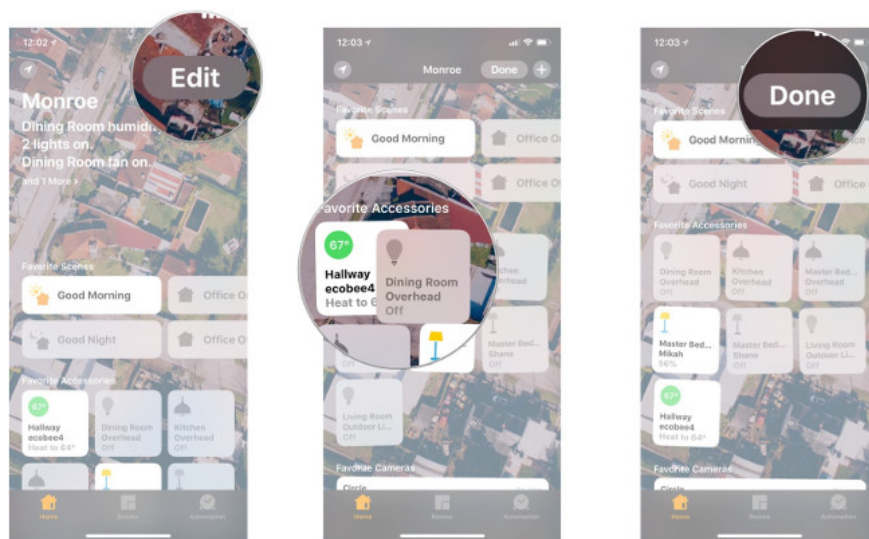
If your device has 3D Touch (from iPhone 6 and above), you can access additional options in the Home control panel.

1. Access the Home tool in the Control Center according to the steps above
2. Emphasize (3D Touch) on **Accessory** to open additional options.

How to rearrange shortcuts in Control Center

Ordering shortcuts in the Home Control Panel is similar to their order on the Home application. So to change the shortcut order in the Home panel, you need to change their order on the Home application.

1. Open the **Home** application from the home screen.
2. Select **Edit** at the top right.
3. Drag tools in order of priority.
4. Click **Done** to finish.



See more:

1. Home button disappears knowing how to use iPhone X?
2. How to adjust the transparency during the Virtual Home button on iOS 11
3. Home button on iOS 10 device slowly responds, this is how to fix errors

You finished reading the article "**Instructions for using Home with Control Center on iPhone**" edited by the [TipsMake](#) team. We hope this article has provided you with many useful tech tips and tricks. You can search for similar articles on tips and guides. Thank you for reading and for following us regularly.