

# Instructions for updating Bchrome browsers in 3 ways

The newly launched Bchrome browser has been highly appreciated with fast speed, quite new and useful features such as supporting YouTube videos and high speed mp3 (link) music without using any software. outside. But to get the most out of Bchrome features, you should update to the new version regularly. Today, TipsMake.com will share with you 3 quick and simple ways to update.

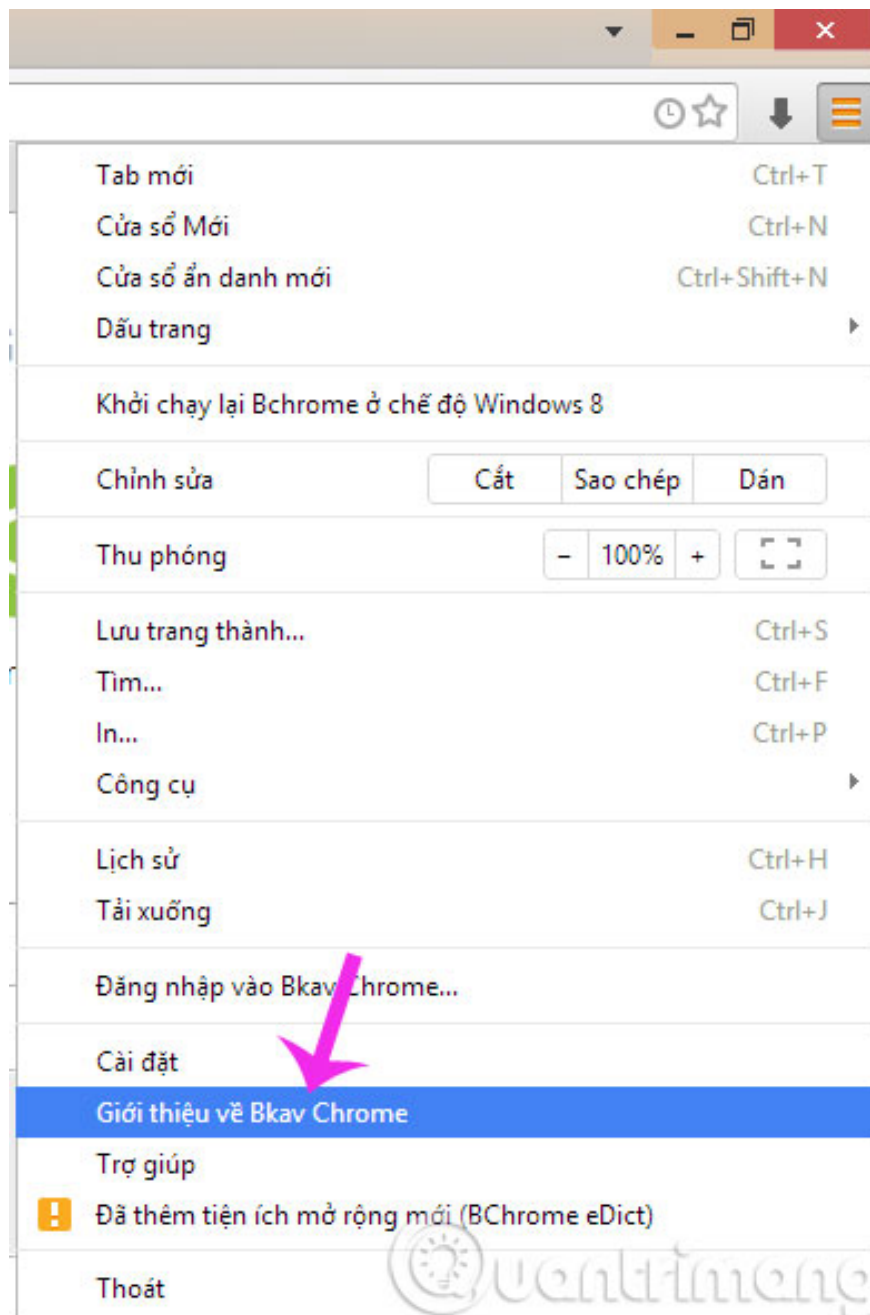
The newly launched Bchrome browser has been highly appreciated with fast speed, quite new and useful features such as supporting YouTube videos and high speed mp3 (link) music without using any software. outside. But to get the most out of Bchrome features, you should update to the new version regularly. Today, TipsMake.com will share with you 3 quick and simple ways to update.

## Way 1

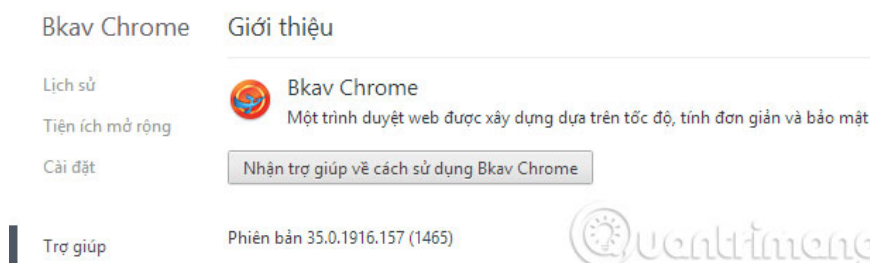
Download this link

## Method 2: Directly in the browser

**Step 1** : Open the Bchrome browser, click on the dash and select **Bkav Chrome**

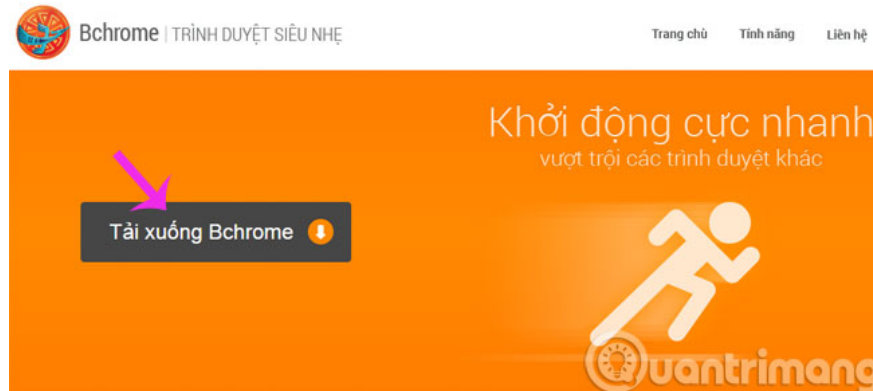


**Step 2 :** In the **Help** interface, Bchrome will automatically update your version in seconds.



### **Method 3: Update from the home page**

You go to **the Bchrome homepage** and click **Download**



Above, we have updated 3 ways for the Bchrome browser. Very simple, right?

1. 4 steps to change the default Download folder on Google Chrome
2. 4 steps to change the default Download folder on Firefox
3. 4 steps to change the default Download folder on Coc Coc

**Good luck!**

You finished reading the article "**Instructions for updating Bchrome browsers in 3 ways**" edited by the [TipsMake](#) team. We hope this article has provided you with many useful tech tips and tricks. You can search for similar articles on tips and guides. Thank you for reading and for following us regularly.