

Instructions for shortening links when sharing - 5 websites that help shorten the best links

With long links you want to shorten the link to share with friends or share the link on the internet will be simpler and more convenient. The following article introduces you to some of the best web services to help you quickly shorten the link.

With long links you want to shorten the link to share with friends or share the link on the internet will be simpler and more convenient.

Currently, there are many web services that support you to shorten links (links) completely free but you do not know which web service to use well.

The following article introduces you to some of the best web services to help you quickly shorten the link.

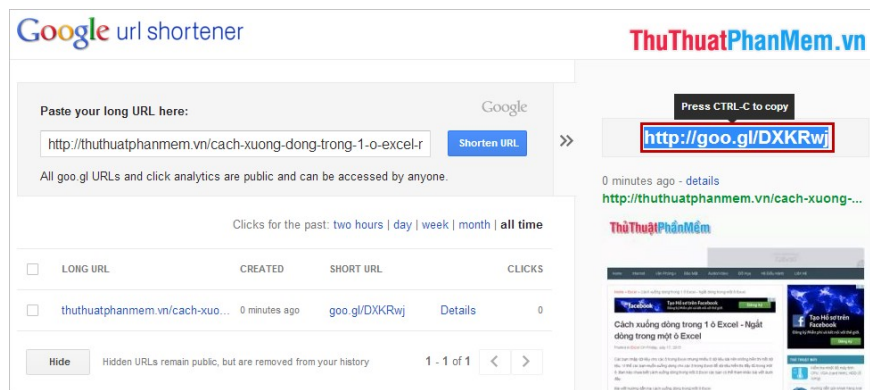
1. Goo.gl

Goo.gl is a free link shortening service provided by Google, you will quickly shorten links and manage when signing in to your account with Gmail.

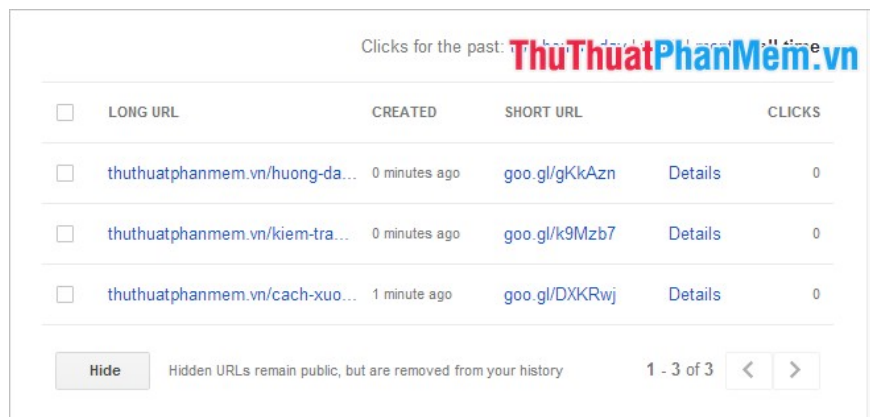
The usage is very simple, you just need to visit the website <https://goo.gl/> then enter the link to shorten and press **Shorten URL**.



The path after shortening will be displayed, you just need to copy the link.



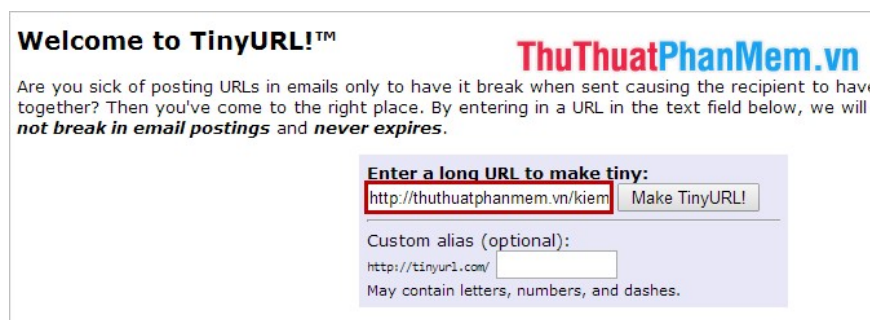
You can manage the shortened links and details.



2. TinyURL.com

TinyURL service helps you to shorten the link provided for free, you can create arbitrary or automatically shorten links quickly.

With a simple operation, you can shorten the link with TinyURL, first you need to visit <http://tinyurl.com/> and then enter the link to shorten in the white box next to the **Make TinyURL!**



By default, if you do not enter **Custom alias (optional)**, TinyURL will automatically create a short link. But if you enter customization into Custom alias (optional), you will have the shortened path as you like. Then click **Make TinyURL!** to create.

For example: <http://tinyurl.com/ttpm309>

Welcome to TinyURL!™ **ThuThuatPhanMem.vn**

Are you sick of posting URLs in emails only to have it break when sent causing the recipient to have together? Then you've come to the right place. By entering in a URL in the text field below, we will *not break in email postings* and *never expires*.

Enter a long URL to make tiny:

Custom alias (optional):

May contain letters, numbers, and dashes.

After creating the shortened link, the result is as follows:

TinyURL was created! **ThuThuatPhanMem.vn**

The following URL:

<http://thuthuatphanmem.vn/kiem-tra-nhiet-do-may-tinh-cpu-vga-card-hinh-hdd-o-cung/>

has a length of 82 characters and resulted in the following TinyURL which has a length of 26 characters:

<http://tinyurl.com/ttpm309>
[\[Open in new window\]](#) [\[Copy to clipboard\]](#)

Or, give your recipients confidence with a preview TinyURL:

<http://preview.tinyurl.com/ttpm309>
[\[Open in new window\]](#)

If the code you enter in **Custom alias (optional)** is duplicated, TinyURL will automatically create another shortened path for you.

3. Bit.do

Similar to the TinyURL service, Bit.do offers users a quick way to shorten links, you can let the site automatically create shortened links or you can create shortened links for yourself.

You access the website <http://bit.do/>, enter the original **link** in the **Link to shorten** then enter the shortened link as you like in the **Customize your short link (optional) box** , if you want the website to create links yourself You can leave this blank.

Finally click **Shorten** to shorten the link.

Share links and track clicks
ThuThuatPhanMem.vn
Shorten and personalize any link.
Get real-time traffic statistics for your links. Free service.

bit.do
More value to your links
URL Shortener

- Link to shorten:

Customize your short link (optional):
- Theo dõi 6.932
Follow us on Twitter: @bitdo
- Shorten your URL:

Terms and conditions: Spam links are not accepted and will be deleted

So you have shortened the link with bit.do

4. Tinyvn.com

Tinyvn is a free link shortening service of Vietnam, it provides 2 languages: vietnamese and english. You just need to enter the link to shorten, Tinyvn will automatically create for you the shortened link.

You then enter the access path <http://tinyvn.com/> need shortened and click **Shrink**.

TINYvn.com ThuThuatPhanMem.vn
Rút gọn link & kiếm tiền

Shortened links are displayed right where you entered the original link.

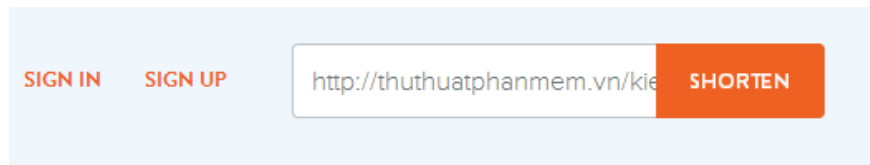
TINYvn.com ThuThuatPhanMem.vn
Rút gọn link & kiếm tiền

Link đã được rút gọn:

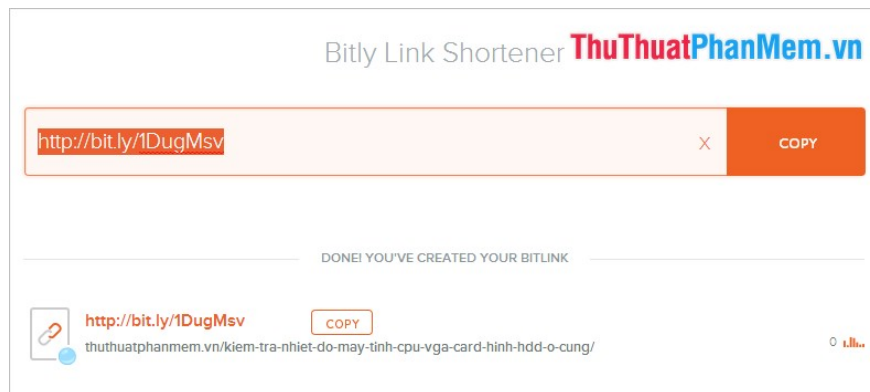
5. Bit.ly

The site was born quite a long time, is known and used by many people. Bit.ly automatically creates links to help you shorten links quickly.

You visit <https://bitly.com/> then enter the link to shorten and click **Shorten** .



Shortened links will be displayed shortly.



With 5 web services introduced to you, you can choose for yourself the service that you find effective. Good luck!

You finished reading the article "**Instructions for shortening links when sharing - 5 websites that help shorten the best links**" edited by the [TipsMake](#) team. We hope this article has provided you with many useful tech tips and tricks. You can search for similar articles on tips and guides. Thank you for reading and for following us regularly.