

Instructions for sharing designs on Canva

The designs on Canva are completely shareable to other accounts to exchange or let them save the design for use.

Canva is a professional design tool, with a variety of design templates on many different topics for users to unleash their creativity. And the designs on Canva are completely shareable to other accounts to exchange or let them save the design for use. Users can then customize access to the Canva design template to their liking. The following article will guide you to share designs on Canva.

How to share designs on Canva

Step 1:

First, the user logs into his personal Canva account. At the Canva interface, **the Recent Designs section** you will see the designs on Canva. We find the design we want to share with others.

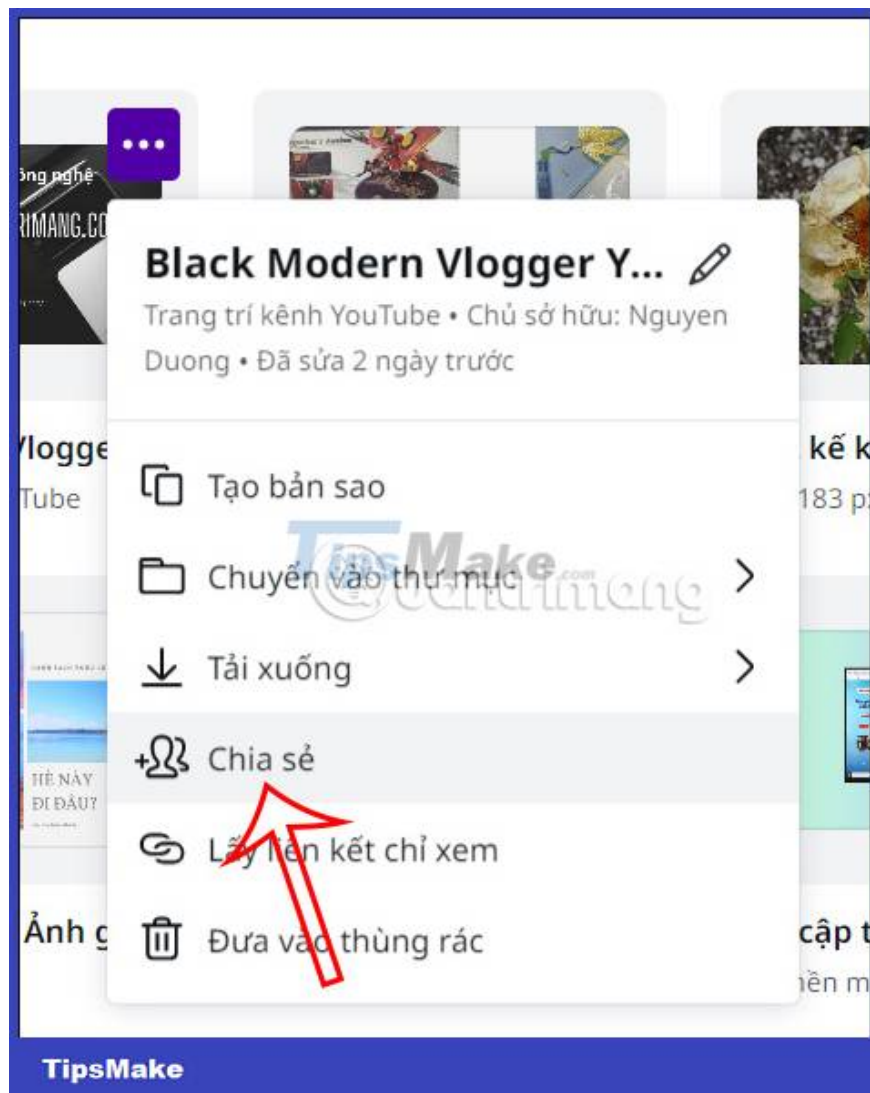


Step 2:

At the design that the user wants to share, click **the 3 dots icon** in the right corner at the design thumbnail image.

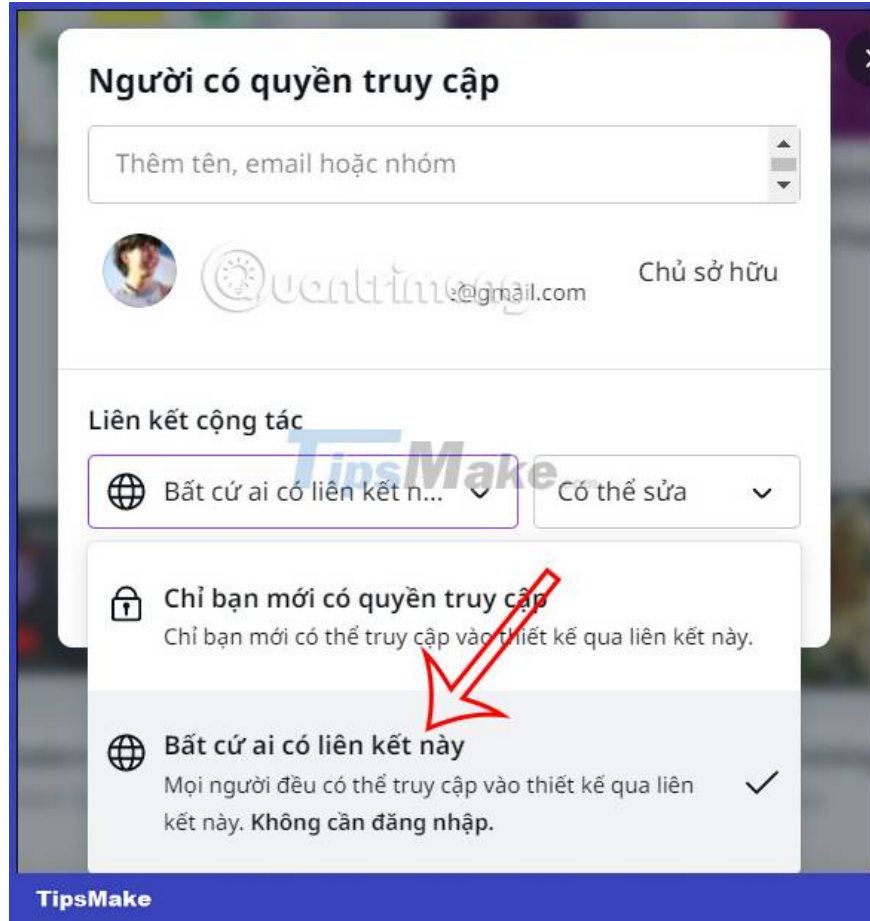


In the displayed list, click **the Share button** to proceed with sharing this design.

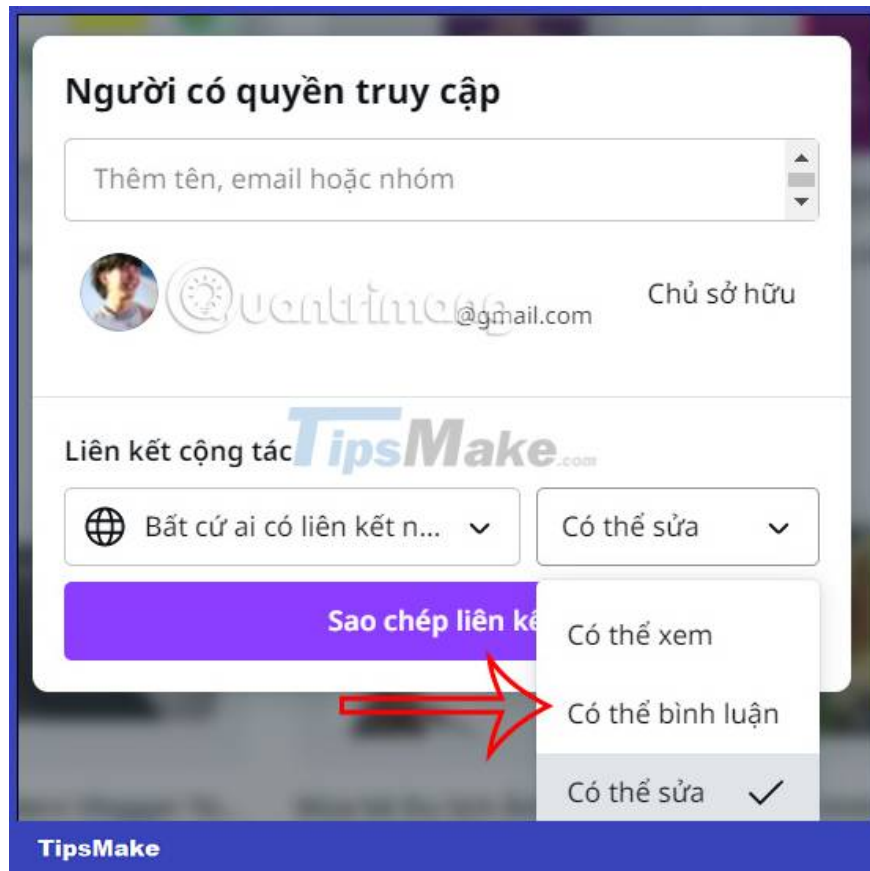


Step 3:

Now display the design template link custom interface, select **Anyone with this link** .

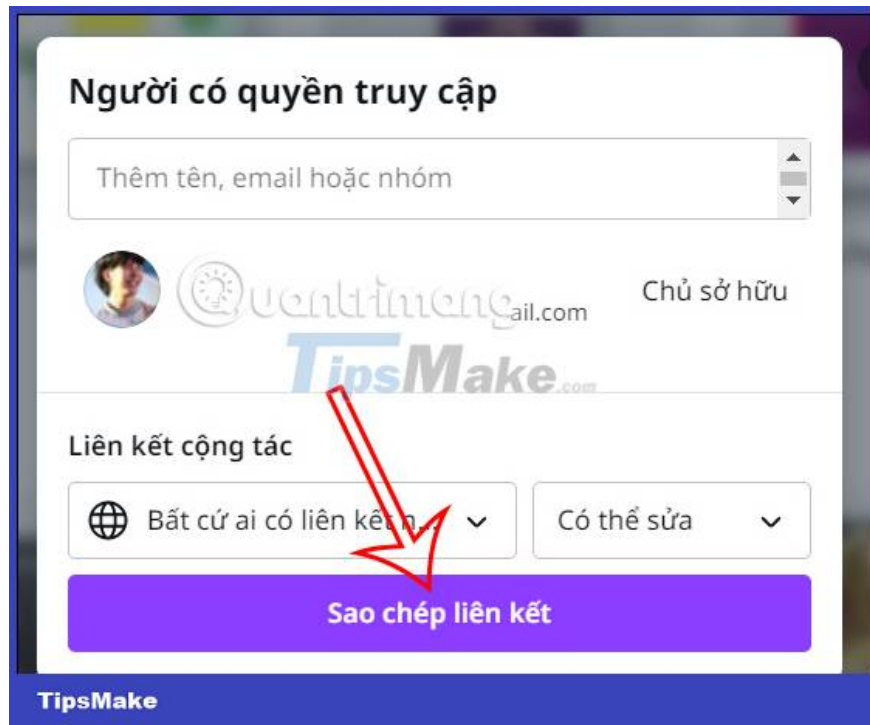


Next you **adjust** what the recipient of the link design can do, with the option as shown below. If you want to collaborate on the design, click Can edit to change this design again.



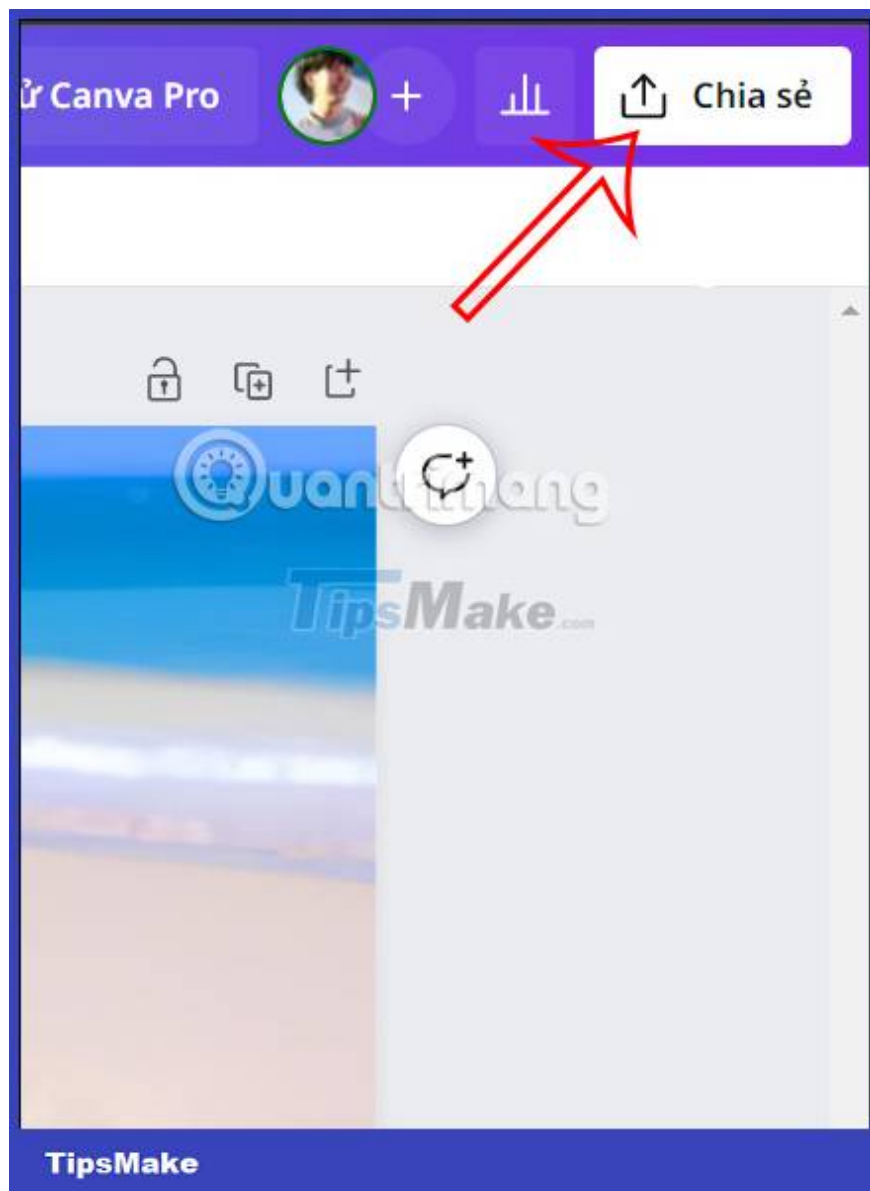
Step 4:

After editing, the user clicks on **the Copy link button** to send this sharing link to the people you want to share the design with.



Step 5:

In addition, in the design content, you can also **immediately click the Share button** to proceed with sharing this template.



Then you also adjust the access and editability for this design similar to the above.

Chia sẻ thiết kế này

Người có quyền truy cập [Chỉnh sửa](#)

Thêm thành viên, nhóm hoặc đội



Liên kết cộng tác

Chỉ bạn mới có quyền truy cập

Chỉ bạn mới có quyền truy cập
Chỉ bạn mới có thể truy cập vào thiết kế qua liên kết này.

Bất cứ ai có liên kết này
Mọi người đều có thể truy cập vào thiết kế qua liên kết này. Không cần đăng nhập.

TipsMake

You finished reading the article "**Instructions for sharing designs on Canva**" edited by the [TipsMake](#) team. We hope this article has provided you with many useful tech tips and tricks. You can search for similar articles on tips and guides. Thank you for reading and for following us regularly.