

Instructions for sending money via text to friends

With this guide you can easily transfer money via text message, just link your bank to Zalo Pay and you can make money transfer.

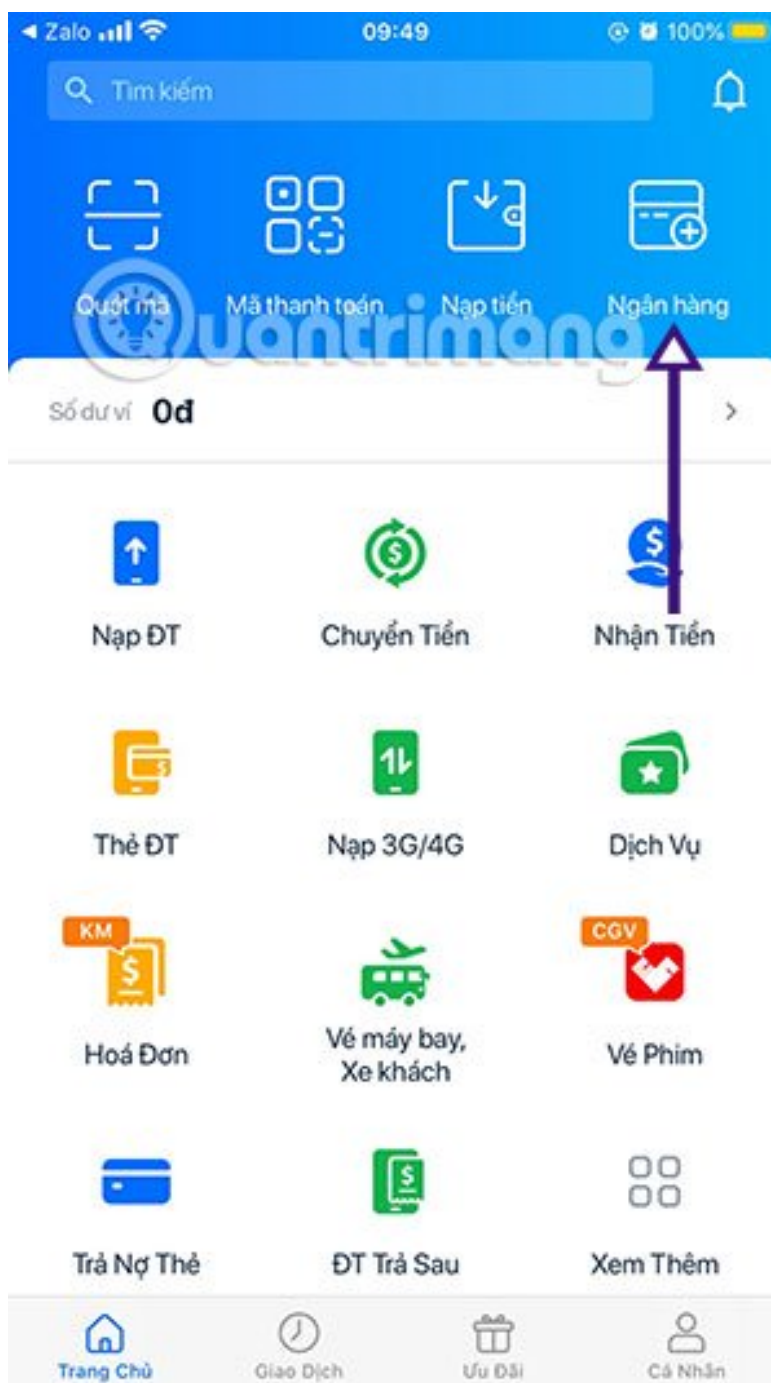
To transfer money via text message, users need a bank account link. Of course, there is no default messaging app that integrates this money transfer feature. Features send money via this message appears only on Zalo.

And the software that will help you transfer money via Zalo without messaging costs is Zalo Pay. You only need to link your current bank account with Zalo Pay, then go to zalo and use the money transfer feature via SMS. Please see the specific instructions below to make money transfer via SMS on Zalo.

Instructions to send money via message on Zalo

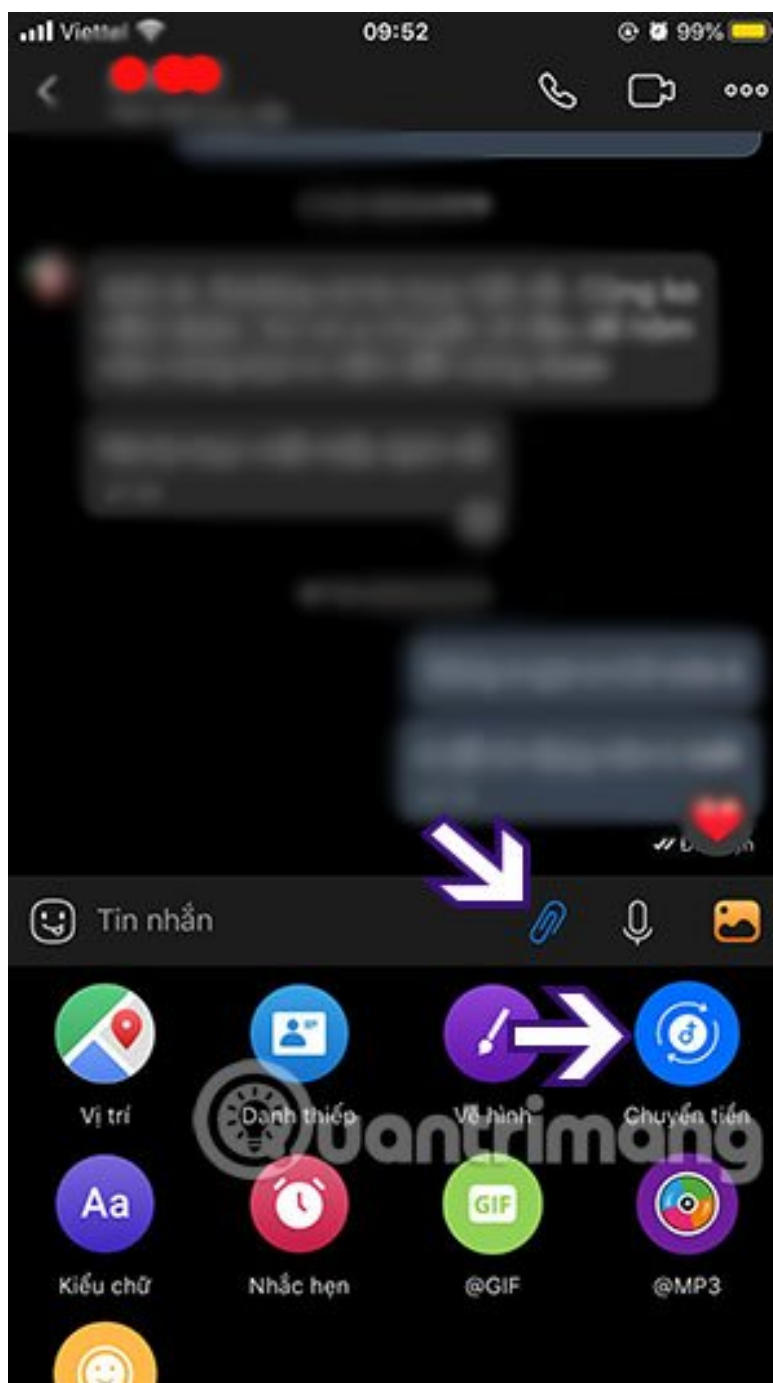
Step 1: First you need to link your bank account to the Zalo Pay application. In the main interface, select Bank> select the bank in use> fill account information.

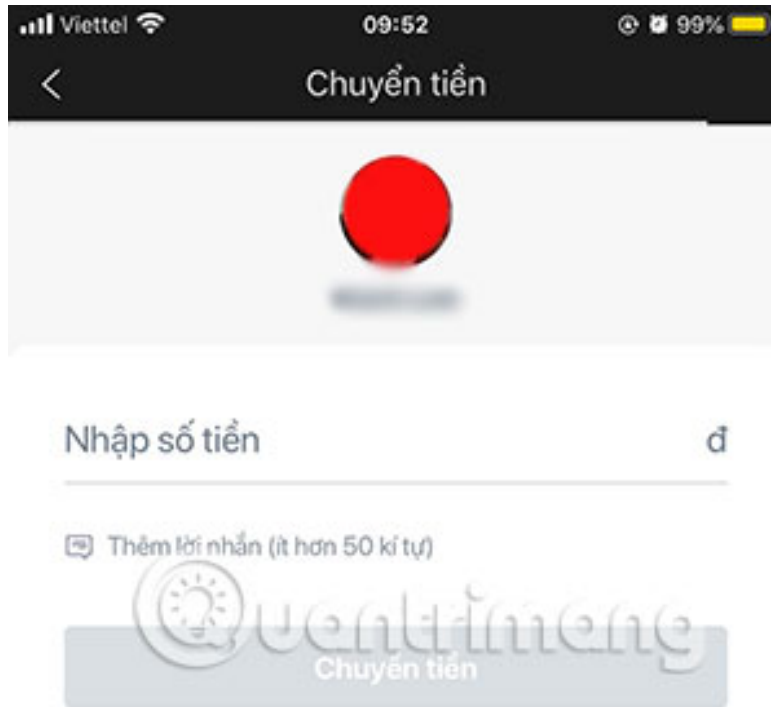
How to link a bank card with ZaloPay to transfer / receive money with QR codes





Step 2: After linking your bank account to Zalo Pay, go to the Zalo application. At the message, click the attachment icon as shown below. Next select the Transfer icon> enter the amount you want to transfer, add a message below and press transfer.





Through the instructions above you can transfer money directly through Zalo without having to go to ZaloPay to make money transfers to your friends. This is a very convenient feature when your friends ask for money transfers while they are chatting.

1. How to upgrade ViettelPay package
2. How to top up phone through Zalo Pay application

You finished reading the article "**Instructions for sending money via text to friends**" edited by the [TipsMake](#) team. We hope this article has provided you with many useful tech tips and tricks. You can search for similar articles on tips and guides. Thank you for reading and for following us regularly.

