

# Instructions for restoring default settings for Coc Coc

The introduction of Coc Coc web browser to the initial installation status will help you to overcome the slow running situation and improve the browsing speed.

After using time, the web browser on the computer will sometimes fall into a slow or lag state. This will definitely affect the work we are doing in the browser.

If your Coc Coc is in this situation, you can choose to bring the browser to its original default installation state. When we reset Coc Coc by default, the access status is slow, lag will be significantly improved. Since then, it helps speed up the work of Coc Coc as well as limit errors that occur during use.

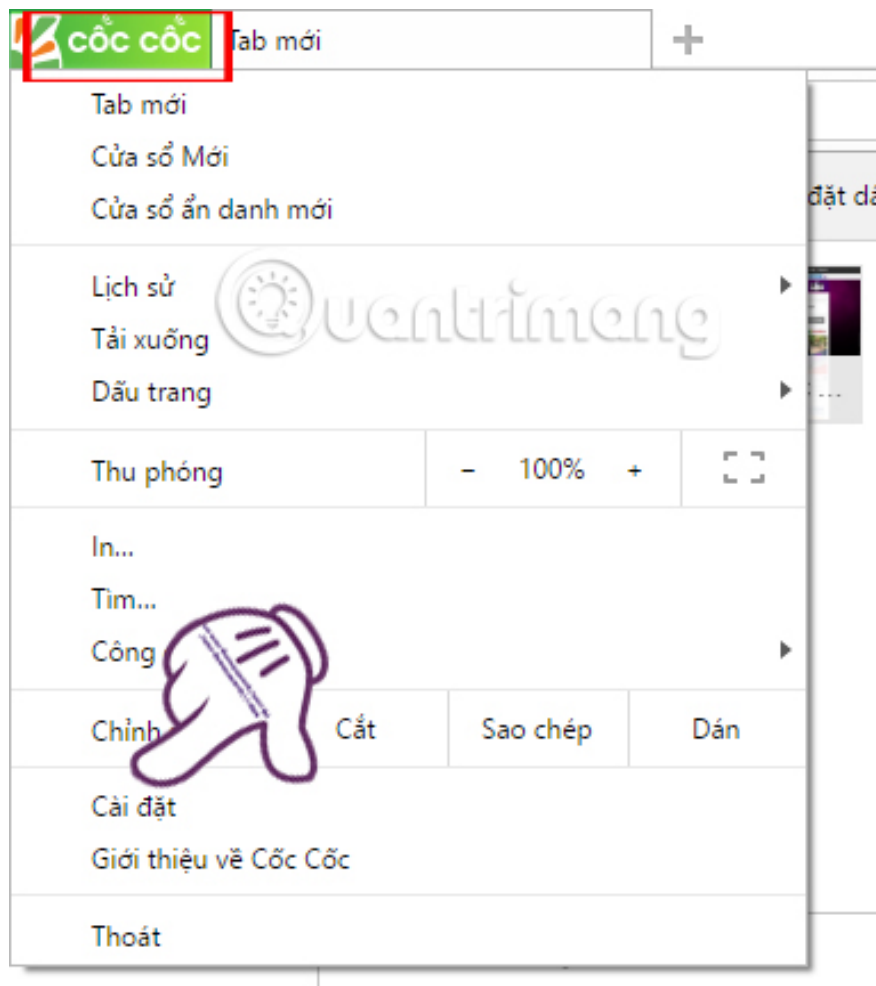
1. How to restore Chrome, Firefox, IE browser to the default state?

## How to reset Coc Coc to the default installation status

1. Download Coc Coc web browser

### Step 1:

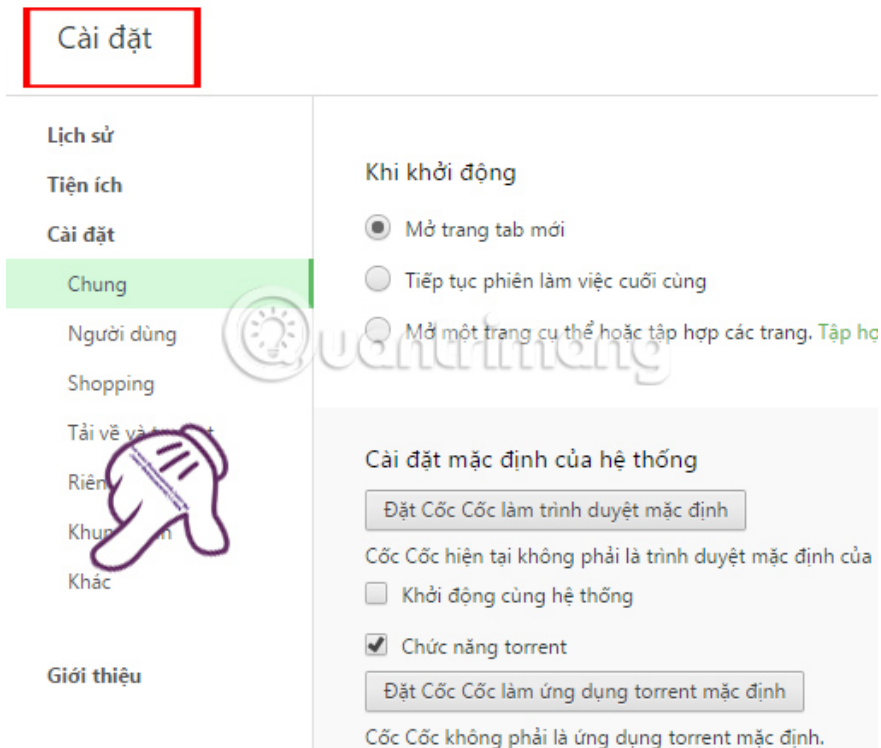
You start Coc Coc browser. Next at Coc Coc's main interface, we will **left click on Coc Coc** on the top left of the interface.



Ví dụ: lịch thi đầu bóng đá hôm nay. Công Vi

## Step 2:

In the Settings interface, we will see the menu list on the left side of the interface. Click on **the Other item** .

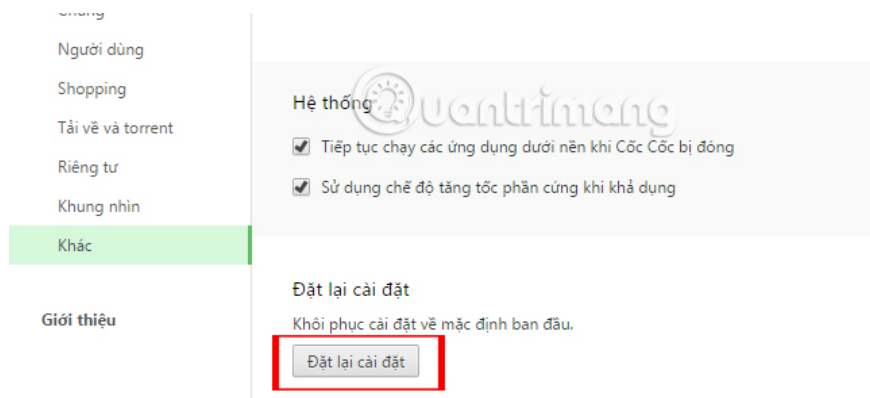


**Note to users** of the new version of Coc Coc's interface will look like the image above. If you are in **the old version of Coc Coc**, then click **Show advanced settings** , similar to Google Chrome browser.



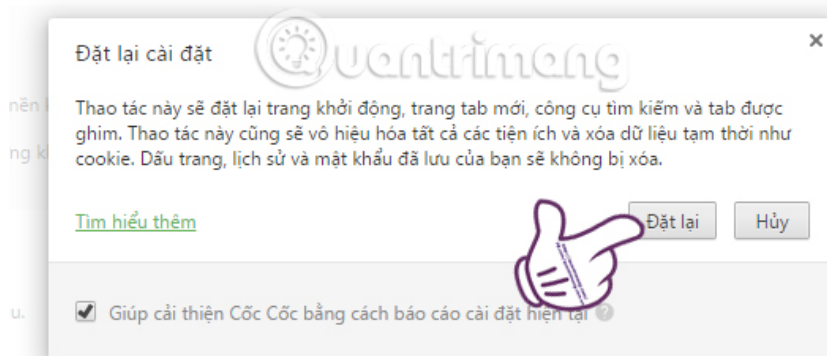
### Step 3:

Next look at the interface on the right, we will see **the Reset installation** . You just need to click **the Reset settings button** below.



## Step 4:

Immediately after that the confirmation of the original installation appears. When performing the original installation, the browser will be brought back to its original defaults, the entire browsing history, cache, cookies and utilities will be temporarily disabled. However, with bookmarks, history, saved passwords will not be deleted. If you agree, **press the Reset button**.



So we have set up Coc Coc web browser about the initial installation mode. Now you can freely surf the web without any fuss or lag. In the process of use we should also delete browsing history to avoid causing slowdowns, or jerks when using.

## Refer to the following articles:

1. Here's how to reset Edge browser to the initial default settings on Windows 10
1. How to fix Coc Coc error is not accessible
1. How to save bookmarks on Google Chrome and Coc Coc to your computer

**I wish you all success!**

You finished reading the article "**Instructions for restoring default settings for Coc Coc**" edited by the [TipsMake](#) team. We hope this article has provided you with many useful tech tips and tricks. You can search for similar articles on tips and guides. Thank you for reading and for following us regularly.