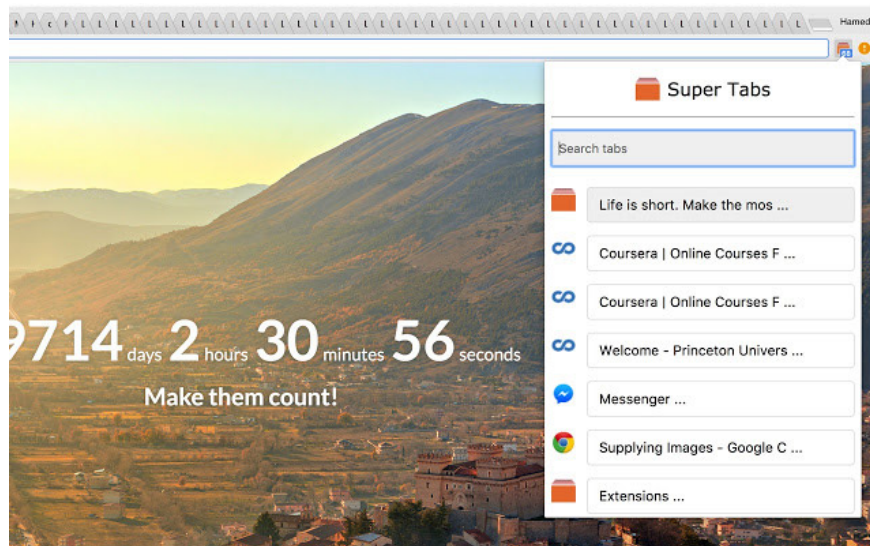


# Instructions for organizing hundreds of open tabs in Chrome follow a separate column for quick access and management

When you open too many tabs, the icons represented on each tab disappear, making it difficult for you to quickly access any open web page. To solve this problem, you can use SuperTabs extension application to arrange hundreds of open tabs in Chrome in a separate column to make management and access easier.

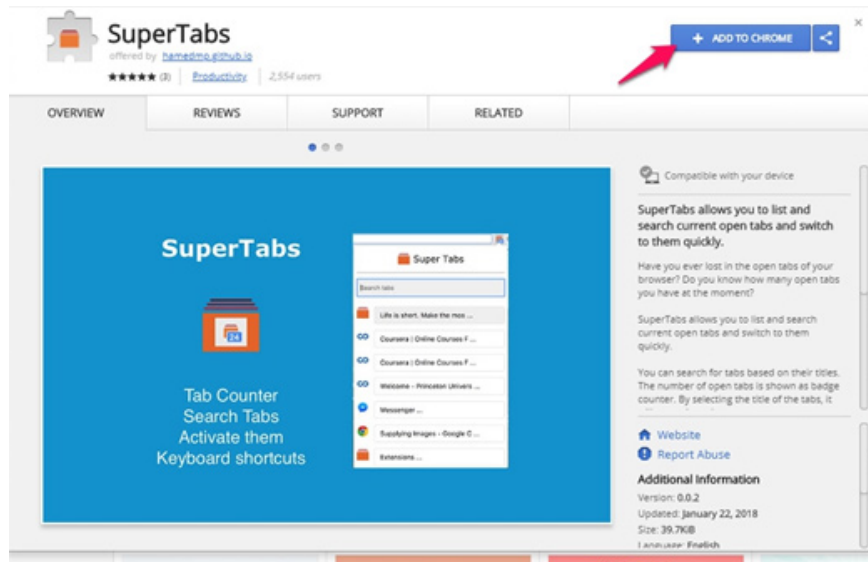
When you open too many tabs, the icons represented on each tab disappear, making it difficult for you to quickly access any open web page. To solve this problem, you can use SuperTabs extension application to arrange hundreds of open tabs in Chrome in a separate column to make management and access easier.



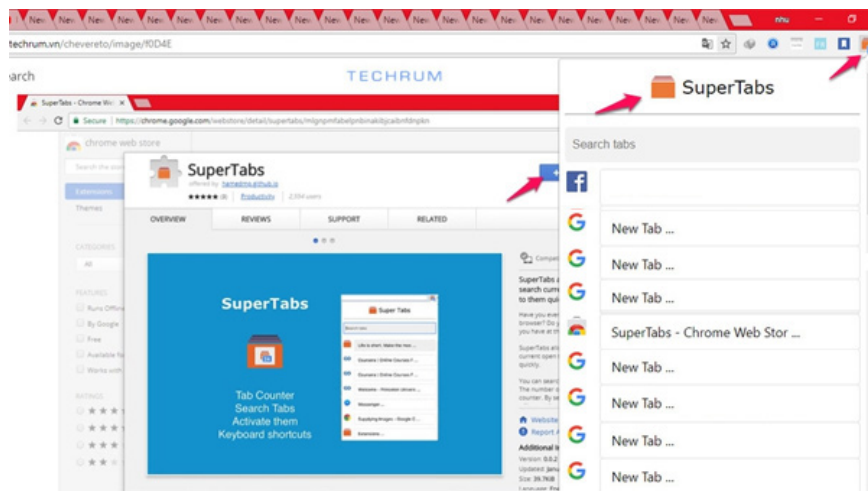
Quick management and access tabs with SuperTabs extension:

**Step 1** : Download SuperTabs extension application.

Link to download SuperTabs extension on Chrome.



**Step 2 :** Click on the extension icon in the upper right corner of the screen, you will see the number of tabs you are opening. Click on it, the list of webpages you are opening will display as a column, just click on any tab to quickly access that tab.



See more:

1. Fix errors not typing Vietnamese on Chrome
2. The Chrome gadget secretly exploits virtual money, making it slow
3. Microsoft test video proves that Edge browser is superior to Firefox and Chrome
4. A malicious extension "occupies" Chrome and Firefox browsers, preventing users from uninstalling

You finished reading the article "**Instructions for organizing hundreds of open tabs in Chrome follow a separate column for quick access and management**" edited by the [TipsMake](#) team. We hope this article has provided you with many useful tech tips and tricks. You can search for similar articles on tips and guides. Thank you for reading and for following us regularly.