

Instructions for logging out of a Skype account remotely

If you have not logged out of your Skype account on a device that has been lent to others, it may be that the messages will be accidentally read. So how can I exit Skype account remotely?

Certainly there are times when you accidentally forget to log out of Messenger, Viber or Skype accounts when accessing on someone's computer or smartphone. And of course, no one will be sure that your messages and conversations will not be read by anyone, even unexpected bad situations can occur, such as information being leaked out. So how do we handle this situation?

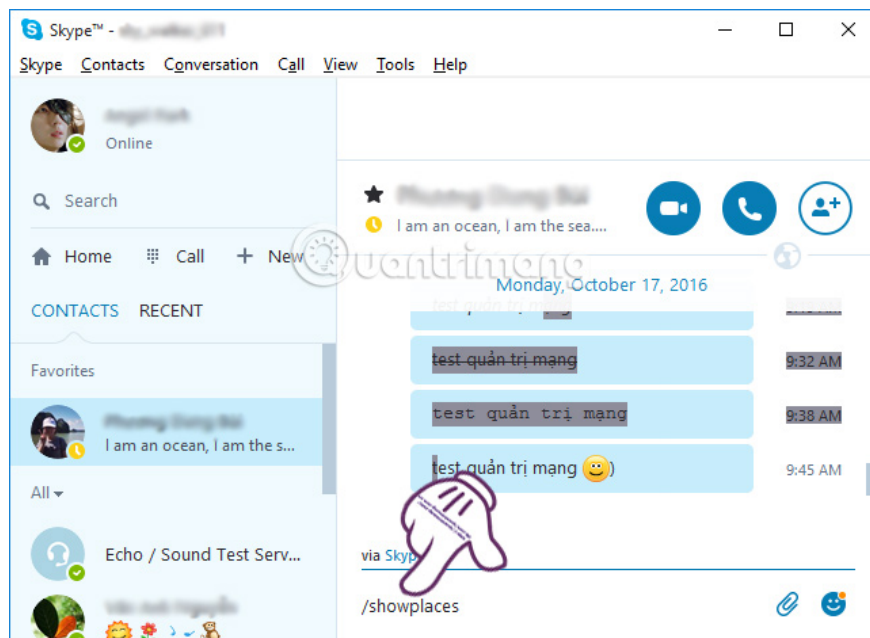
If a user accidentally fails to log out of an account on Facebook, he or she can log out remotely with a guide to How to log out of Facebook remotely when hacked. However, this feature is not available on Skype, but we must do it via a command on the Skype interface. So how does that statement work? Please follow the tutorial below of Network Administrator.

Step 1:

First of all, we need to login to the Skype account on the device. It's best to use Skype on your computer for easy implementation.

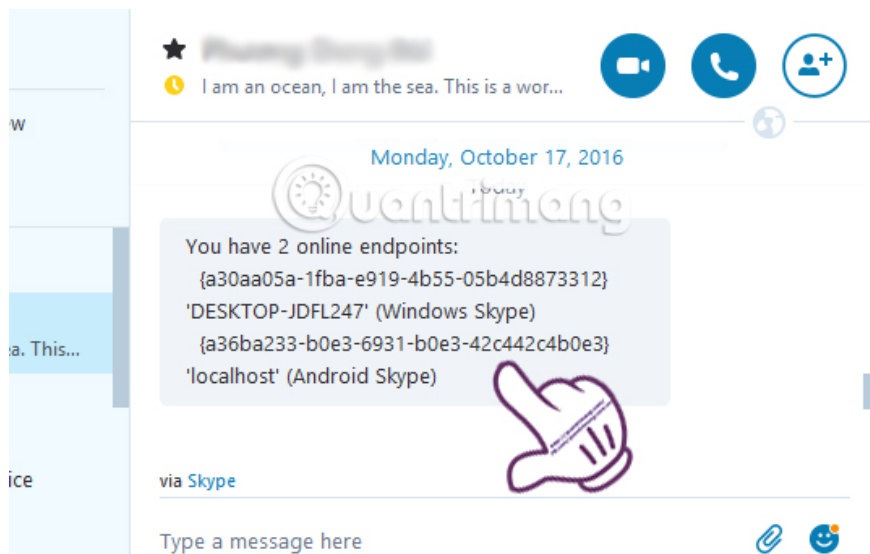
Step 2:

Next, open any conversation and type / **showplaces** and press the **Enter** key.



Step 3:

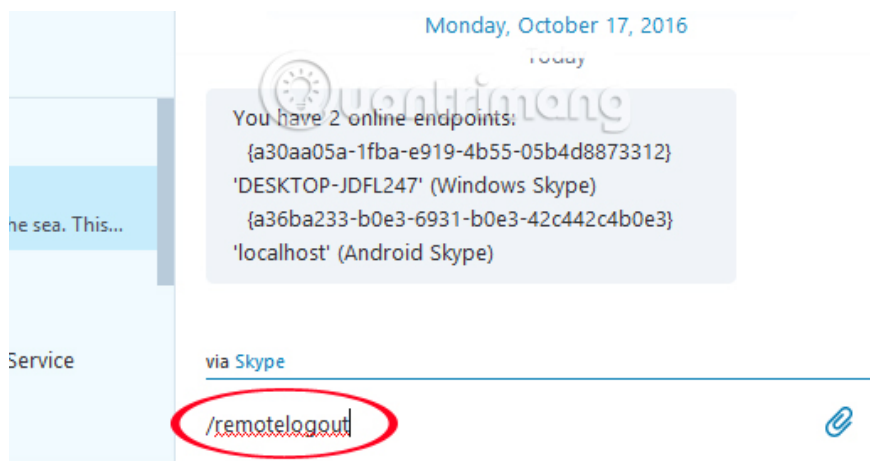
Shortly thereafter, Skype will appear **that this Skype account is being used on which device , with the number of devices** . If we see a message containing **You have 2 online endpoints** as shown below, then proceed to log out of that account. If the message You have 1 online endpoints, you don't need to exit the account.



Step 4:

Also at any conversation interface, we enter the command **/remotelogout** and press **Enter** to exit the remote Skype account. Since this statement is displayed in hidden form, it will not appear in the chat conversation interface if we press Enter.

Immediately after activating the above command, sessions running Skype accounts on other devices will stop working, except for the active session you are using.



As such, we won't have to worry about anyone reading the message even if we accidentally forget to log out of a Skype account when we use it from someone else. The operation to log out of Skype accounts remotely is also simple, when you just need to do it through 2 commands. Quickly exit the remote Skype personal account to limit your ability to read the messages.

Refer to the following articles:

1. Guide to chat with lots of Skype nick on the same computer
1. How to delete chat history on Skype
1. Guide to viewing message history on Skype

I wish you all success!

You finished reading the article "**Instructions for logging out of a Skype account remotely**" edited by the [TipsMake](#) team. We hope this article has provided you with many useful tech tips and tricks. You can search for similar articles on tips and guides. Thank you for reading and for following us regularly.