

# Instructions for iOS 10.1, iOS 10.1.1, iOS 10.2 jailbreak on iPhone, iPad using Yalu Jailbreak and Cydia Impactor

This article will show you how to use Yalu Jailbreak and Cydia Impactor to jailbreak iPhone and iPad for iOS 10.1, iOS 10.1.1, and iOS 10.2 versions.

Famous hacker Luca Todesco, also known as **qwertyoruiop** on Twitter released the first jailbreak for iOS 10 called Yalu. Luca Todesco finally released the latest version of jailbreak Yalu with iOS 10.2 support. The jailbreak is unstable and supports a limited number of iOS devices such as iPhone 6, iPhone 6s Plus, iPhone SE and iPad Pro.

If owning iOS devices is not supported, it is better to avoid using iOS 10.2 Yalu jailbreak and wait until Luca supports. If you can't wait for the stable version of Yalu, this tutorial will show you the steps to jailbreak iOS 10.1, iOS 10.1.1 and iOS 10.2 on supported devices using Yalu and Cydia Impactor. The article only guides on iOS 10.2, iOS 10.1 and iOS 10.1.1 similarly.

1. How to know if your iPhone is jailbroken?

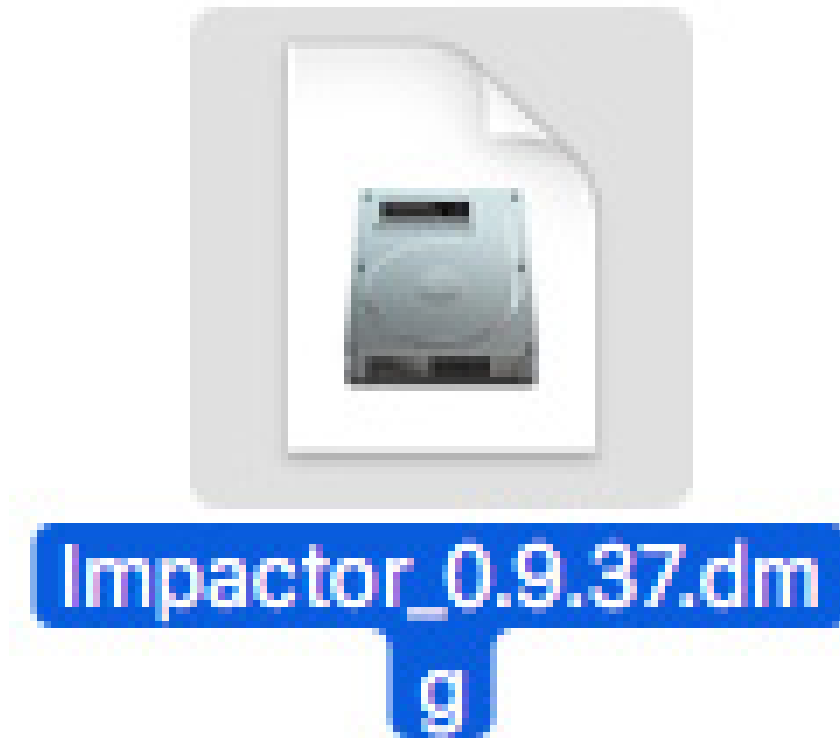
**Warning:** Yalu jailbreak is in beta and may cause problems on the device, users should wait until there is a more stable version of the tool.

Read the following information before continuing:

1. This jailbreak tool is compatible with the following devices:
  1. iPhone6s Plus, iPhone 6s, iPhone 6 Plus, iPhone 6, iPhone 5s, iPhone SE.
  2. iPad Air, iPad Air 2, iPad mini 4, iPad mini 3, iPad mini 2, iPad Pro.
  3. iPod Touch 6.
2. Yalu iOS 10.2 jailbreak does not support iPhone 7 and iPhone 7 Plus on iOS 10.2. You can only jailbreak iPhone 7 and iPhone 7 Plus on iOS 10.0.1 and iOS 10.1.1.
3. This jailbreak is only a temporary jailbreak.
4. Make sure to back up your device on iCloud or iTunes.
5. Make sure the device has enough battery power to complete the jailbreak process.
6. If the jailbreak does not work properly, users will have to restore the device to the latest iOS software.

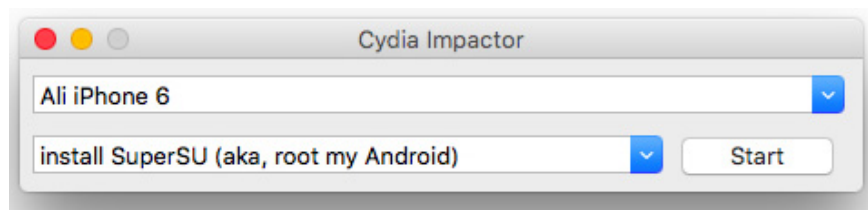
## How to jailbreak an iPhone, iPad using Yalu Jailbreak and Cydia Impactor

**Step 1 :** After downloading Yalu Jailbreak IPA and the latest Cydia Ipmactor version, double-click to open Cydia Impactor.

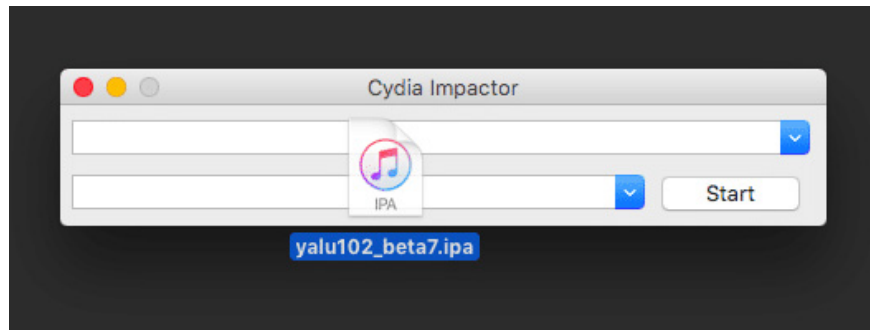


**Step 2 :** Connect your iPhone or iPad to your computer with a USB cable.

**Step 3 :** If Cydia Impactor recognizes the device, it will appear in the drop down list as shown below.



**Step 4 :** Drag and drop the IPA Yalu file into Cydia Impactor.



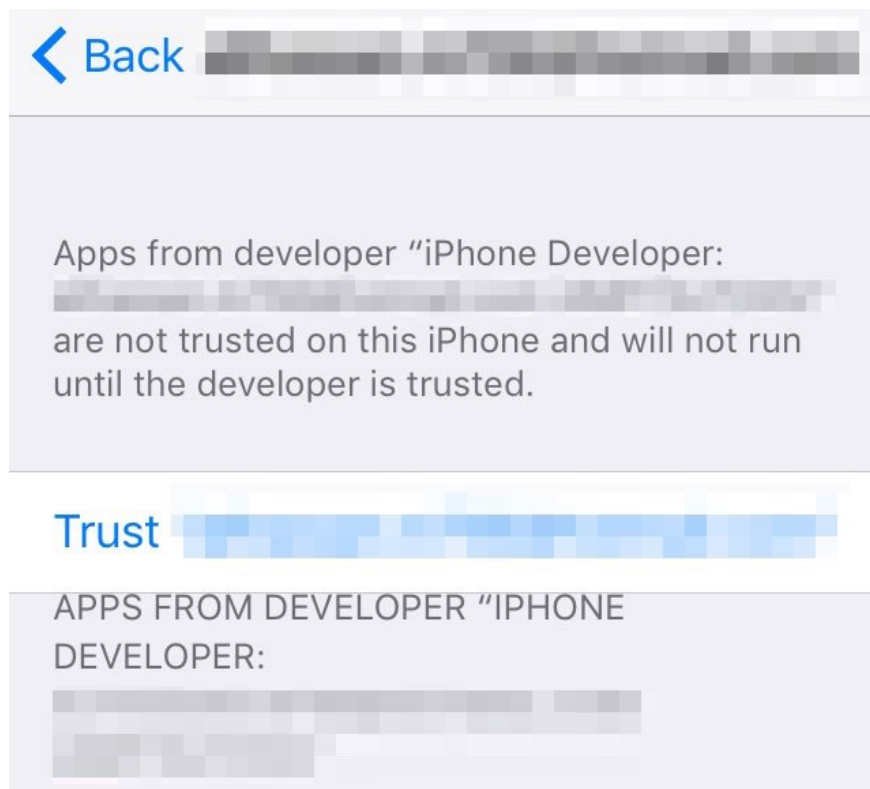
**Step 5 :** Enter Apple ID and password, this information will be sent to Apple and used to register the IPA file.

**Step 6 :** After the application is installed on the device, users will see its icon on the main screen labeled "yalu102".

**Step 7 :** To launch the application, go to **Settings -> General -> Profiles & Device Management** and touch the profile corresponding to Apple ID used in Cydia Impactor.



**Step 8 :** Press " Trust " button.



**Step 10:** Return to the main screen and launch the **yalu102** application.

**Step 11:** Press the **Go** button to start the jailbreak, do not touch the device until the jailbreak is complete.

**Step 12:** The device will start automatically and Cydia will appear on the main screen. If not, open the yalu102 application and jailbreak again.

Your iPhone or iPad has been jailbroken, Cydia will take some time to perform the initial setup when booting for the first time. Once completed, users can start using it, but remember to install only compatible edits to avoid problems.

1. Security "security" for iPhone. How many methods do you know?

## **How does Semi-Untethered Jailbreak (temporary jailbreak) work ?**

Yalu is a temporary jailbreak tool, which means that when the device restarts, the device is no longer jailbroken. Users cannot use any installed jailbreak tweaks and Cydia will crash when launched. To jailbreak, simply open the Yalu app and do the jailbreak again. The device will then return to the normal jailbreak state.

## **How does Yalu use expire and renew ?**

If you are installing Yalu application with a free Apple ID, it will expire after 7 days. Therefore, it is necessary to reinstall it via Cydia Impactor for 7 days to use. The steps are the same as stated above. Also note that only the Yalu application is needed when you want to jailbreak the device, so even if it expires, the jailbreak will remain the same. However, users need to refresh the certificate if they want to jailbreak their iOS device again.

You finished reading the article "**Instructions for iOS 10.1, iOS 10.1.1, iOS 10.2 jailbreak on iPhone, iPad using Yalu Jailbreak and Cydia Impactor**" edited by the [TipsMake](#) team. We hope this article has provided you with many useful tech tips and tricks. You can search for similar articles on tips and guides. Thank you for reading and for following us regularly.

---