

# Instructions for installing Tor Browser for Windows

Tor Browser features high security features, allowing you to browse the web anonymously, preventing others from seeing the websites you have visited and preventing websites from seeing physical addresses from which you can access the web. blocked.

If you are looking for a browser that can protect your privacy when you access the Internet and allow you to access blocked websites in the smoothest way, Tor Browser will be a great browser. for your use. Overall Tor Browser is a browser that helps you surf the web faster and safer than ever. The following article will show you how to install the Tor Browser for Windows, please consult.

## What is Tor?

Tor is a volunteer service that provides privacy and anonymity online by hiding who you are and where you are connecting. This service also protects you from the Tor network itself - you can be sure you keep anonymity from other Tor users.

For those who may sometimes need anonymity and privacy when accessing websites, the Tor Browser is a quick and easy solution for using the Tor network.

Tor browser works as a browser. Web browsers are applications to view web pages. Examples include Chrome, Firefox, and Safari applications. Unlike normal browsers, the Tor browser sends your contact information through the Tor network, making it harder for those following you to know exactly what you're doing online, and to do it. For those who are monitoring websites you use it hard to know where you are connecting from.

Tor is a product for the CIA itself, which is so perfect that its creators have no way to break it. Currently, TOR is the best tool to help cross the firewall and help anonymously access the internet.

## Configuration required before installing Browser Browser

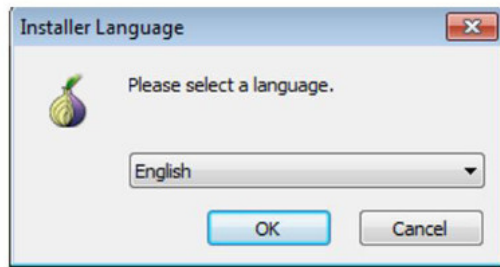
1. Operating system: Windows All Version (32bit - 64bit), MacOS, GNU / Linux
2. Empty memory: At least 145 MB

## Link Download the Tor Browser

You can download Tor Browser to your computer using the following link: [Download Tor Browser](#)

## How to install the Tor Browser

### Step 1:

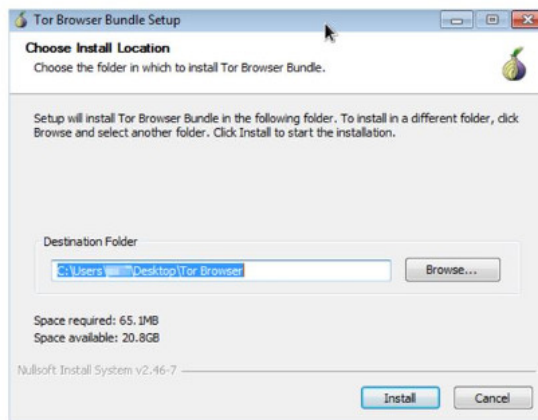


Nhấn đúp chuột vào torbrowser-install-3.5.3\_en-US; hộp thoại cảnh báo mở tệp Open File - Security Warning có thể sẽ hiện lên. Nếu vậy, Nhấn Run để mở cửa sổ sau:

Bạn có thể chọn cài đặt Tor bằng nhiều ngôn ngữ khác nhau, trong đó có tiếng Việt. Ở hướng dẫn này, ngôn ngữ được lựa chọn là tiếng Anh.

After downloading the application, you access the folder containing the downloaded file. After double-clicking to start Tor, a small window will open to select the language to use the Tor browser. There will be many languages ??to choose from, you just need to select the appropriate language and click OK.

### Step 2:

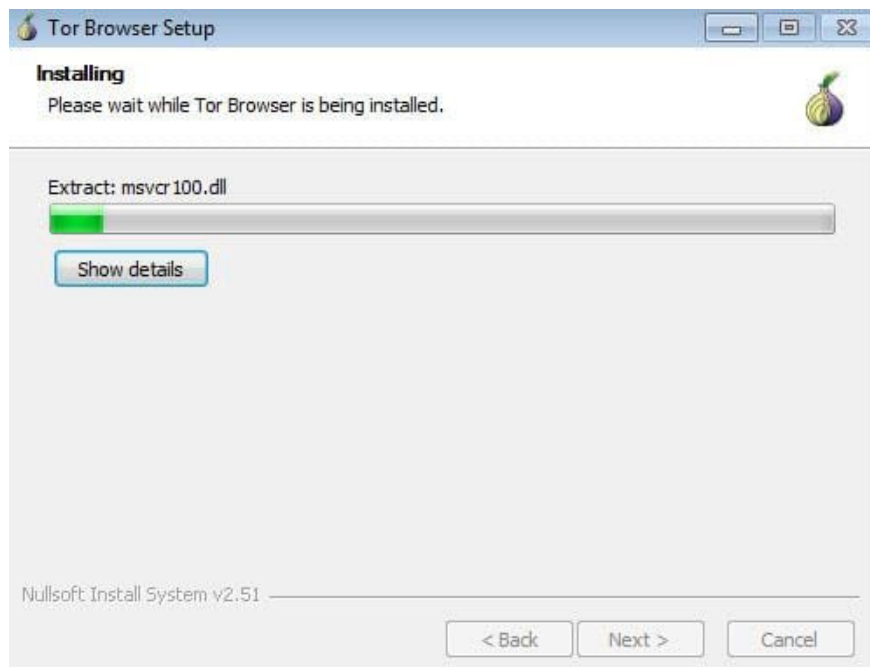


Nhấn Install để chọn lưu tại thư mục desktop mặc định, hoặc Nhấn Browse... để mở cửa sổ Browse for Folder, sau đó chọn chỗ bạn muốn lưu. Sau đó bấm Install.

Lưu ý: Tor Browser Bundle sẽ không tự động cài đặt vào thư mục C:\Program Files giống các công cụ phần mềm khác. Bạn cũng có thể cài và sử dụng Tor Browser Bundle trên một thẻ nhớ USB.

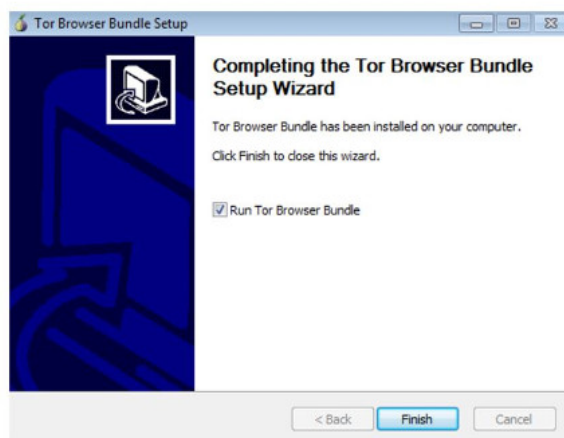
The Tor Browser will be installed by default on the Program Files folder, you can change this directory by clicking Browse . If you do not want to make this change, click Install to start the installation process. Set the Tor Browser

### Step 3:



The installation process starts, and you wait a moment for the process to complete

#### Step 4:



Sau khi giải nén thành công, bạn có thể bấm Finish, chương trình Tor sẽ tự động mở. Nếu bạn chưa muốn dùng ngay thì không chọn Run Tor Browser Bundle.

The installation process is complete when you see a notification window completing the installation process. If you click the Finish button, Tor Browser will start immediately and the 'Start Tor Browser' shortcut will be added to the Start Menu and on the Desktop. (desktop).

The above is a guide to installing Tor Browser. Hopefully with Tor Browser you will be able to browse the web more securely and access blocked websites, especially how to access Facebook blocked by Tor Browser. Good luck.

See more:

1. TorMoi vulnerability reveals true IP from Tor Browser
2. How to download Torrent file by IDM?
3. Which browser is the fastest on Android: Chrome, Firefox, Samsung Browser or Edge?

#### 4. Tor Project increases users' security and privacy with the new Onion generation

You finished reading the article "**Instructions for installing Tor Browser for Windows**" edited by the [TipsMake](#) team. We hope this article has provided you with many useful tech tips and tricks. You can search for similar articles on tips and guides. Thank you for reading and for following us regularly.

---