

Instructions for importing JSON into Google Sheets

JSON is a standard protocol for sending data between applications. In this tutorial, TipsMake.com.com will show you how to import JSON data into Google Sheets using a free, open source script available on Github.

Then at the end, the article will show you an easier method to import JSON data into Google Sheets with more advanced features.

Use the free ImportJSON script

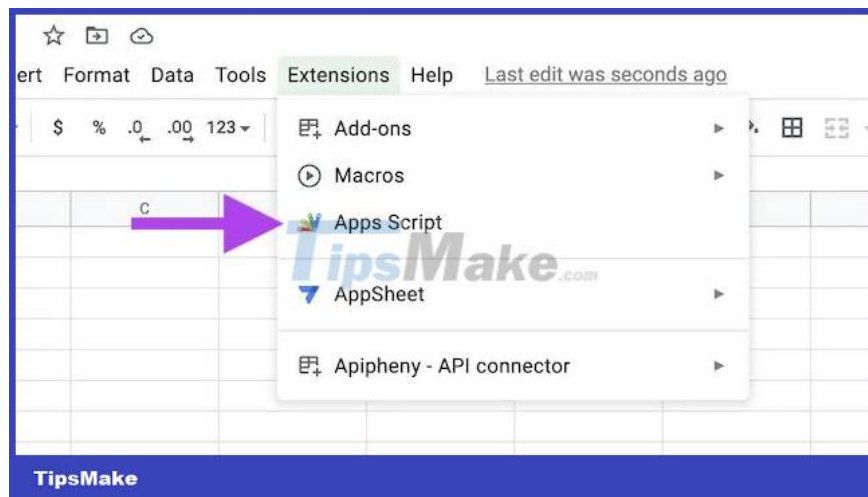
1. Open Google Sheets

Open a new or existing Google Sheets page.

Tip : You can go to *sheet.new* page in your browser if you want to create new Google Sheets


2. Open the script editor

On Google Sheets, in the menu at the top, click **Extensions > Apps Script**.



3. In the script editor, remove the placeholder content

If any placeholder code is entered into the script editor, you can delete it.

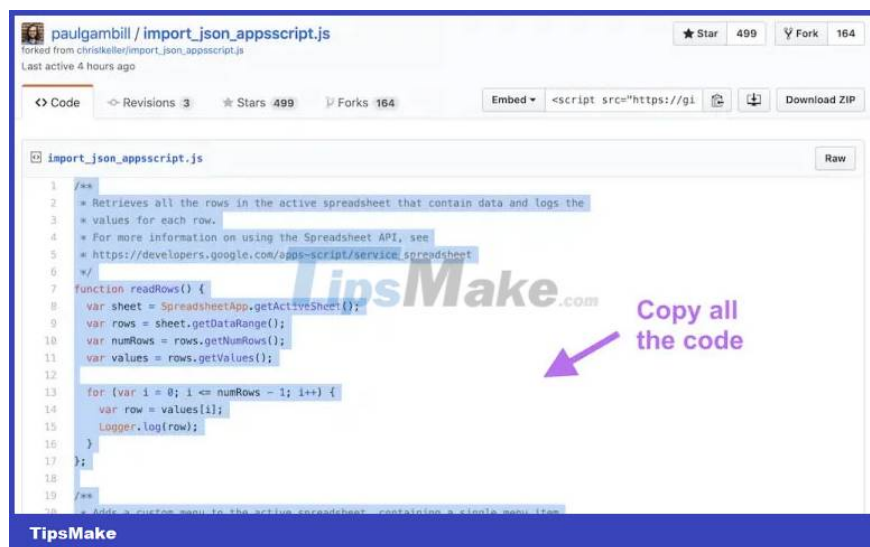


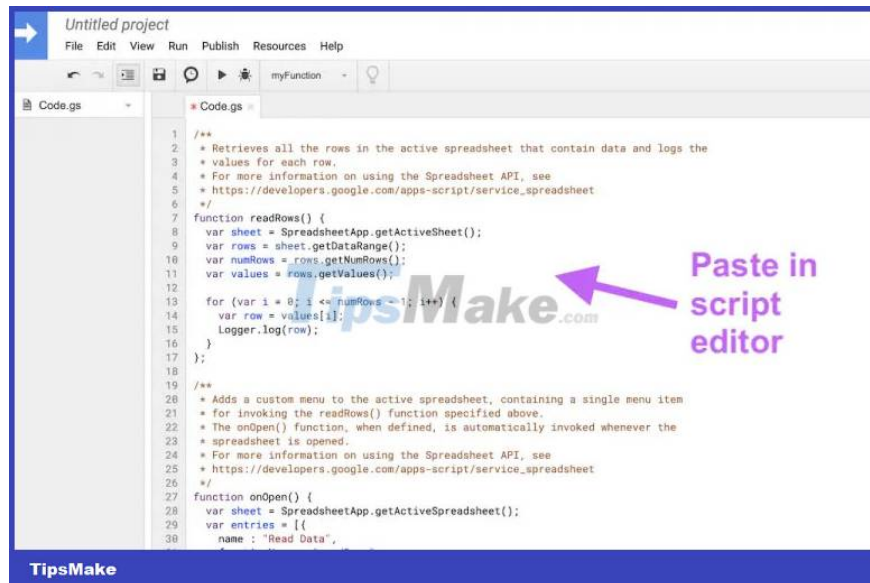
4. Copy and paste the open source code

Visit: <https://gist.github.com/paulgambill/cacd19da95a1421d3164>

Copy all the code for '**import_json_appsscript.js**' and paste the code into the Google Sheets script editor.

This is a free, open source script created by someone to import JSON into Google Sheets.

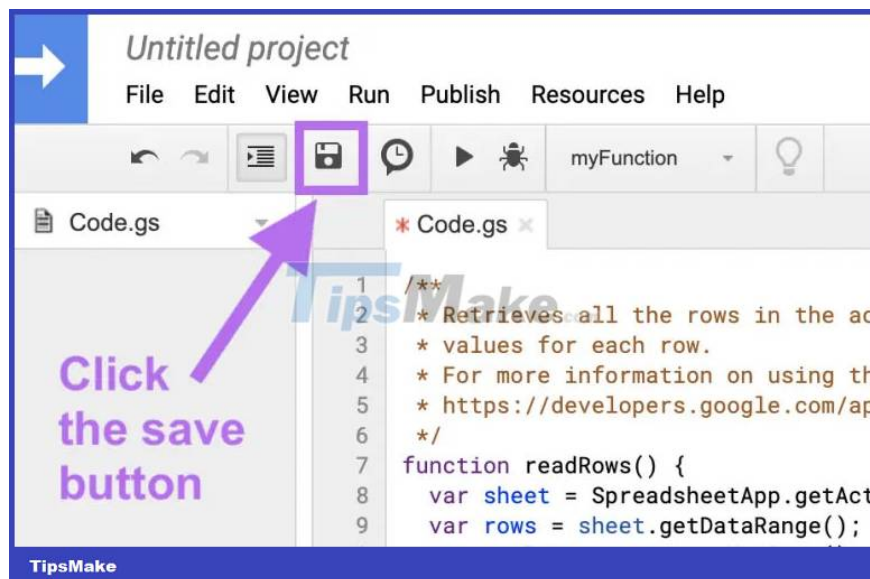


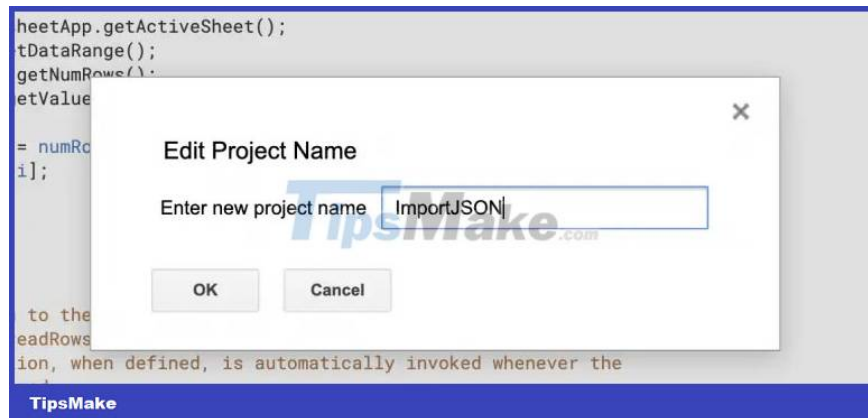


There are also other free importjson scripts available online if you are looking for them.

5. Save and name the script

After you copy and paste all the scripts into the editor, click the save button and give your project a name.





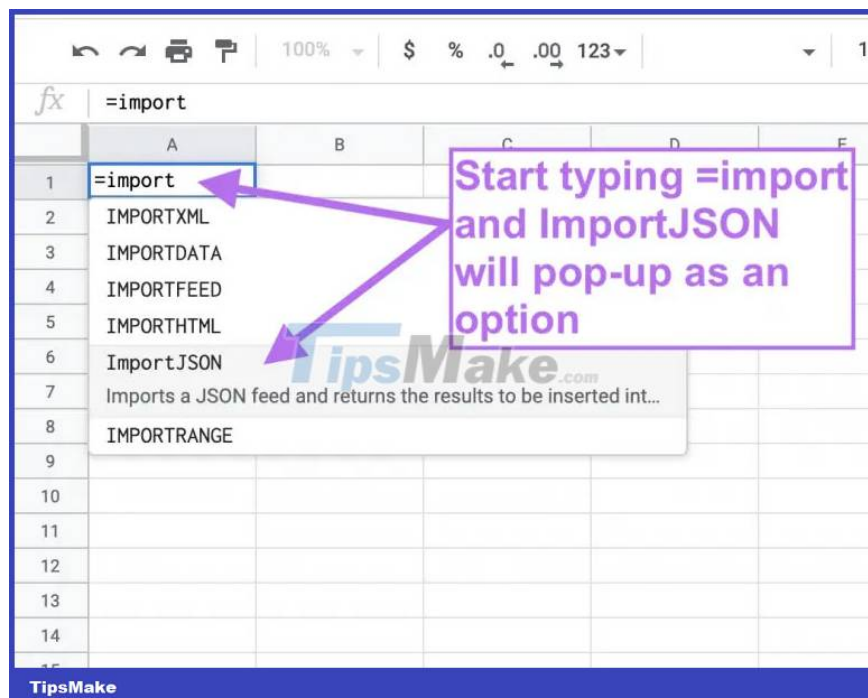
You can name the project whatever you want, but something like **'ImportJSON'** will make it easier to remember.

6. Back to Google Sheets

After saving your project in the script editor, you can now close the script editor tab in your browser and return to your Google Sheets.

Now, in any cell on your Google Sheets, start typing **'=import'** (without the quotes) and you'll see an **'ImportJSON'** pop-up as an option. This is the script you saved in the editor.

Click the **'ImportJSON'** option.



7. Add JSON API URL

After opening the JSON input formula, you will need to add your JSON API URL.

If you want to use the free JSON API URL for testing, you can use one of the following URLs:

1. Chuck Norris Jokes: <https://api.chucknorris.io/jokes/random>
2. Current price of Ethereum: <https://api.coinbase.com/v2/prices/ETH-USD/buy>

Enter your URL like this:

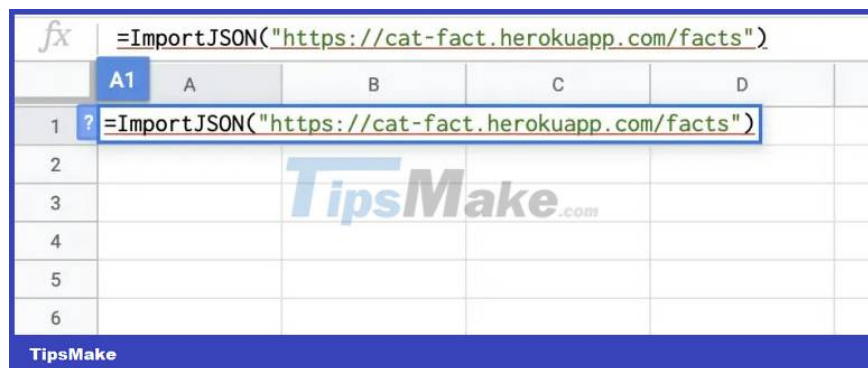
```
=ImportJSON("https://api.example.com")
```

There should be "double quotes" around the URL and single quotes around the quotes.

In the URL is where you will specify your endpoint and add any other parameters to fetch the data you need.

8. Import JSON data

The final step to enter JSON, after entering the JSON URL, into your Google Sheets is to press the **Enter** button on your keyboard and wait for the JSON data to populate the spreadsheet.



The screenshot shows the result of the ImportJSON formula. The data is imported into a spreadsheet with columns A through G. The data is as follows:

	A	B	C	D	E	F	G
1	Id	Text	Type	User Id	User Name First	User Name Last	Upvotes
2	5b1b4055841d9	Scottish sailer Al	cat	5a9ac18c747881	Alex	Wohlbruck	4
3	590c752b5363e	Kangaroos can't	cat	590c74045363e	Hampton	McGrath	3
4	5b3bd7d24cf4e1	The myth that a	cat	5a9ac18c747881	Alex	Wohlbruck	3
5	5b453e380fd3a6	Exposure to UV	cat	5a9ac18c747881	Alex	Wohlbruck	3
6	590b9d90229d2f	Evidence sugges	cat	5a9ac18c747881	Alex	Wohlbruck	2
7	58923f2fc3878c	I don't know anyt	cat	5887e9f65c873e	Jackson	Sippe	2
8	59cd7a97c82812	Since cats treat	cat	5a9ac18c747881	Alex	Wohlbruck	2
9	58e007cc0aac31	Cats are the mos	cat	58e007480aac3	Kasimir	Schulz	2
10	58e008510aac3	In tigers and tab	cat	58e007480aac3	Kasimir	Schulz	2
11	58e008c50aac31	The world's riche	cat	58e007480aac3	Kasimir	Schulz	2
12	58e008630aac3	When cats grima	cat	58e007480aac3	Kasimir	Schulz	2
13	58e008a30aac3	A cat's purr may	cat	58e007480aac3	Kasimir	Schulz	2
14	58e008d00aac3	Your cat recogniz	cat	58e007480aac3	Kasimir	Schulz	2
15	58e00a850aac3	Cats have a long	cat	58e007480aac3	Kasimir	Schulz	2
16	58e00b3a0aac3	Polydactyl cats	a cat	58e007480aac3	Kasimir	Schulz	2
17	58e00b5f0aac31	When asked if he	cat	58e007480aac3	Kasimir	Schulz	2
18	58e00bdb0aac3	Cats can change	cat	58e007480aac3	Kasimir	Schulz	2
19	58e00b820aac3	One legend clain	cat	58e007480aac3	Kasimir	Schulz	2
20	591d9bce227c1e	In Korea and Jap	cat	5a9ac18c747881	Alex	Wohlbruck	2

Import JSON into Google Sheets demo

You finished reading the article "[Instructions for importing JSON into Google Sheets](#)" edited by the [TipsMake](#) team. We hope this article has provided you with many useful tech tips and tricks. You can search for similar articles on tips and guides. Thank you for reading and for following us regularly.

