

Instructions for finding YouTube Music songs in Gemini

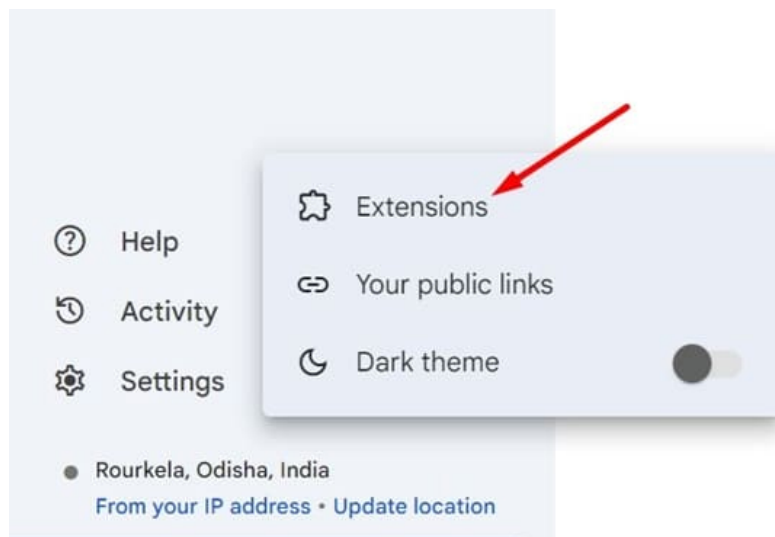
Gemini updated the YouTube Music utility, helping music listeners access their music library on the app to find many playlists they like.

Users can ask Gemini to provide music by song, album, artist, playlist, genre, etc. For example, you can ask Gemini to play rock radio music or play music that I like,. . Below is a very simple guide to finding YouTube Music songs in Gemini.

How to find YouTube Music songs in Gemini

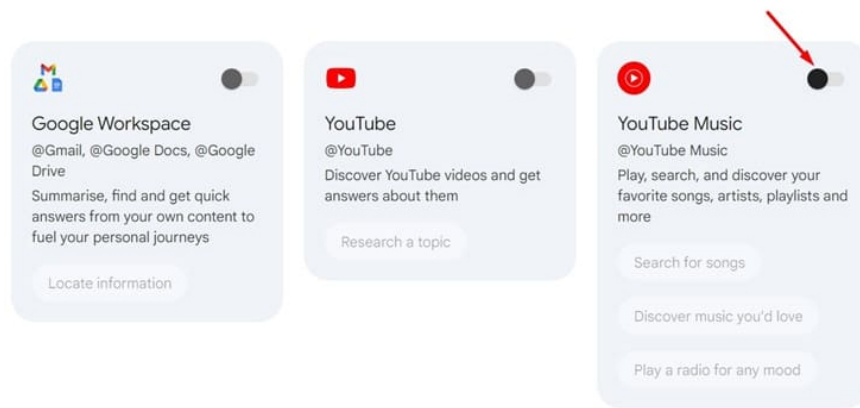
Step 1:

You access Google Gemini then click **Settings** below. Now we click on **Extension** to access existing utilities on Gemini.



Step 2:

Switch to the utilities interface, you need to **activate the YouTube Music utility** to use it. Next, a notification will appear **allowing Gemini to access your YouTube Music account** , click Connect to agree to connect.

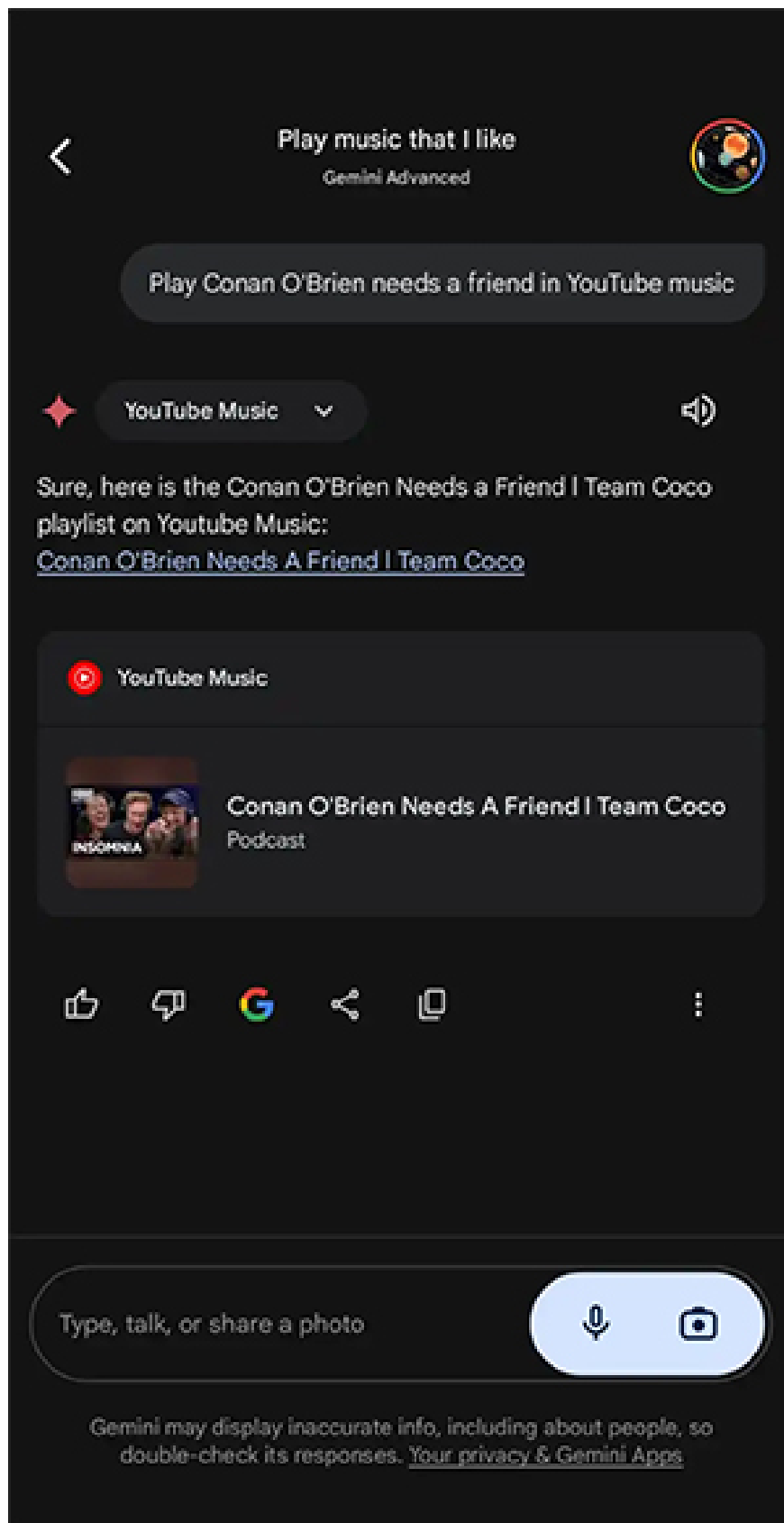


Step 3:

Now you can ask Gemini to search for anything you want on YouTube Music. You can refer to some song search commands on YouTube Music using Gemini such as:

1. Find [song name] by [artist name]
2. Find album [album name] by [artist name]
3. Find playlists
4. Find music [genre]
5. Search for songs similar to [song name] by [artist name]
6. Find songs that say [lyrics]
7. Find music videos [song name]
8. Start a radio show based on the song [song name]
9. Search for songs by [artist name]

We will then see suggestions from Gemini, just click on the result to access it on YouTube Music.



You finished reading the article "**Instructions for finding YouTube Music songs in Gemini**" edited by the [TipsMake](#) team. We hope this article has provided you with many useful tech tips and tricks. You can search for similar articles on tips and guides. Thank you for reading and for following us regularly.

