

Instructions for finding the Android phone model (line) you own

Every year, manufacturers produce new Android phones. Therefore, it is difficult to find out (or remember) what phone line you own. This is how you can do it.

Every year, manufacturers produce new Android phones. Therefore, it is difficult to find out (or remember) what phone line you own. This is how you can do it.

1. Ways to connect Android phones to Samsung TVs
2. Things to note before buying an old Samsung phone
3. How to use Find My Mobile to find lost Samsung Galaxy phones

Find the model on the phone case

The first way you should try when searching for a phone model is to check the case. It is possible that the model name will be printed on the camera body. It is located on the back of the phone. If you are using a Samsung or LG phone, the model name will be printed under the brand name. Very simple.



But not any information is printed on the phone case. If you need more information (such as a specific model number), you need to search in the phone settings.

Find the model number in the phone settings

No matter which phone you are using, you will find details about the model in the Settings / Settings menu. Drag down the notification bar and touch the gear icon to open the Settings menu.

10:23 AM | Sat, March 31

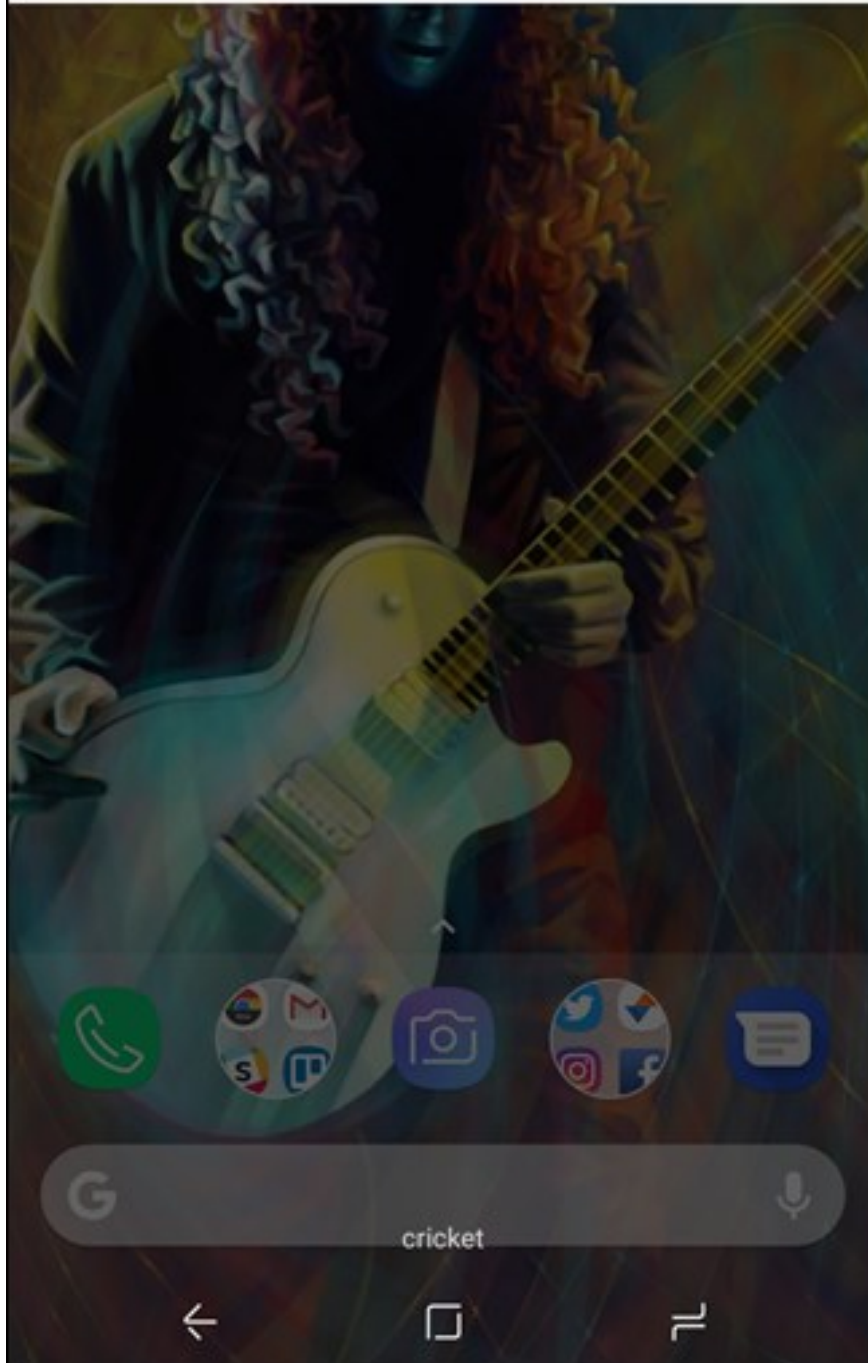


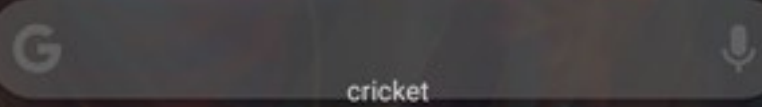

 Android System 1 apps are using battery | 3/26/18 ▾


 AccuBattery Now: -166 mA (57h 5m left) | 22:12:25 ▾

NOTIFICATION SETTINGS

CLEAR



 G cricket 



Note: With some phone lines, you need to drag the notification bar down 2 times to see the gear icon.

On the Settings screen, scroll the screen to the bottom and find the **About Phone** section. On some phones, such as phones running Android Oreo (8.x) - you need to open the System menu first and then find the About Phone section.

Search



Apps

Default apps, App permissions



Lock screen and security

Always On Display, Face Recognition, Fingerpri...



Cloud and accounts

Samsung Cloud, Backup and restore, Smart Sw...



Google

Google settings



Accessibility

Vision, Hearing, Dexterity and interaction



General management

Language and input, Date and time, Reset



Software update

Download updates, Scheduled software update...



Help

User manual



About phone

Status, Legal information, Device name



Developer options

Developer options



Search settings

91% - 1d 2h 47m left

Display
Wallpaper, sleep, font size

Sound
Volume, vibration, Do Not Disturb

Storage
68% used - 20.37 GB free

Security & location
Play Protect, screen lock, fingerprint

Users & accounts
Current user: Cameron

Accessibility
Screen readers, display, interaction controls

Google
Services & preferences

System
Languages, time, backup, updates

Support & tips
Help articles, phone & chat, getting started




← System ?

 Languages & input
Gboard

 Gestures
Active Edge on, squeeze for your Assistant

 Date & time
GMT-05:00 Central Daylight Time

 Backup
On

 Developer options

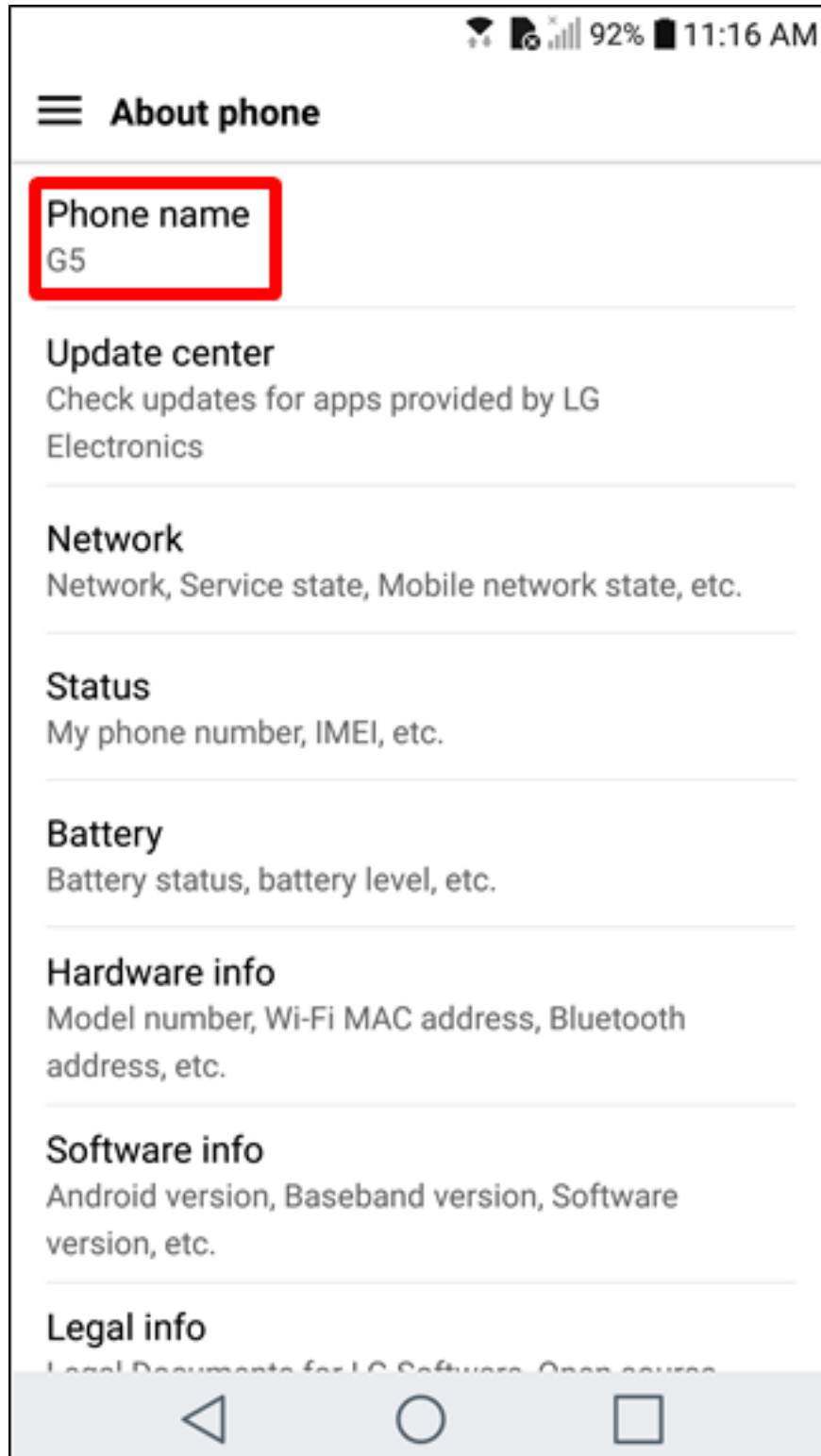
 System update
Updated to Android 8.1.0

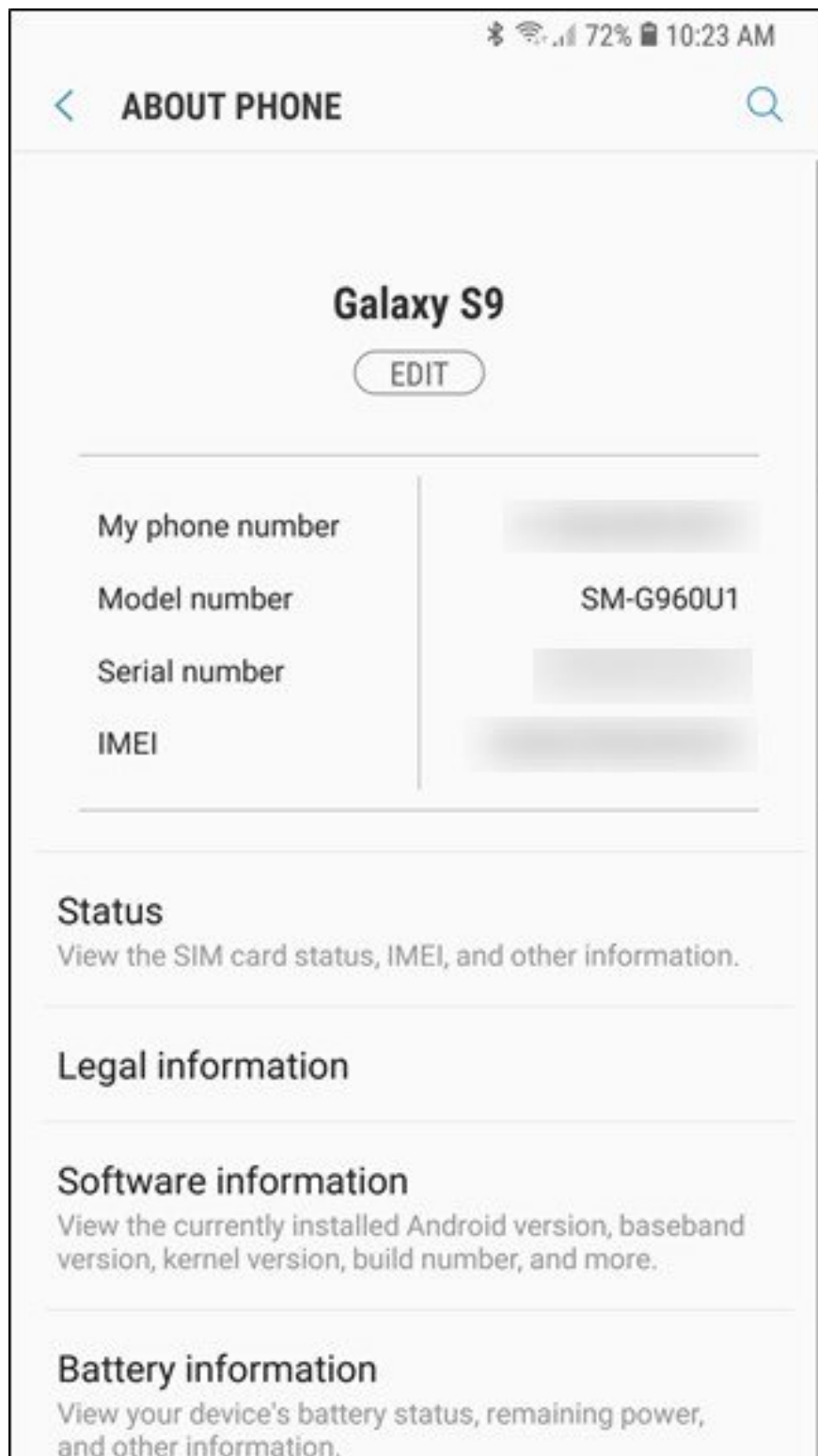
 Reset options
Network, apps, or device can be reset

 About phone
Pixel 2 XL

 System UI Tuner

You will also find the most basic information like the phone name here. This is usually the generic name of the phone, such as LG G5 or Samsung Galaxy S8. Galaxy S9 phone has **About Phone** menu / **Phone information** that displays most of the information you need on one screen.





If this screen shows you all the information you need, you don't need to do other things. But if you need more specific information, such as the model number of your phone, you need to search more closely. This information can be displayed elsewhere on the **About Phone** screen. You need to drag the screen down a bit.

Some manufacturers even hide this information further. If you cannot find information about the phone model number in the **About Phone** section, find the **Hardware Info / Hardware Information section** and open it.

☰ **About phone**

Phone name

G5

Update center

Check updates for apps provided by LG
Electronics

Network

Network, Service state, Mobile network state, etc.

Status

My phone number, IMEI, etc.

Battery

Battery status, battery level, etc.

Hardware info

Model number, Wi-Fi MAC address, Bluetooth
address, etc.

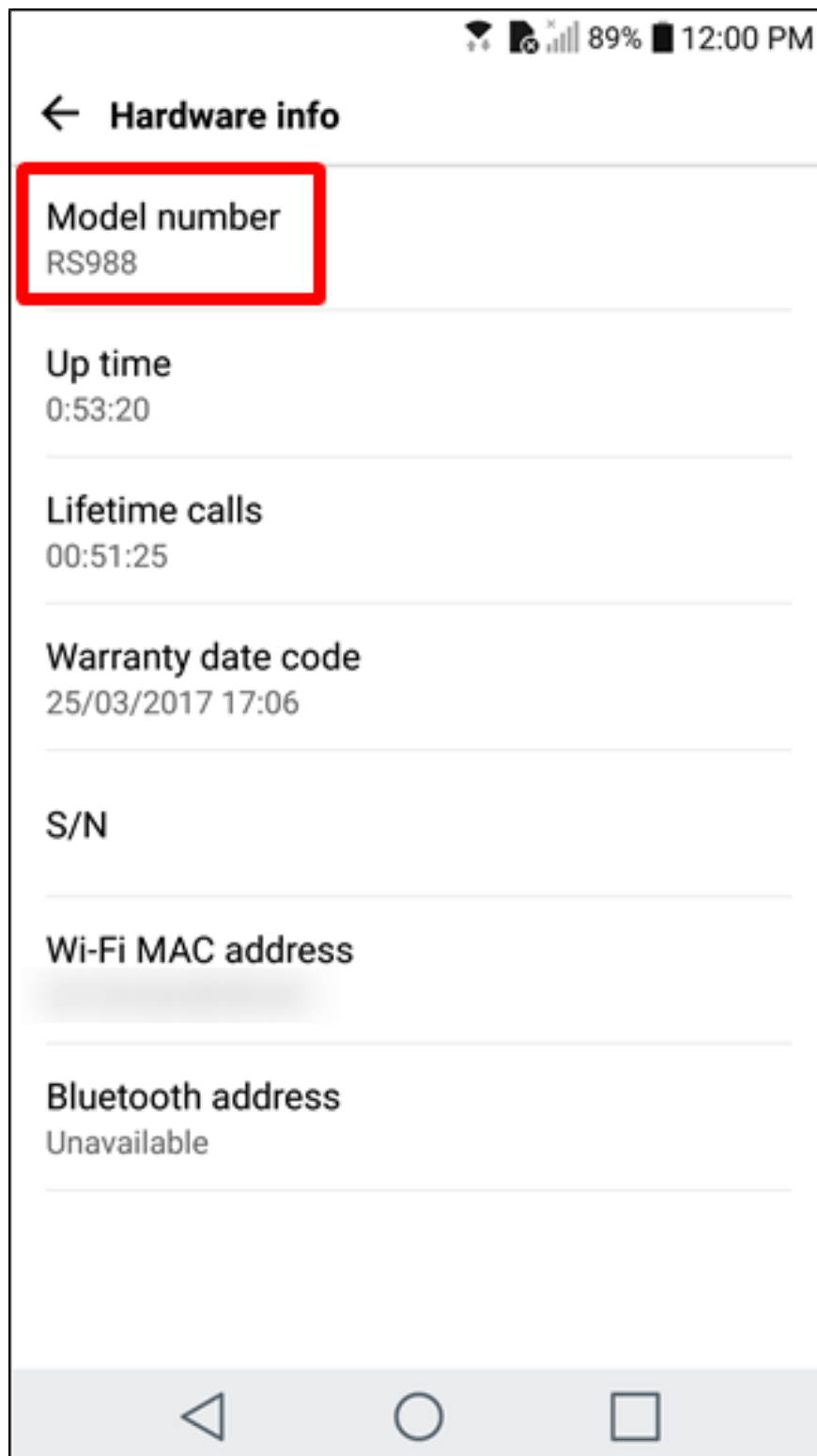
Software info

Android version, Baseband version, Software
version, etc.

Legal info

Legal Documents for LG Software, Open source





Use the third-party application to find the model of the device

If you have difficulty finding this information, you can use a third-party application called Droid Hardware Info. With this application you can also Check Android phone configuration.

This app is a great option to search for details about the phone. Quick install and open it up. The first information displayed will tell you about the model number of the phone.



- Device
- System
- Memory
- Camera

DEVICE

Model	SM-G960U1 (starqlteue)
Manufacturer	samsung
Baseband Version	G960U1UEU1ARBG
RIL Version	Samsung RIL v4.0
Build Number	R16NW.G960U1UEU1ARBG
Build Fingerprint	samsung/starqlteue/starqlteue:8.0.0/R16NW/G960U1UEU1ARBG:user/release-keys
Bootloader	G960U1UEU1ARBG
Java VM	ART 2.1.0
OS Version	O (8.0.0)
SDK	26

DISPLAY

Resolution	1080x2220 pixels
Software Density	420 dpi
Refresh Rate	60 Hz



See more:

1. Instructions for checking the origin of Android and iOS phones
2. Instructions for checking the available RAM capacity of your device
3. How to check if Android phone has been certified by Google
4. How to check fake and real memory card on Android phone
5. Do you know the difference between genuine and portable phones?

You finished reading the article "**Instructions for finding the Android phone model (line) you own**" edited by the [TipsMake](#) team. We hope this article has provided you with many useful tech tips and tricks. You can search for similar articles on tips and guides. Thank you for reading and for following us regularly.