

Instructions for finding and deleting duplicate files on Windows

Instructions on how to find and delete duplicate files on your computer with the most popular applications - help free up disk space on the system.

Duplicate files are wasting valuable space on your computer's hard drive - especially if you use an SSD. These duplicate files will make the backup of your computer bigger and bigger without solving any problems. Here's how you can free up disk space.

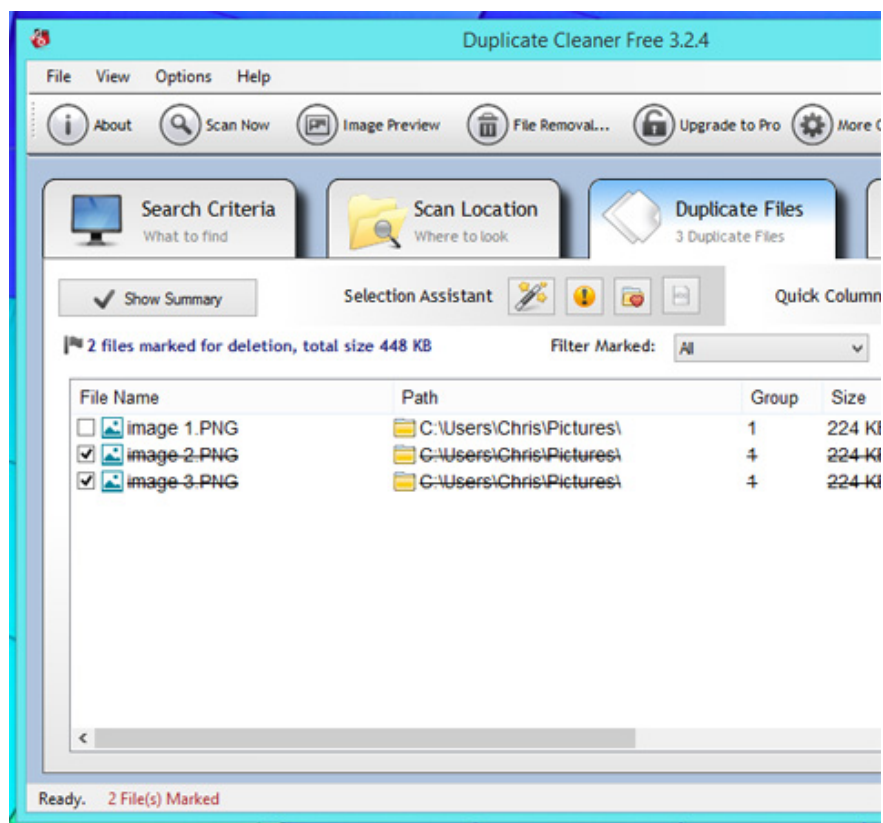
Each program TipsMake.com mentioned below is accompanied by a link to download the safe installer - there will not be any bad tools or junkware installed.

1. Methods to free up memory space

Duplicate Cleaner by Digital Volcano

Digital Volcano's Duplicate Cleaner is also one of the options you should consider. Duplicate Cleaner will scan your computer and any external drive to search for duplicate files.

The advantage of this application surpasses dupeGuru application by its interface.



Download here.

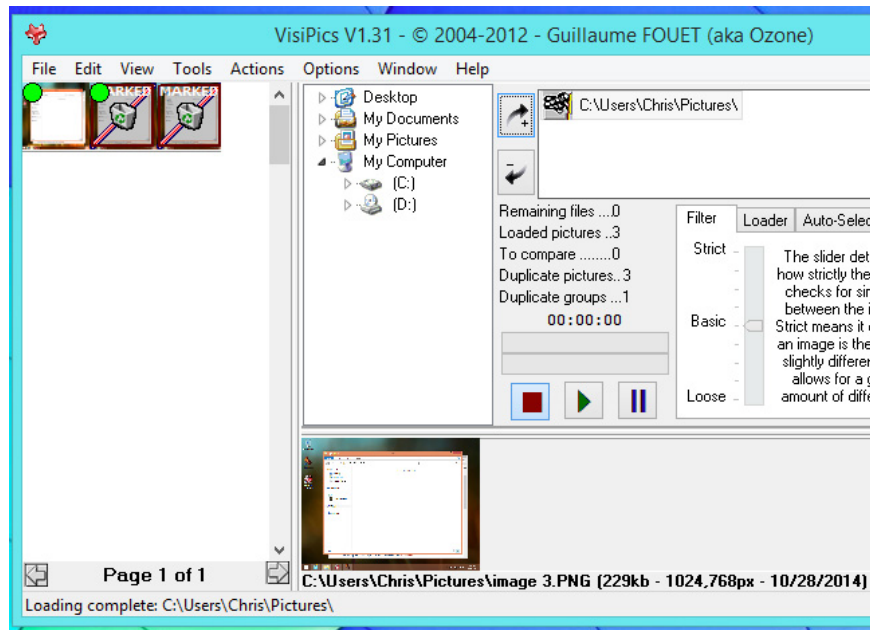
Duplicate Cleaner Pro is a paid version of Digital Volcano. If you want to find and delete duplicate files quickly, there is no tool to do this better than Duplicate Cleaner Pro 4. You may have to pay for this program, but in return it is easy to use and full of features. Digital Volcano is making money using classic methods - providing quality products and hoping users pay for the upgraded version with more features.

You can download the trial version here and experience it if you like it.

VisiPics

Use VisiPics to scan the same or not completely identical image files, other file names and other resolutions. For example, VisiPics will search for resized or edited image files and mark them as copies. VisiPics will help you delete the copies you don't want to use anymore.

If you have a large collection of images, VisiPics will be an ideal application. This application provides an intuitive interface for reviewing and deleting low-resolution copies, keeping only high-resolution images in duplicate images.

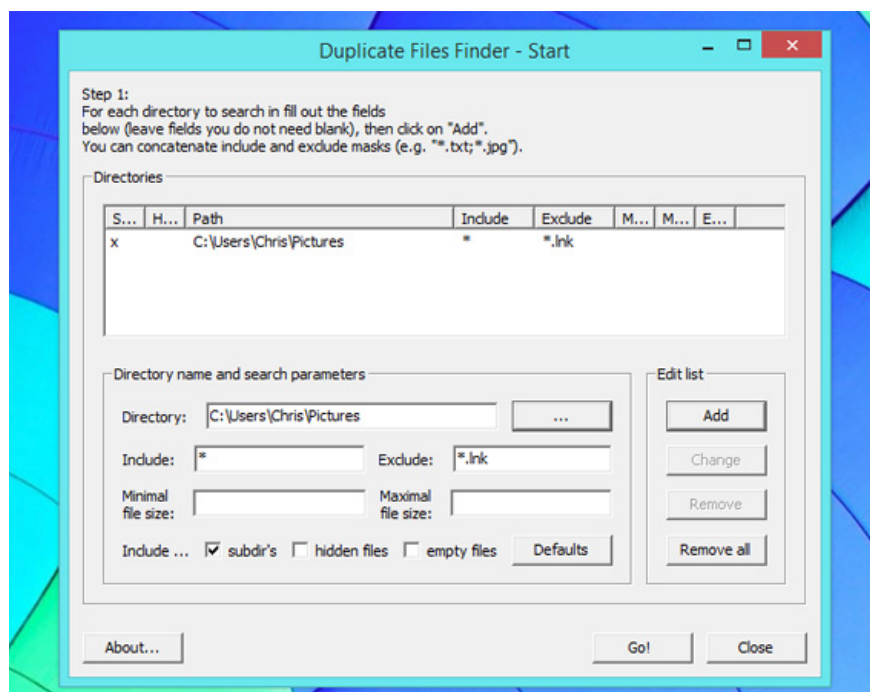


Link download: [Download VisiPics application](#)

Duplicate File Finder

Duplicate File Finder is yet-functional barebones-yet open source application with a simple interface. The application will find files of the same size and compare whether they are duplicates or not.

Duplicate File Finder works with directory scanning algorithms and smart drives. As a result, the space on the computer hard drive is released and increases the performance of the computer. Duplicate File Finder performs faster on large files, meaning you can save time. Duplicate File Finder may have an unattractive interface, but it is definitely a useful tool.



Download here.

This is not a complete list of duplicate file search applications for Windows. There are many other programs, but they often come with an installer with lots of adware that is very annoying for users. The above utilities are popular applications, operate effectively without harming the user's computer system.

Remember not to delete duplicate files in system folders - for example, **C: Program Files** or **C: Windows** . Only delete personal files and data such as documents, images, music files, videos or other duplicate files except system files.

These are applications that find and delete duplicate files effectively. If you want to use it, please click on the attached link to download!

You finished reading the article "**Instructions for finding and deleting duplicate files on Windows**" edited by the [TipsMake](#) team. We hope this article has provided you with many useful tech tips and tricks. You can search for similar articles on tips and guides. Thank you for reading and for following us regularly.