

Instructions for entering the latest Ni no Kuni: Cross Worlds codes and codes

Ni no Kuni: Cross Worlds is the latest installment in Level-5's fantasy RPG series. Participating in Ni no Kuni: Cross Worlds, players can choose 1 of 5 character classes, including Destroyer, Engineer, Rogue, Swordsman and Witch.

At the same time gamers can choose between 2 modes: Kingdom, a cooperative multiplayer mode, which can explore the world together, and Team Arena mode, a competitive multiplayer mode in which 6 players compete together in teams of 3.



Unlike the first Ni no Kuni title, this game is available on mobile and PC and is played entirely online. And like many other mobile games, Ni no Kuni: Cross Worlds has provided some codes for players to redeem for special rewards.

This article will provide a constantly updated list of the latest Ni no Kuni: Cross Worlds codes, explaining how it works and the steps to enter the redemption codes, as well as the rewards that can be obtained in the game.

Latest Ni no Kuni: Cross Worlds codes

All codes of Ni no Kuni: Cross Worlds have a certain expiration date, so players need to enter the code quickly to avoid that code is no longer valid. Each player can only use the redemption code once. In addition, everyone needs to pay attention to enter the correct code, including uppercase, lowercase letters and special characters, to ensure receiving the gift.

Code	Reward
------	--------

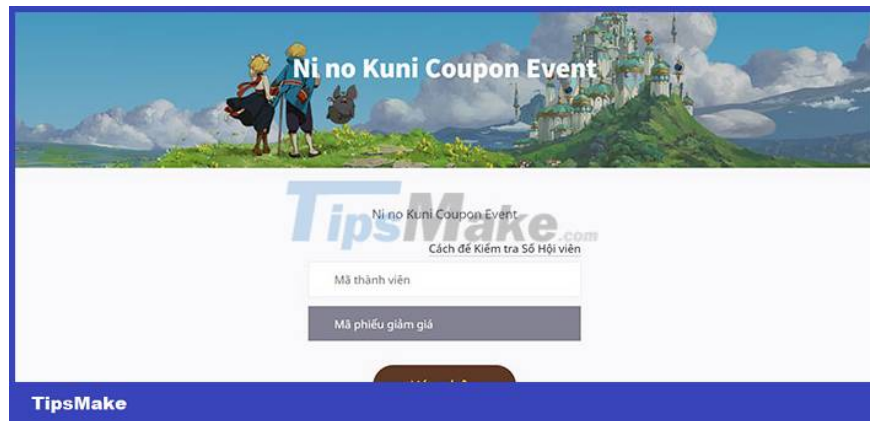
ENTERCROSSWORLDS	Catarumpus Hat Chest Special Title
ARCANACAMP	Firepit Trade Badge Arcana Tent . Trade Badge
LUCKYDIVER	2 Varnish Chest 10 2 Bean Pod 10
WELCOMETOCW	1 Energy Drink 2 Sweet Drink 2 Aroma of Focus
SUPERTEN	Super Star Pose Chest
TWENTYAWESOME	50,000 Gold
CAMPINGEVERMORE	Camping Chair Exchange Badge Llapaca . Exchange Badge

Instructions for entering code Ni no Kuni: Cross Worlds

After knowing the codes are working, the player needs to take several steps before receiving the in-game items. Here's how to use the code Ni no Kuni: Cross Worlds.

Step 1 : Visit the official website to change the code for Ni no Kuni: Cross Worlds.

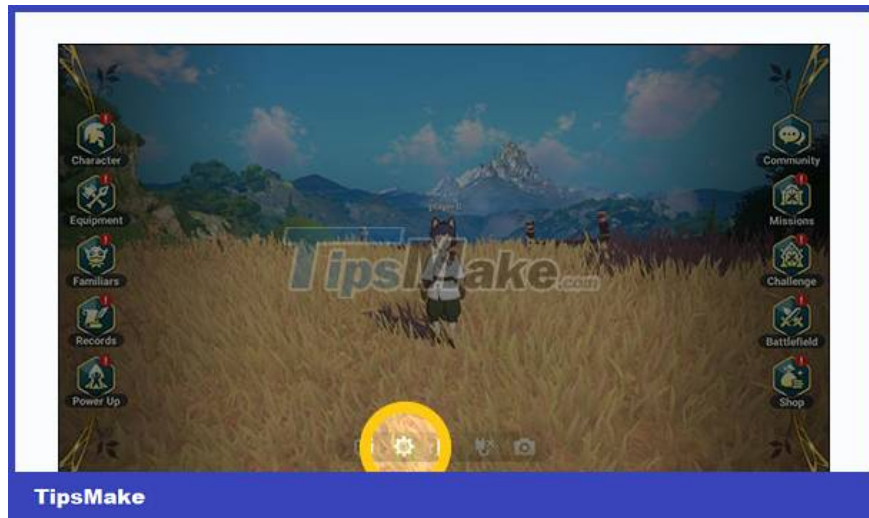
Step 2 : Enter **Membership** Code and **Coupon Code** (code provided above. Then press **Confirm** button) .



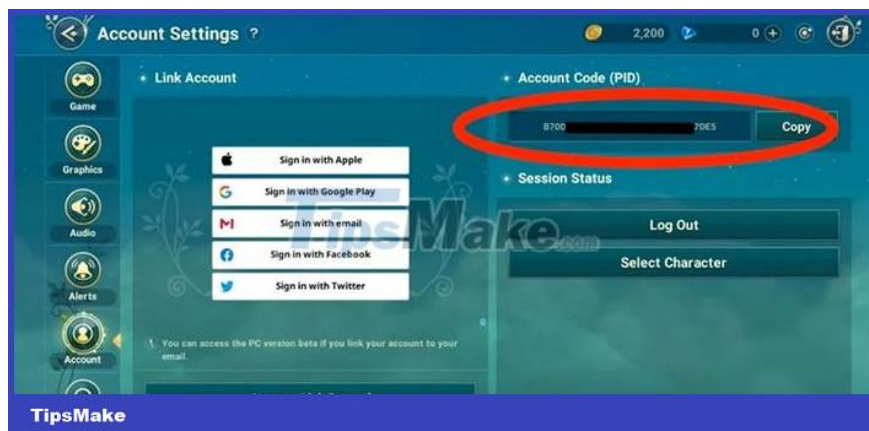
Step 3 : To check what your Membership Code is, open the game and tap the **3 horizontal lines** icon in the upper right corner of the screen.



Now tap the **gear icon** at the bottom to enter the settings menu.



Click the **Account** tab towards the bottom, then the player will see his Account Code on the right. It's a long number, so make sure to enter it correctly on the redemption site.



Step 4 : After successfully redeeming the code, restart Ni no Kuni: Cross Worlds and log in as usual.

Go ahead and tap the mail icon at the top right of the screen and the player will see the gift.

How to redeem in-game items

Now, before being able to equip or use gifts, gamers need to activate it first. To do this, click the backpack icon at the top right of the screen.



There will be 5 tabs to browse through, select the tab with a potion icon. Players will find gifts here and need to click to receive them.

Things like hats will be available in the **Outfit** menu and the rest will be in their respective sections.

You finished reading the article "**Instructions for entering the latest Ni no Kuni: Cross Worlds codes and codes**" edited by the [TipsMake](#) team. We hope this article has provided you with many useful tech tips and tricks. You can search for similar articles on tips and guides. Thank you for reading and for following us regularly.