

Instructions for entering codes and Mystery Gift codes in Pokémon Legends: Arceus

Pokémon Legends: Arceus is captivating Pokémon lovers around the world with its new and unique gameplay. The game is a great combination of action, adventure, role-playing of the original Pokémon series.

In the tradition of Pokémon games, players can receive some free gifts through the Mystery Gift code. These gifts can include items, equipment, and even Pokémon.

In this article, let's learn how to unlock the Mystery Gift function in Pokémon Legends: Arceus, as well as a constantly updated list of the latest gift codes.

How to unlock the Mystery Gift function in Pokémon Legends: Arceus

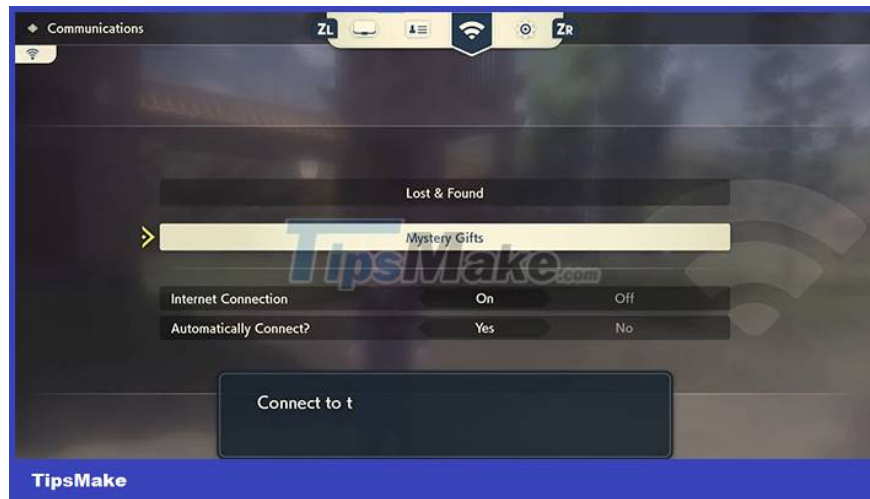
To gain access to the Mystery Gift function, the player needs to complete quest 5, a request from NPC Mai. This is a main quest and gamers can complete it easily within a few hours of starting the game.



In this quest, the player will meet Mai of the Diamond Clan, learning how a variety of combat systems work. Once completed, the Mystery Gift function will be unlocked immediately.

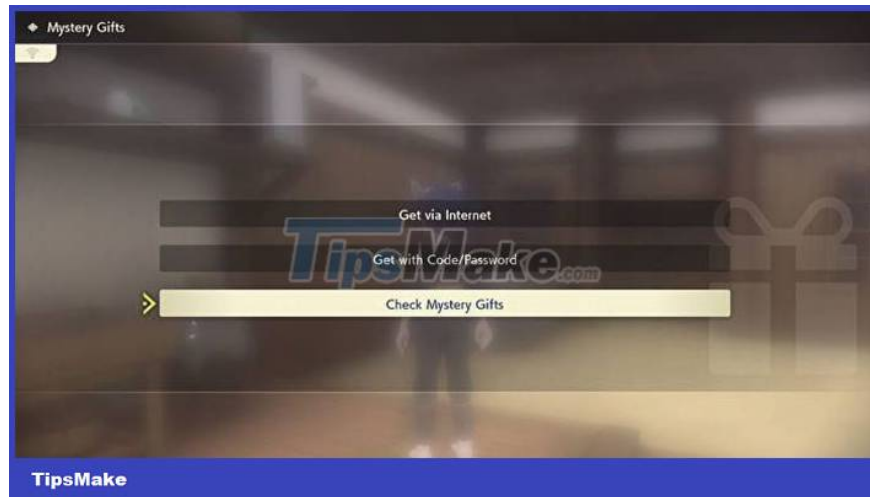
How to redeem Mystery Gift code in Pokémon Legends: Arceus

Once you have completed the request from Mai, open Satchel, press the ZR button to scroll to the Communications tab and click on the Mystery Gift option.



This menu will give gamers two options to get free items:

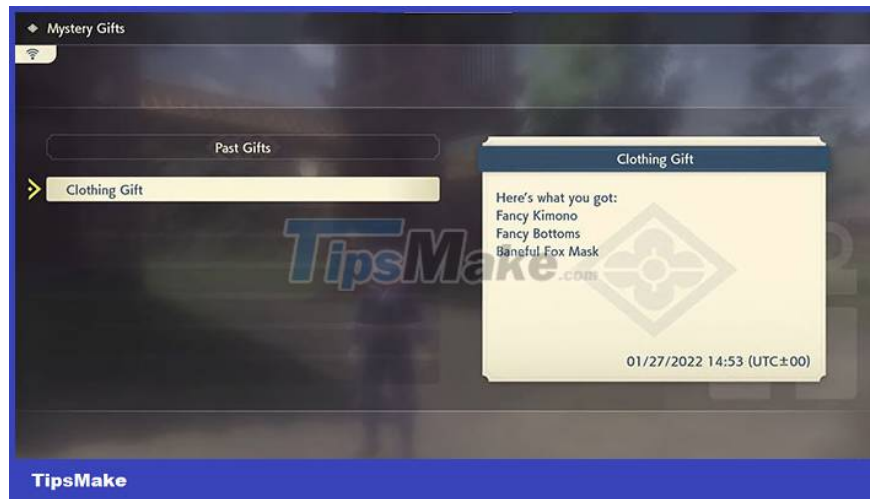
1. Get via Internet.
2. Get with Code/Password



Any gift from the Get via Internet option requires no input, other than choosing the gift the player wants.

To receive a password or code-protected gift, select Get with Code/Password and enter the code. The player can then own the corresponding items.

To check the received gift, click Check Mystery Gifts.



How to get Mystery Gift items in Pokémon Legends: Arceus

There are currently a number of items available for players to collect as follows:

Items	How to receive	Expiration date
Hisuian Growlithe Kimono Set	Select Get via Internet	09/05/2022
Baneful Mask	Select Get via Internet	09/05/2022
Heavy Ball Set	Purchases in the Nintendo eShop will receive a code via email	09/05/2022
Garchomp Kimono Set	Amazon US/JP pre-orders will receive the code via email	May 16, 2022

Some other free items and Pokémon

Bonus item when saving data



Players of previous Pokémon games can get free rewards depending on the game that has saved data on the Switch. Gamers will be able to receive these items after joining the Galaxy Expedition Team after about an hour into the game. Then just talk to Clothier in Jubilife City to get the items.

1. Shaymin Kimono Set: The player must save data on the Switch for the game Pokémon Sword or Pokémon Shield.
2. Modern Team Galactic Set: Players must save data on the Switch for Pokémon Brilliant Diamond or Pokémon Shining Pearl games.
3. Pikachu and Eevee Masks: The player must save data on the Switch for the game Let's Go Pikachu or Let's Go Eevee.

Darkrai and Shaymin

Players of previous Pokémon games on Switch can get 2 Legendary Pokémon, Darkrai and Shaymin.



They come from secret requirements added at the end of the game if the gamer has certain save files from previous games on his Switch.

To access these requirements, everyone will need to have the appropriate save file, complete the main storyline, then head to Laventon's blackboard in Galaxy Team HQ.

1. Shaymin (Land Forme): The player must save data on the Switch for the Pokémon Sword or Pokémon Shield games and complete the secret request A Token of Gratitude.
2. Darkrai: The player must save the data on the Switch for the Pokémon Brilliant Diamond or Pokémon Shining Pearl games and complete the secret request The Darksome Night.

You finished reading the article "**Instructions for entering codes and Mystery Gift codes in Pokémon Legends: Arceus**" edited by the [TipsMake](#) team. We hope this article has provided you with many useful tech tips and tricks. You can search for similar articles on tips and guides. Thank you for reading and for following us regularly.