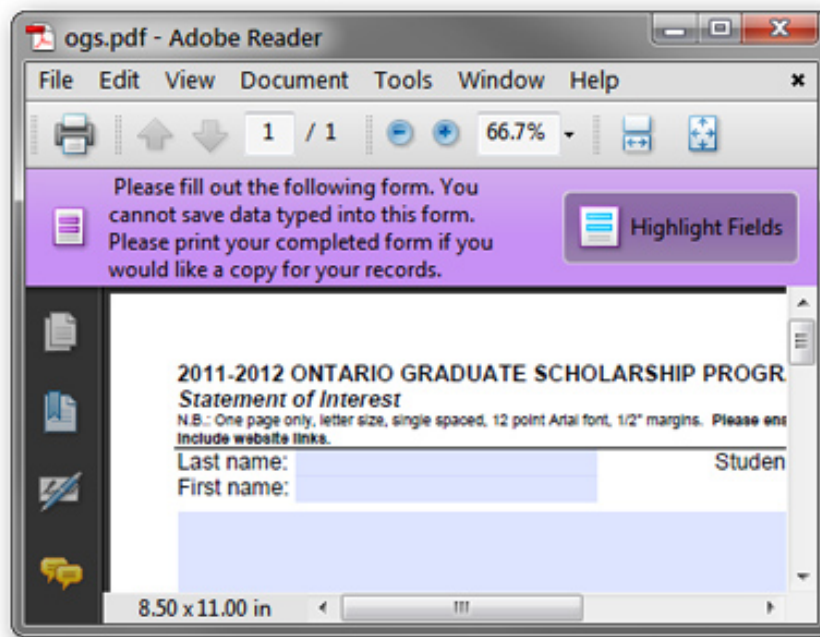


Instructions for editing data in form of PDF file

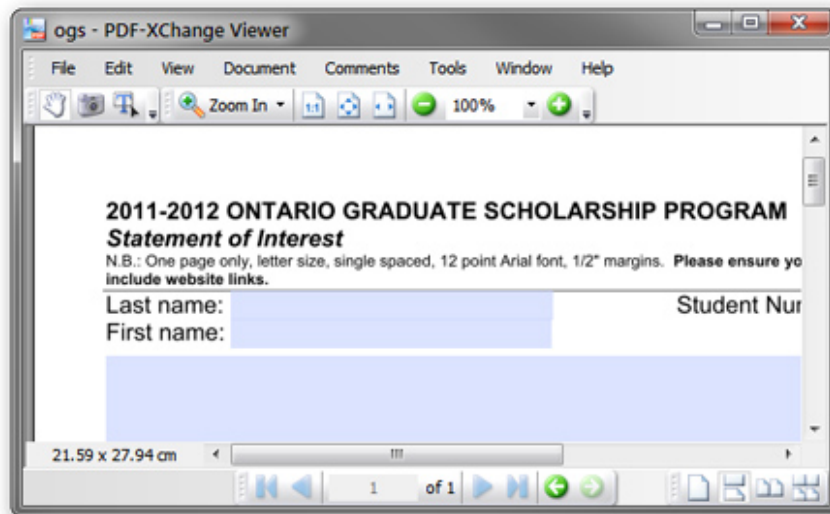
Fillable PDF form - forms available in PDF files for users to fill in data, usually they are very useful and convenient compared to printing that text file to paper and manually filling in information.

Fillable PDF form - Fillable PDF form - forms available in PDF files for users to fill in data, usually they are very useful and convenient compared to printing that text file to paper and manually filling in information:

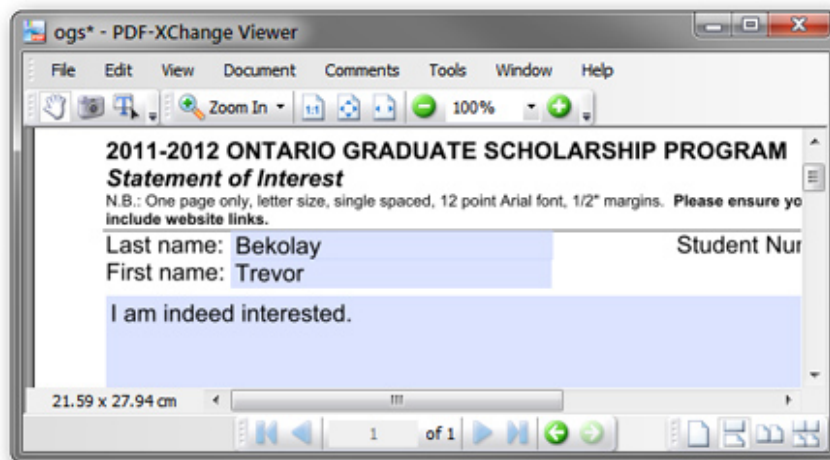


But if you make a small error or accidentally close the Adobe Reader application, you will have to do the whole step of re-entering the information from scratch. Here, TipsMake.com will introduce to you a free and popular tool, widely used in the process of processing PDF documents today: PDF-XChange Viewer.

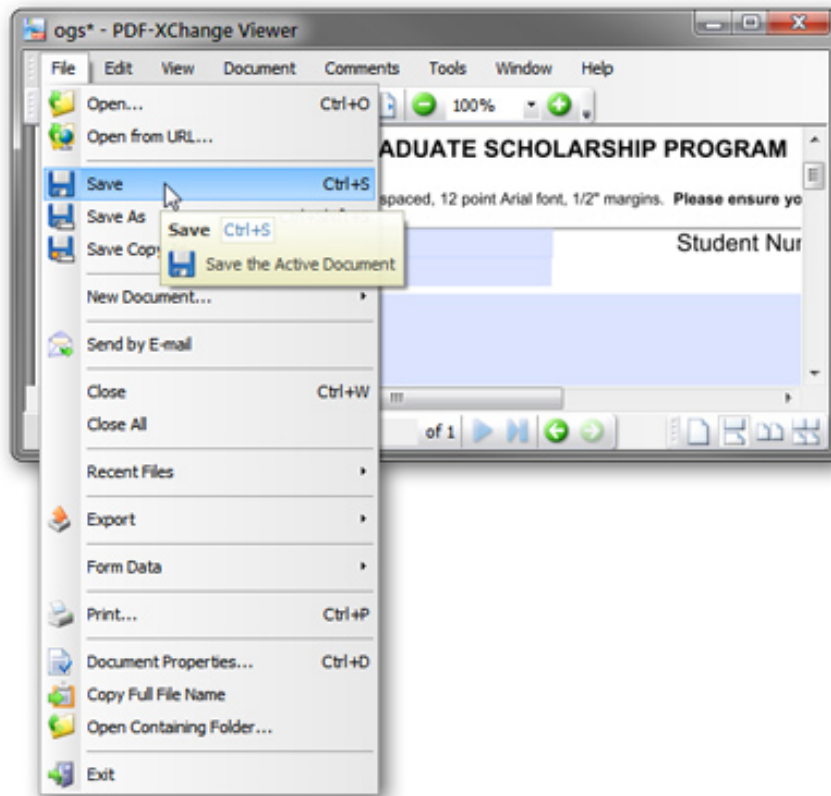
After successfully downloading and installing the PDF-XChange Viewer, open any PDF form that contains the form template (right-click and select **Open With PDF-XChange Viewer**):



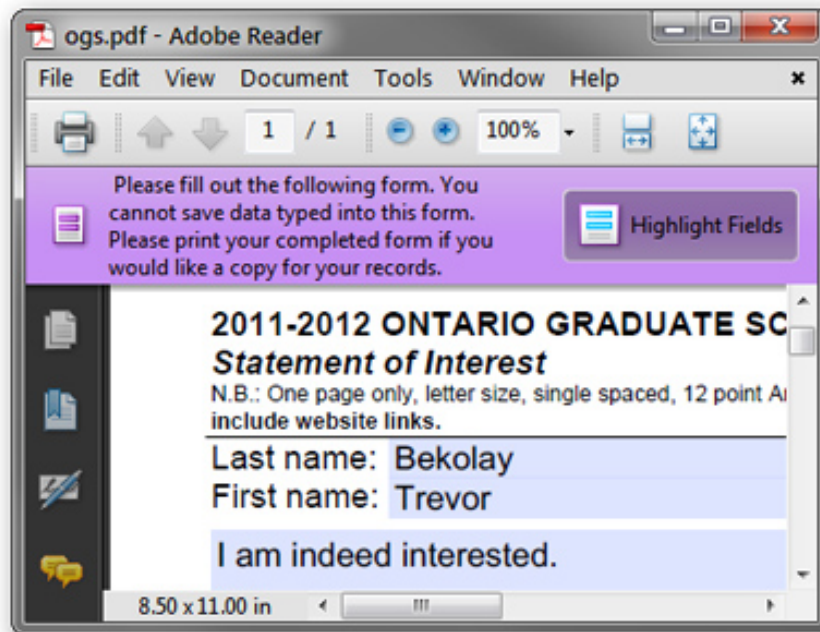
And enter the corresponding information there:



Then choose **File> Save** or press **Ctrl + S** :



After saving, you open it and you will see all the information saved correctly and completely:



With the Free version of the PDF-XChange Viewer, users will also be satisfied with what the PDF-XChange Viewer application offers. Good luck!

You finished reading the article "**Instructions for editing data in form of PDF file**" edited by the [TipsMake](#) team. We hope this article has provided you with many useful tech tips and tricks. You can search for similar articles on tips and guides. Thank you for reading and for following us regularly.

