

Instructions for drawing graph functions online

No need for graphing software, geometric drawing tools on your computer, you can still create charts quickly and beautifully with online tools. The network administrator will introduce you to a famous online function graphing website that many users currently use is FooPlot.

No need for graphing software, geometric drawing tools on your computer, you can still create charts quickly and beautifully with online tools. These online tools have a lot of useful features and meet most of the basic needs in high school to college and graduate programs.

However, to choose an online graphing site, saving you hard drive space is not easy. Therefore, the network administrator will introduce to you a famous online function graphing website that many users currently use is FooPlot. Find out how to graph online on FooPlot website right now.

1. How to create charts, graphs in Excel
2. How to create a grid chart on MathType
3. Instructions for creating charts on PowerPoint

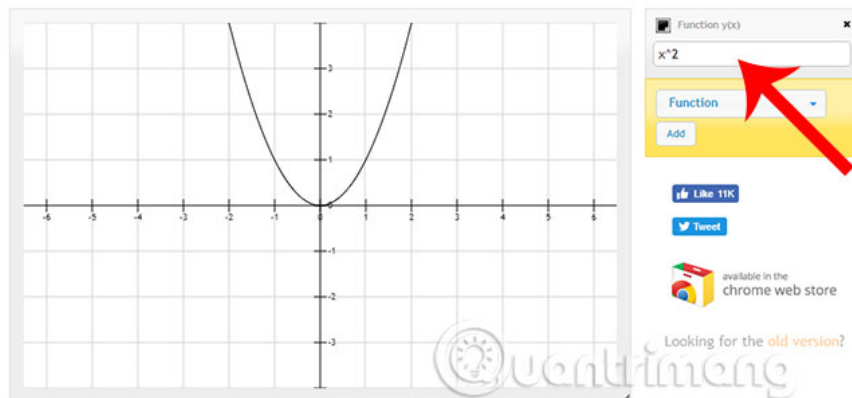
How to graph the function function online

Step 1:

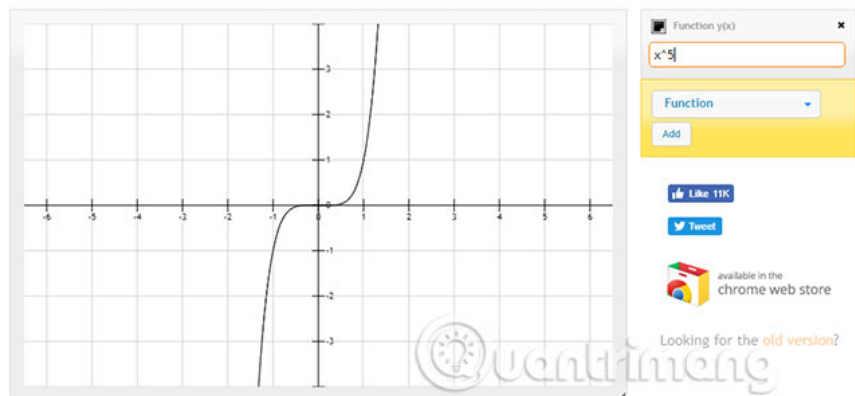
First of all, visit the FooPlot online graphing site here: <http://fooplots.com/>

Step 2:

After you have successfully accessed the FooPlot address above, you will see the function graph drawing appear. Here, you click on the **Function** box next to it and proceed to **enter your function formula** , then press **Enter** .

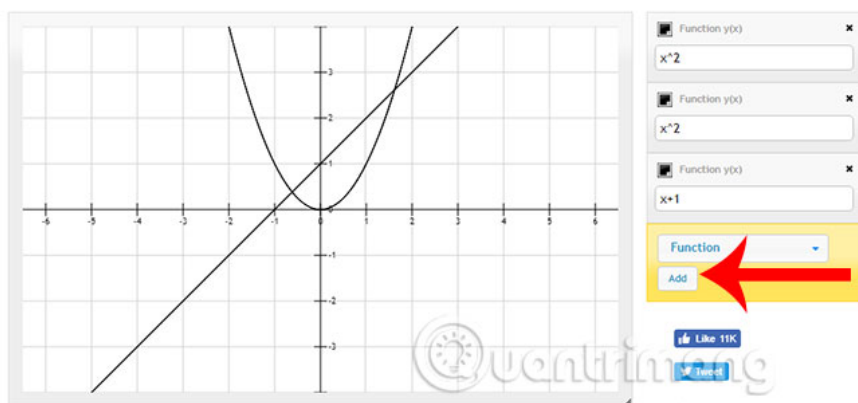


Immediately, the system will automatically graph the function online according to the formula you have entered.



Step 3:

Using FooPlot, you are also allowed to draw multiple functions on the same graph, just press the **Add** item at the bottom to add online graphing formulas to complete.



The above three steps are just a basic guide that makes it easier to graph online with FooPlot. In addition to the main function of drawing graph functions online, you can customize the paper background to make it easier to see. In addition, you can also refer to some other online chart creation tools through the previous posts that have been sent to you by the Network Administrator and selected for you a sympathetic tool. see the most suitable.

Wishing successful implementation!

See more:

1. Instructions for inserting, drawing and creating charts in Word 2007
2. Two quick online math solutions
3. How to install and use the Cabri II Plus Math drawing software

You finished reading the article "**Instructions for drawing graph functions online**" edited by the [TipsMake](#) team. We hope this article has provided you with many useful tech tips and tricks. You can search for similar articles on tips and guides. Thank you for reading and for following us regularly.
