

Instructions for downloading Fishing for Ten Thousand Pounds for PC

Detailed instructions for installing the game Fish It on PC via LDPlayer.

Fish It is a mobile entertainment fishing simulation phenomenon, but to enjoy vivid graphics, precise rope pulling and spacious screen, playing this game on PC via Android emulator is the optimal choice.

This article will provide step-by-step instructions so you can easily install and experience Fish It using the LDPlayer emulator in the smoothest way.

Builda is an app that hosts thousands of community-created minigames, and Fish It is one of the most popular titles on the platform. Playing games through Builda requires an Android or iOS device, but with LDPlayer, you can easily access this huge library of games right on your PC.

Instructions for installing Fish It on your computer

To play mobile games like Builda and Fish It on PC, you need an Android emulator. LDPlayer is the best choice because:

1. High Performance: Optimized for heavy graphics games, minimizing lag.
2. Multitasking Support: Allows you to configure and play games smoothly even on mid-range PCs.
3. Play Store Compatible: Easily download the Builda app directly from the store.

Minimum configuration to run LDPlayer

Ingredient	Minimum Requirements	Request Recommendation
Operating system	Windows 7/8/10 (64-bit)	Windows 10/11
CPU	Intel/AMD Dual Core or higher	Quad-core or higher
RAM	4GB	8GB or more
Memory	36GB free disk space	SSD for faster boot time

Step by step guide to setting up fishing with ten thousand pounds

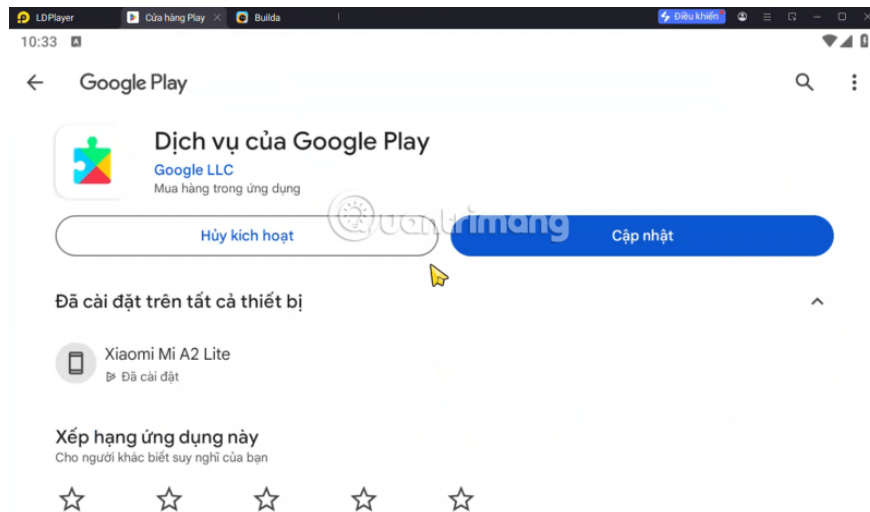
This process consists of three main stages: Installing the Emulator, Downloading Builda, and Logging in to play the game.

Step 1: Install LDPlayer emulator

LDPlayer

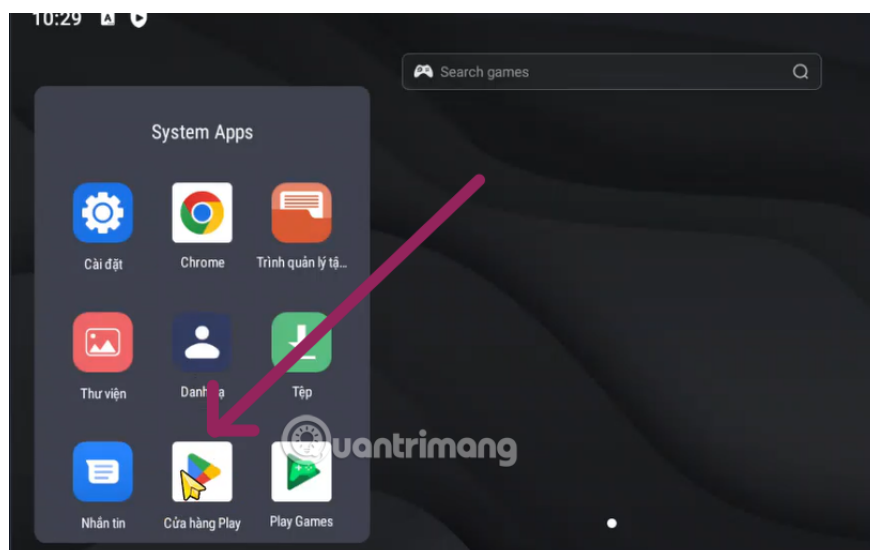
1. Download LDPlayer: Download LDPlayer from the link above.
2. Run the downloaded file. Select the installation folder and wait for the process to complete.
3. Launch LDPlayer: After installation, open the LDPlayer app. The first launch may take a few minutes.

If you can't run Builda, you may be prompted to update **Google Play Services** . Please update Google Play Services in that case.

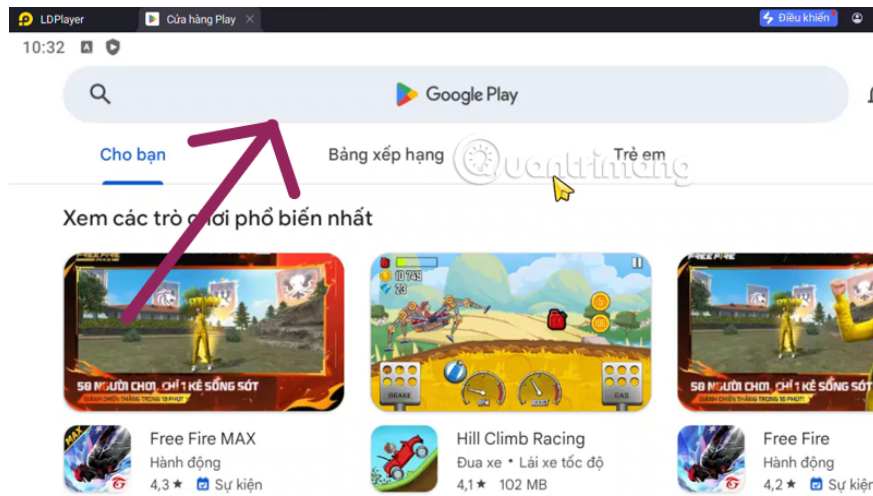


Step 2: Download Builda App via CH Play Store

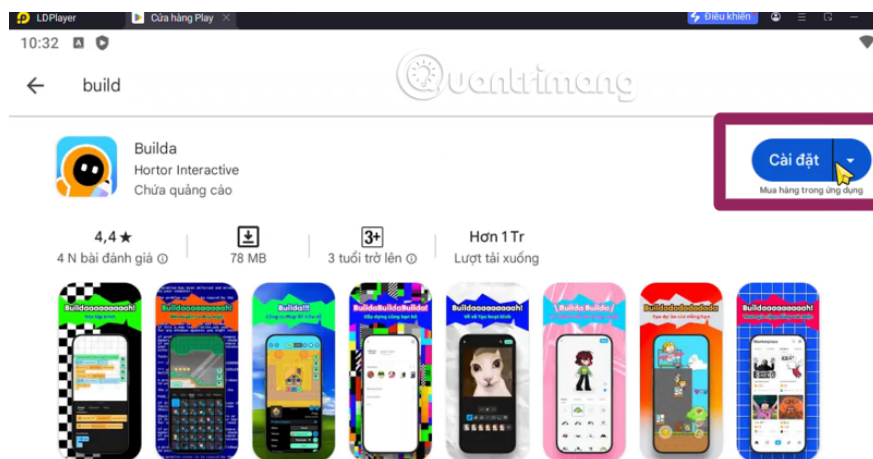
Access CH Play: In the main interface of LDPlayer, find and click the "System Apps" icon, then select "Play Store".



Google Sign In: Sign in with your Google Account (Gmail). This is a required step to download applications from CH Play.

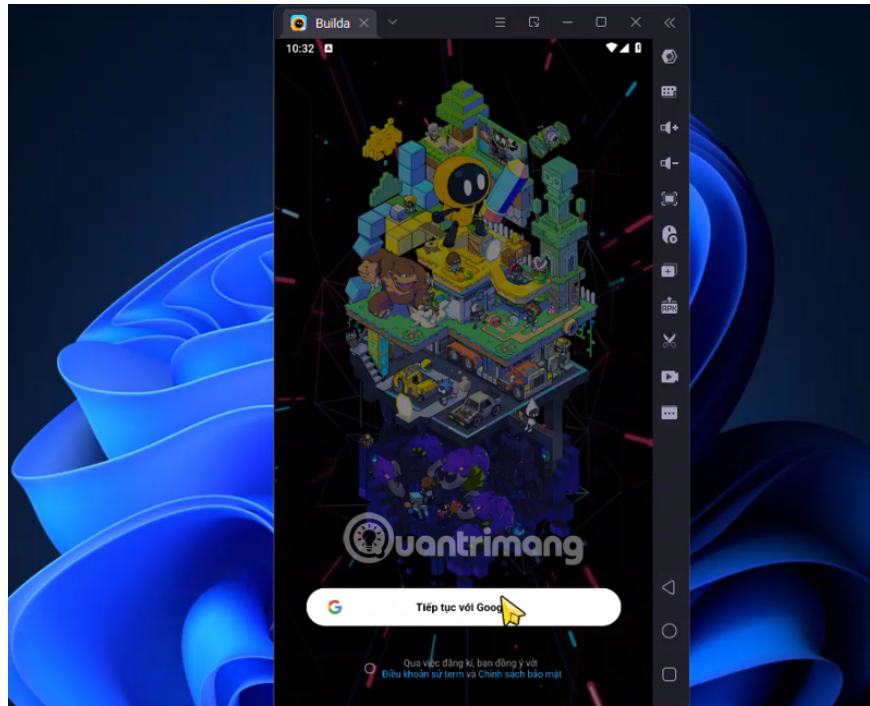


Search for Builda: On the Play Store search bar, type "Builda - Create and Play Games" or just type "Builda".

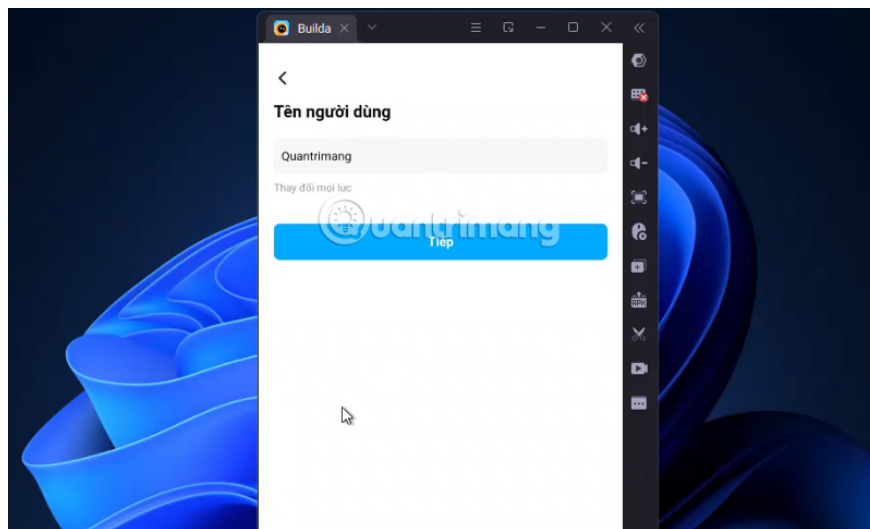


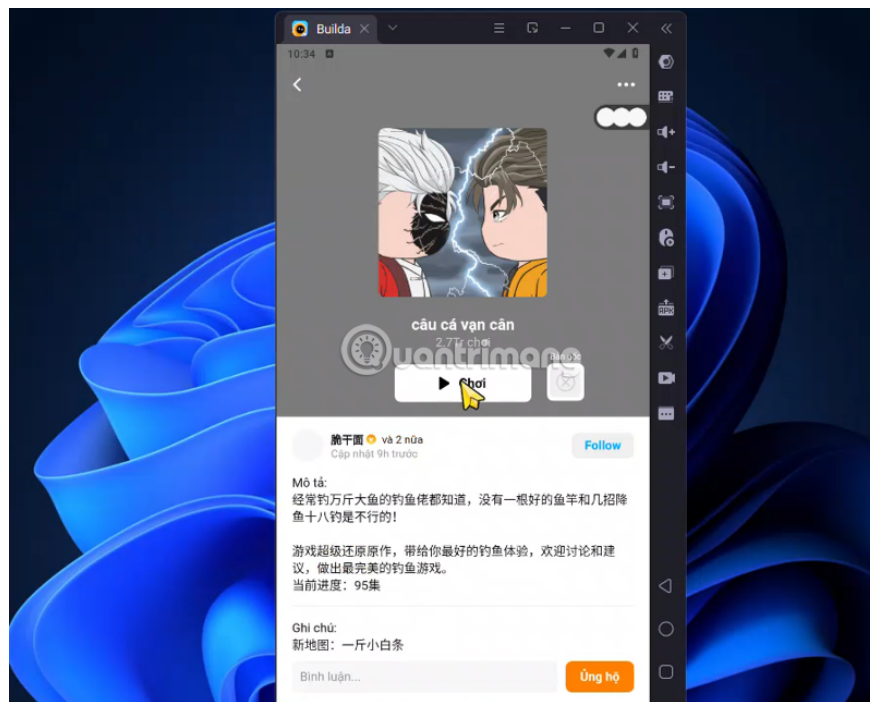
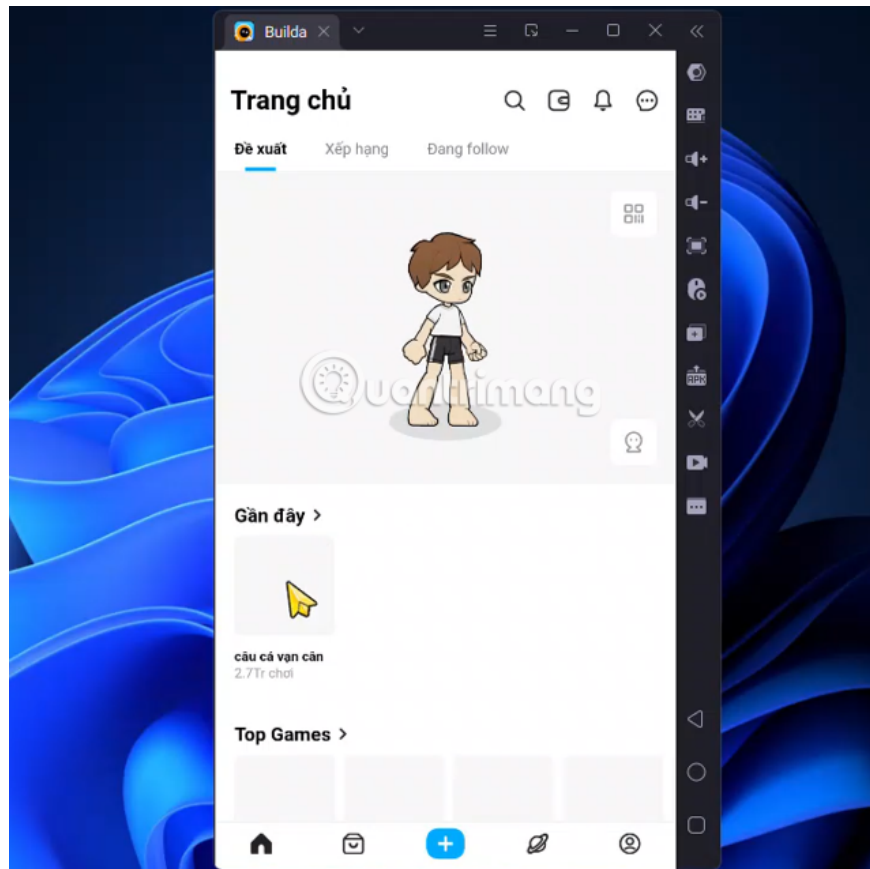
Download: Click on the Builda app and select "Install".

Step 3: Search, Login and Play Fish It



1. **Open Builda:** After Builda is successfully installed on LDPlayer, click on the Builda icon to open the application.
2. **Game Account Login:** Builda requires you to log in to save your game progress. Select Sign in with Google account (or other method you prefer) and use the same account you used on LDPlayer.





1. **Search for Game:** In Builda's interface, use the search bar to type "Fish It" or "Fish It".
2. **Start Playing:** Click on the game and select "Start" to join the fishing adventure.

Optimized Fishing for Ten Thousand Pounds on PC

For the smoothest Van Can fishing experience, make the following tweaks:

Key Mapping

1. Use LDPlayer's Key Mapping feature (usually a keyboard icon) to assign the drag button (usually the left mouse button) to a physical key on the keyboard (e.g., spacebar).
2. This action helps you click and hold faster and more accurately than using the mouse.

Enhanced Emulator Performance

1. In LDPlayer Settings, make sure you have allocated enough resources (at least 2 CPU cores and 4096MB RAM) to the emulator to run the game stably.
2. Check to see if Virtualization Technology (VT) is enabled in your computer's BIOS. Enabling VT will significantly increase emulator performance.

With the detailed instructions above, you are ready to face the challenges of catching giant fish in Fish It right on the big PC screen. Take advantage of the precise operation of the mouse and keyboard to upgrade your equipment and conquer the title of the Thousand-Pound Fisherman today!

You finished reading the article "**Instructions for downloading Fishing for Ten Thousand Pounds for PC**" edited by the [TipsMake](#) team. We hope this article has provided you with many useful tech tips and tricks. You can search for similar articles on tips and guides. Thank you for reading and for following us regularly.