

How to disable accidental touch protection on Samsung

Samsung Galaxy phones keep showing the Incorrect Touch Protection notification. But this notification is also annoying to you, and you can turn it off by following the instructions below.

Samsung Galaxy phones constantly display the Accidental Touch Protection notification because we have activated the accidental touch protection feature on the phone. When this feature is enabled, the phone will not unlock if you accidentally touch it, such as putting it in your pocket or backpack. But this notification also annoys you, and you can turn it off according to the instructions below.

What is accidental touch protection on Samsung?

Samsung has a feature called 'Accidental Touch Protection' that helps prevent accidental touches to the screen when the phone is in a dark place, such as a pocket or bag. If this feature is enabled on your Galaxy phone, the phone won't wake up automatically until you unlock it yourself.

This feature uses your phone's light sensor to keep the screen inactive and prevent accidental touches. It's available on most Samsung Galaxy phones.

How to disable accidental touch protection on Samsung

Step 1:

Go to Settings then **select Display** to change the content displayed on the screen.

Settings



Modes and Routines

Modes • Routines



Sounds and vibration

Sound mode • Ringtone



Notifications

Status bar • Do not disturb



Display

Brightness • Eye comfort shield • Navigation bar



Wallpaper and style

Wallpapers • Colour palette



Themes

Themes • Wallpapers • Icons



Home screen

Layout • App icon badges



Lock screen

Screen lock type



Security and privacy






Biometrics • Permission manager



Step 2:

Go to the next interface, the user clicks on **Accidental Touch Protection** . Now you just need to turn this **mode off** .

6:16

  Voicemail LTE1  Voicemail LTE2  30% 

< Display

Font size and style

Screen zoom

Full screen apps

Camera cutout

Screen timeout

30 seconds

Edge panels



Navigation bar

Manage the Home, Back, and Recents buttons or use gestures for more screen space.

Accidental touch protection

Protect your phone from accidental touches when it's in a dark place, such as a pocket or bag.



Screen saver



You finished reading the article "**How to disable accidental touch protection on Samsung**" edited by the [TipsMake](#) team. We hope this article has provided you with many useful tech tips and tricks. You can search for similar articles on tips and guides. Thank you for reading and for following us regularly.
